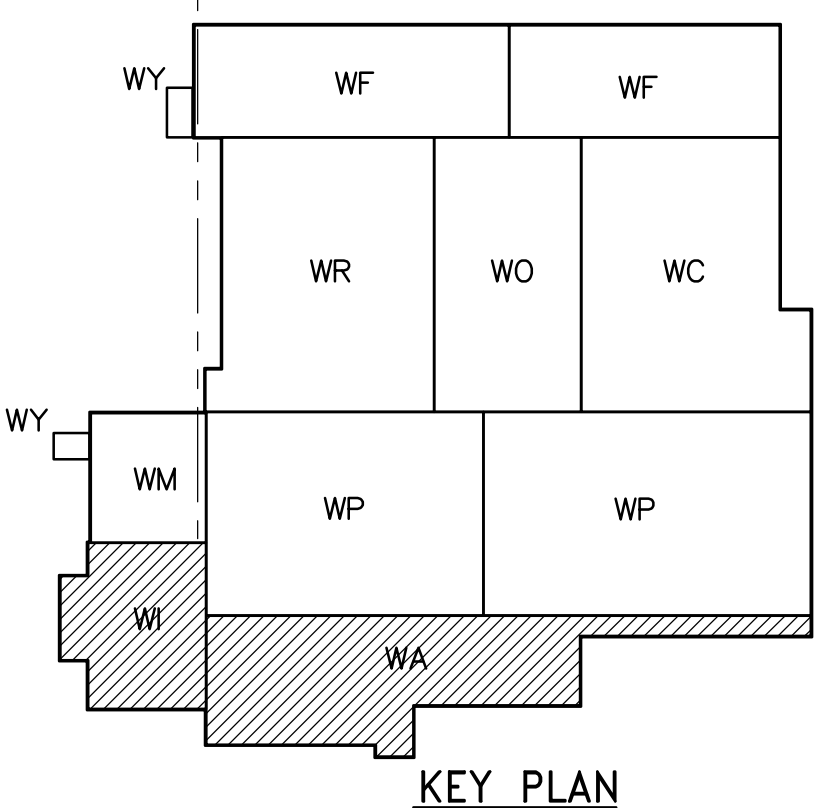
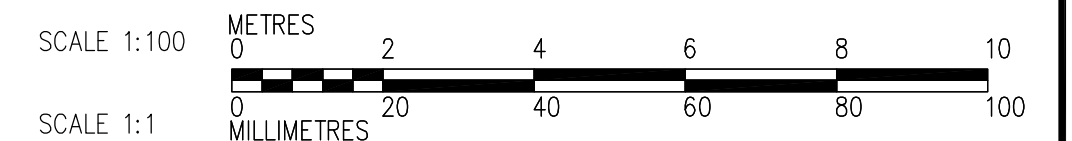
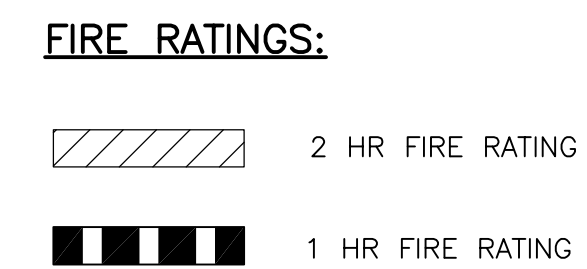


NOTE: CEILING HEIGHTS SHOWN ARE TO BE MEASURED FROM EACH ROOM'S RESPECTIVE FINISH FLOOR ELEVATIONS.

1 PARTIAL REFLECTED CEILING PLAN - ADMINISTRATION AREA (THIRD FLOOR)
WB-B0153 1:100



B.M. ELEV.	
DESIGNED BY	TWS
DRAWN BY	AL/LK
SCALE:	1:100
00 ISSUED FOR TENDER	07/06/05 LK
NO. REVISIONS	DATE BY
	2005/08/03

DESIGNED BY	TWS
DRAWN BY	AL/LK
SCALE:	1:100
00 ISSUED FOR TENDER	07/06/05 LK
NO. REVISIONS	DATE BY
	2005/08/03

ENGINEER'S SEAL	
ORIGINAL SIGNED BY	NEIL COOPER
	2007/06/05
CONSULTANT DRAWING NO.	WB-B0153

THE CITY OF WINNIPEG
WATER AND WASTE DEPARTMENT
ENGINEERING DIVISION

WATER TREATMENT PLANT
MAIN BUILDING
OFFICE AND PLANT INTERIOR FINISHES

ARCHITECTURAL
PARTIAL REFLECTED CEILING PLAN OF
ADMINISTRATION AREA

CITY FILE NUMBER
SHEET OF
CITY DRAWING NUMBER
1-0601B-A-B0153-001-00D