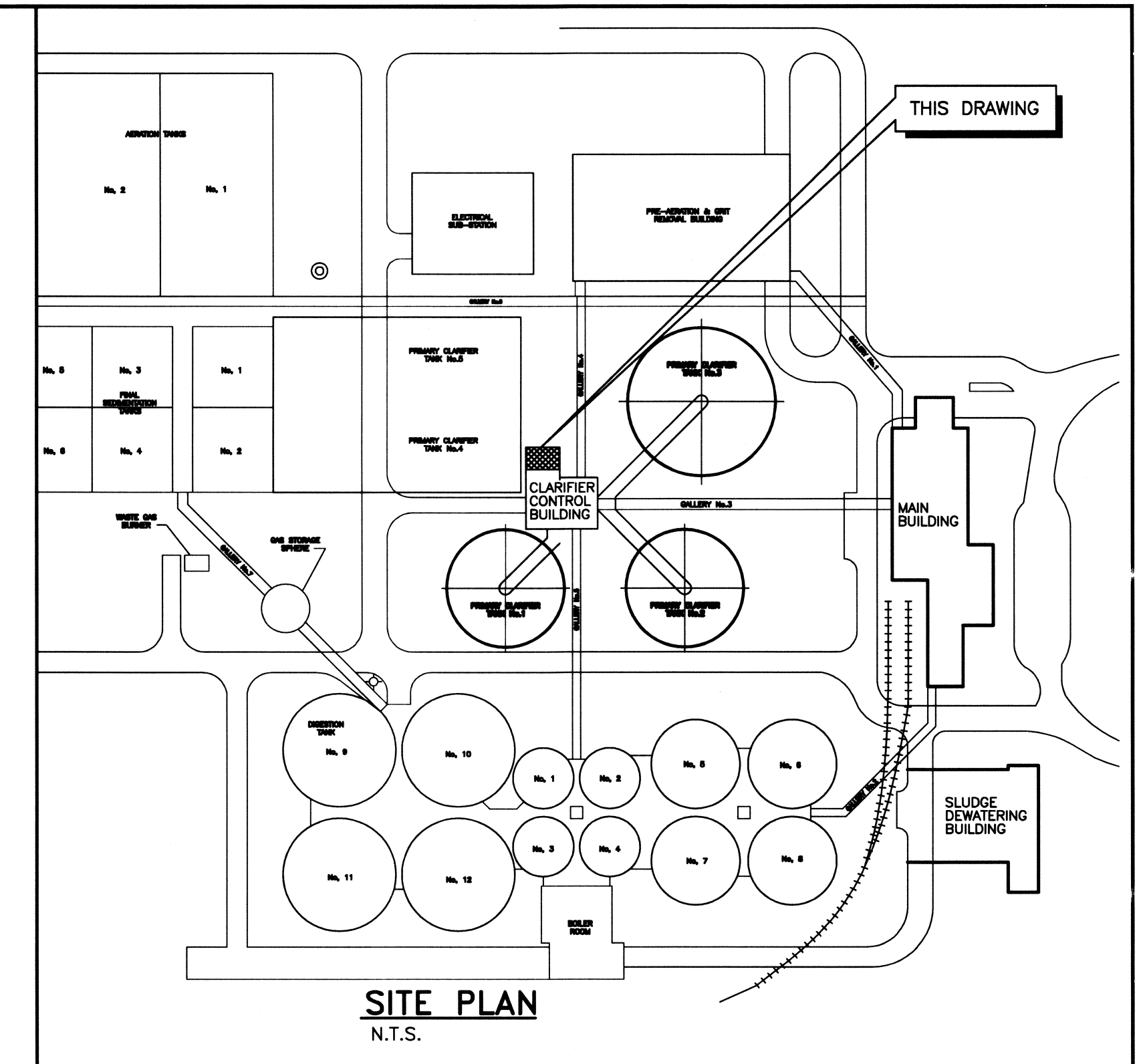


KEY NOTES:

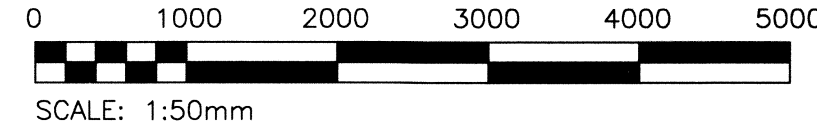
- 1 REMOVE EXISTING EXHAUST FAN PF-8.
- 2 REMOVE PORTIONS OF EXISTING DUCTWORK AS INDICATED.
- 3 REMOVE EXISTING FLEXIBLE DUCT AND CAP AS INDICATED.
- 4 REMOVE DUCTWORK CONNECTING A/C UNIT LOCATED ON OUTSIDE ROOF. REMOVE EXISTING ROOF TOP A/C UNIT, INCLUDING ALL ASSOCIATED CONTROLS, CURBING, ETC. AS REQUIRED TO FACILITATE INSTALLATION OF THE NEW AIR CONDITIONING UNIT. (SEE DRAWING M4)

LEGEND:


- EXISTING TO REMAIN
- - - TO BE REMOVED
- MD MOTORIZED DAMPER C/W ACCESS DOOR



1 CLARIFIER ELECTRICAL ROOM PLAN - EXISTING VENTILATION



COWLEGGEND



B.M. ELEV.	KGS GROUP CONSULTING ENGINEERS & PROJECT MANAGERS				ENGINEER'S SEAL 		THE CITY OF WINNIPEG WATER AND WASTE DEPARTMENT	
	DESIGNED BY	PSS	CHECKED BY	RED	PROJECT TITLE NEWPCC - CIRCULAR PRIMARY CLARIFIER REFURBISHMENT		SHEET OF 001 OF 001	
	DRAWN BY	VJH	APPROVED BY					
	HOR. SCALE:	AS SHOWN	RELEASED FOR CONSTRUCTION:		CONSULTANT DRAWING NO. 1-0101P-M0003-001		CITY DRAWING NUMBER 1-0101P-M0003-001	
NO. REVISIONS	DATE	DATE	DATE	ELECTRICAL ROOM EXISTING VENTILATION				
01	ISSUED FOR TENDER	FEB.15/08	RED			02/02/07		