

WEIR BOX ELEVATIONS (DIGESTERS 9-12)

	EL(A)	EL(B)	EL(C)	EL(D)	EL(E)	EL(F)	EL(G)
DIG 9	237.360	236.540	237.080	236.860	236.400	236.240	236.820
DIG 10	237.390	236.560	237.090	236.870	236.480	236.240	236.790
DIG 11	237.870	236.470	237.010	236.570	236.460	236.160	236.890
DIG 12	237.390	236.940	237.060	236.060	236.470	236.590	237.000

NOTE: DIFFERENT OPERATING LEVELS CAN BE OBTAINED BY SWITCHING RISER PIPE SECTIONS

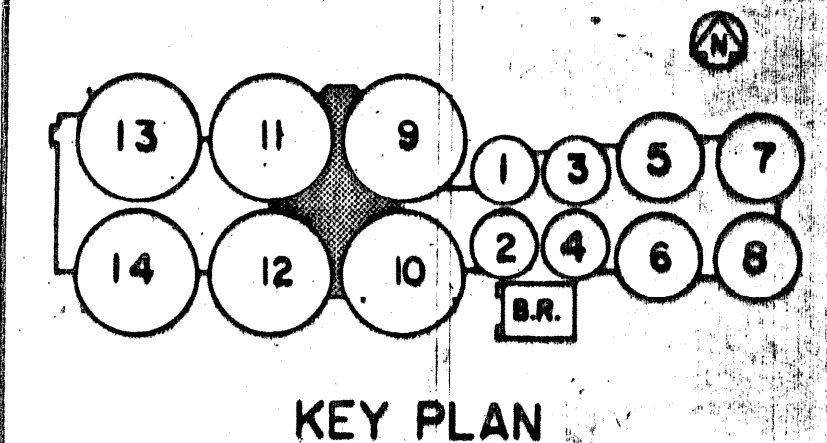
FOR CONTINUATION SEE DWG. N° NEP-1262

AS CONSTRUCTED
APPROVED BY [Signature]
DATE 1988-07-28

"TO OBTAIN PLANT DATUM SUBTRACT 22.764 METRES"

LEGEND

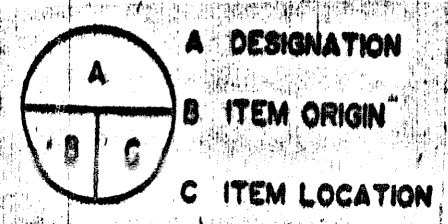
- [Solid Line] NEW STRUCTURE
- [Dashed Line] EXISTING PIPING, VALVES, EQUIPMENT & STRUCTURE
- [Dotted Line] NEW PIPING, VALVES & EQUIPMENT
- [Arrow] ARROWS ON DETAIL NUMBERS INDICATE DIRECTION IN WHICH PHOTOGRAPHS WERE TAKEN FOR GENERAL PIPING & EQUIPMENT



REFER TO DWG. NEP-1264 FOR FOAM REMOVAL PUMP


PLAN AT ELEV. 237.000

FOR SHOP DRAWING INFORMATION REFER TO THE SHOP DRAWING CROSS REFERENCE INDEX



SECTION 2

NOTE: TYPICAL FOR DIGESTERS N°S 9, 10, 11 & 12



NO.	REVISIONS	DATE	APP.

G. G. POWELL
REGISTERED PROFESSIONAL ENGINEER
PROVINCE OF ONTARIO

A.P.E.M.-112-84(R)
EXP. DATE: 85-10-15

ENGINEER'S SEAL

Underwood McLellan Ltd.
Consulting Engineers and Planners

GORE & STORRIE LIMITED
CONSULTING ENGINEERS

DESIGNED BY: M. MISTRY
DRAWN BY: C.L. S.J.N.

CHECKED BY: J. CHENG
DATE: JUNE / 85

APPROVED BY: [Signature]
DATE: JUNE / 85

THE CITY OF WINNIPEG

WORKS & OPERATIONS DIVISION

WATERWORKS, WASTE & DISPOSAL DEPARTMENT

NORTH END WATER POLLUTION CONTROL CENTRE
SLUDGE DIGESTION EXPANSION

DIGESTION GALLERY No. 5
PROCESS (LEVEL 233,820)
ALTERATIONS

RELEASED FOR CONSTRUCTION: [Signature] DATE: 17/6/88

SCALE: AS NOTED DRAWING NO: **NEP-1254**

NEP-1254