

FLAME ARRESTER & BALL VALVE ON VERTICAL SECTION OF 150# WASTE GAS LINE (TYP.)

HIGH PRESSURE DRIP TRAP ON GAS COMPRESSOR & BOOSTER DISCHARGE (TYP.)

AUTOMATIC DRIP TRAP ON WASTE GAS LINE (TYP.)

SEDIMENT TANKS TO BE MODIFIED FOR CONTINUOUS FLOW (TYP.) (FOR DETAIL SEE DWG. N° NEP-1282)

GAS BOOSTER (N° DR7)

PURGE CONNECTION (TYP.)

150# GAS BOOSTER DISCHARGE @ EL. 236.970 CONNECTED TO 150# GAS SERVICE LINE @ EL. 236.410

300# GAS TO GALLERY N° 7 @ EL. 236.970 CONNECTED TO 250# WASTE GAS LINE AT SAME @ EL.

AUTOMATIC DRIP TRAP ON SURGE TANK (FOR DETAIL SEE DWG. N° NEP-1283)

OVERFLOW CHAMBER (FOR DETAIL SEE DWG. N° NEP-1254)

BLIND FLANGE

150# GAS SERVICE LINE TO BOILERS

100# VACUUM RELIEF LINE

HOT WATER SUPPLY & RETURN (FOR DETAIL SEE DWG. N° NEP-1254)

FOR CONTINUATION SEE DWG. N° NEP-1257

FOR CONTINUATION SEE DWG. N° NEP-1262

FLAME ARRESTER ON GAS COMPRESSOR COMMON SUCTION (TYP.)

HYDRAMOTOR VALVE ON GAS COMPRESSOR SUCTION (TYP.)

AUTOMATIC DRIP TRAP FOR FLAME ARRESTER ON GAS COMPRESSOR & BOOSTER SUCTION (TYP.)

AUTOMATIC DRIP TRAP ON DRIP LEG

INSPECTION SPOOL (TYP.)

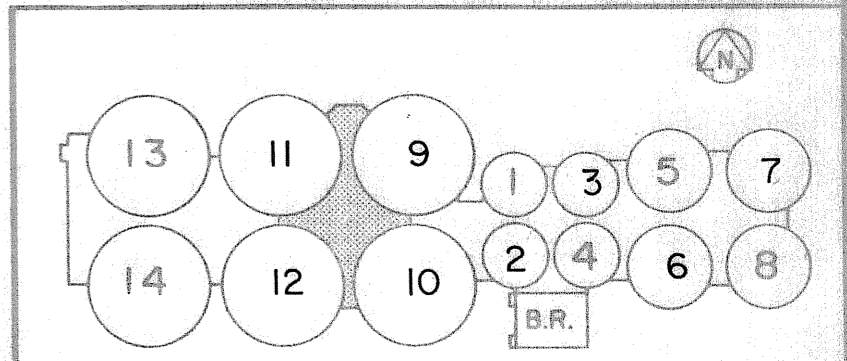
HYDRAMOTOR VALVE ON GAS BOOSTER SUCTION (TYP.)

GAS COMPRESSOR (TYP.)

LEGEND

- 12 - HIGH PRESSURE DRIP TRAP
- ⊙ 24 - AUTOMATIC DRIP TRAP
- ▭ EXISTING PIPING, VALVES, EQUIPMENT & STRUCTURE
- ▭ NEW PIPING, VALVES & EQUIPMENT
- ▭ NEW STRUCTURE

AS CONSTRUCTED APPROVED BY DATE 17/6/85



KEY PLAN

NORTH END WATER POLLUTION CONTROL CENTRE SLUDGE DIGESTION EXPANSION


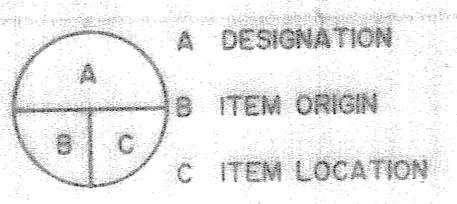
DIGESTION GALLERY No. 5 PROCESS (LEVEL 233.820) GAS SYSTEM ALTERATIONS

RELEASED FOR CONSTRUCTION: DATE: 17/6/85 SCALE: AS NOTED DRAWING NO: NEP-1260

PLAN AT ELEV. 237.000

FOR SHOP DRAWING INFORMATION REFER TO THE SHOP DRAWING CROSS REFERENCE INDEX

"TO OBTAIN PLANT DATUM SUBTRACT 221.764 METRES"



NO.	REVISIONS	DATE	APP.
A	REVISED TO AS CONSTRUCTED		

REGISTERED PROFESSIONAL ENGINEER
G. G. POWELL
PROVINCE OF ONTARIO
A.P.E.M.-112-84(R)
EXP. DATE: 85-10-15

Underwood McLellan Ltd.
Consulting Engineers and Planners
GORE & STORRIE LIMITED
CONSULTING ENGINEERS
DESIGNED BY: J. CHENG
DRAWN BY: S.C. S.N.
CHECKED BY: J. CHENG
DATE: JUNE / 85
APPROVED BY: [Signature]
DATE: JUNE / 85

THE CITY OF WINNIPEG
WORKS & OPERATIONS DIVISION
WATERWORKS, WASTE & DISPOSAL DEPARTMENT