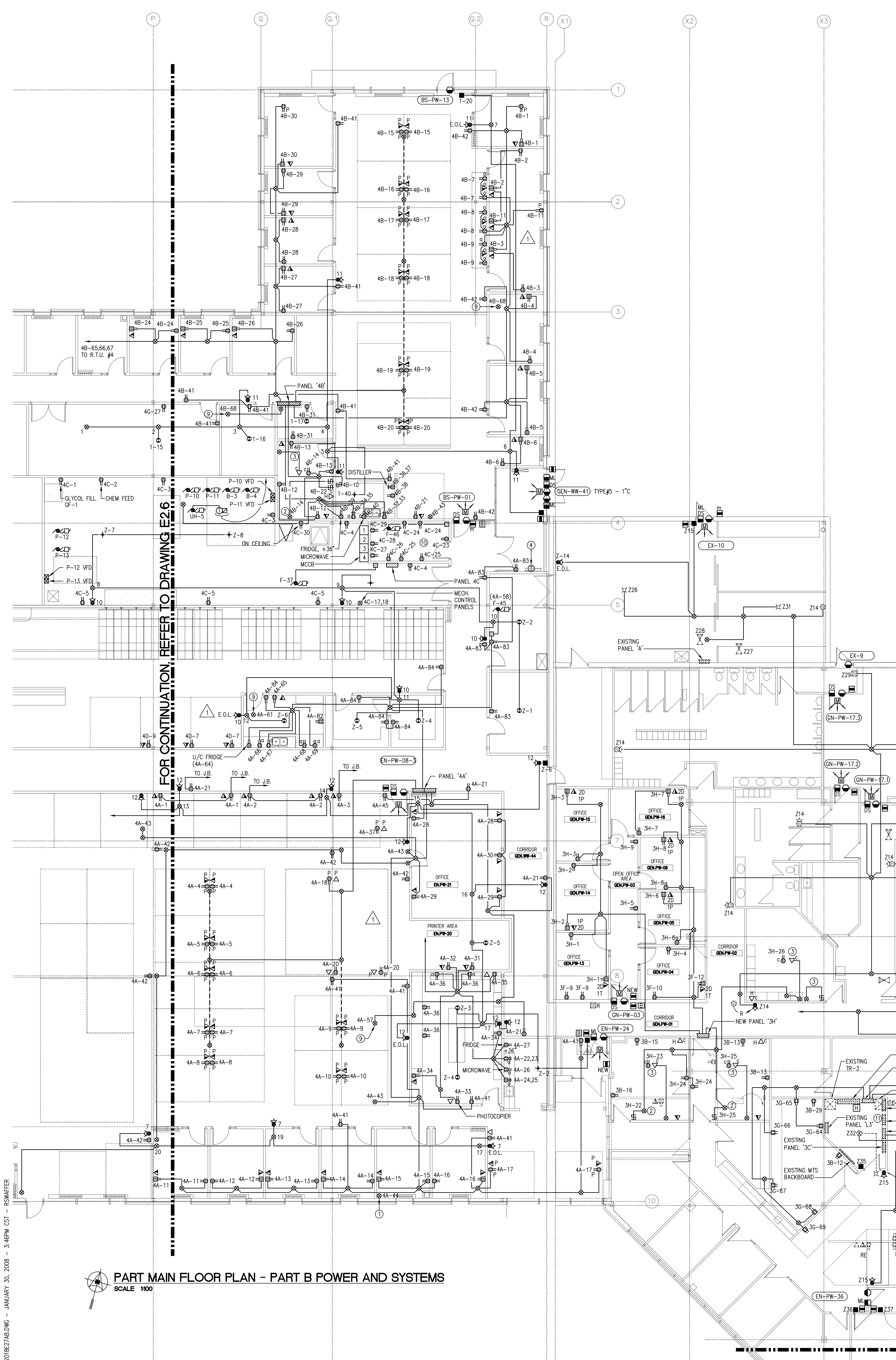


Friesen Tokar Architects
200 - 2013 Portage Avenue
Winnipeg, Canada R3J 0K3
Tel: 204.585.9323
Fax: 204.837.7235

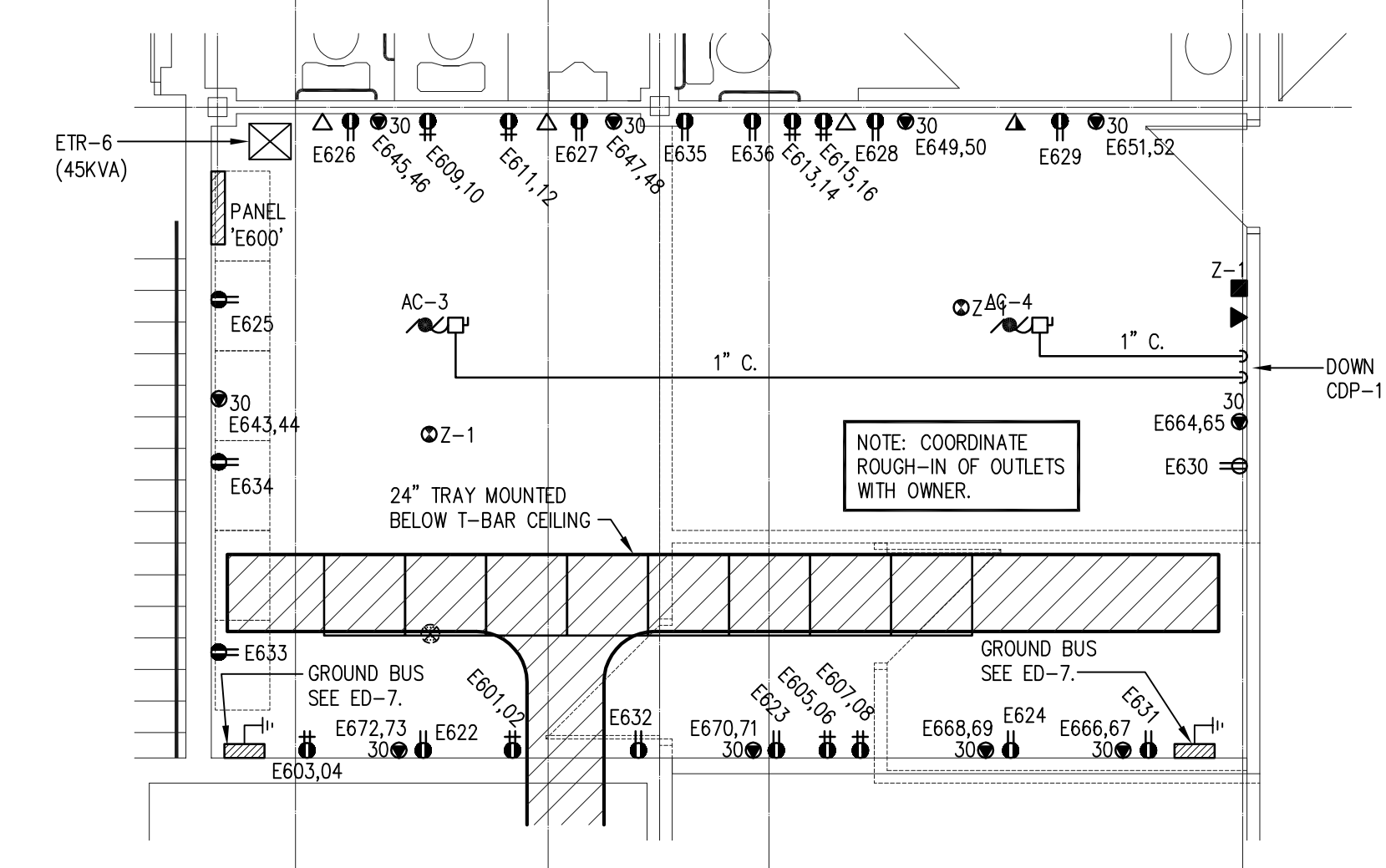
PROJECT: AA/RC
DRAWN: CB
DATE: APRIL 2004
PROJECT NO: 01716
FILE PATH:

REVISIONS:
1. ISSUED FOR 50% REVIEW FEBRUARY 6, 2004
2. ISSUED FOR 75% REVIEW MARCH 5, 2004
3. ISSUED FOR PRETENDER REVIEW APRIL 2004
4. ISSUED FOR TENDER MAY 14, 2004
5. AS BUILT JUNE 2007



PANEL BOARD SCHEDULE									
PROJECT: 1155 PACIFIC AVENUE									
DRAWING: 02-019-01									
DATE: 10/20/03, 3A, 4B									
TYPE: SURFACE									
DESIGNED BY: SMS ENGINEERING									
CHECKED BY:									
DATE:									
1	RACK #1	1500	30A	11	DATA BACKBOARD	300	15A		
2	RACK #2	1500	30A	12	DATA BACKBOARD	300	15A		
3	RACK #3	1500	30A	13	SPARE	300	15A		
4	RACK #4	1500	30A	14	SPARE	300	15A		
5	RACK #5	1500	30A	15	SPARE	300	15A		
6	RACK #6	1500	30A	16	SPARE	300	15A		
7	RACK #7	1500	30A	17	SPARE	300	15A		
8	RACK #8	1500	30A	18	SPARE	300	15A		
9	RACK #9	1500	30A	19	SPARE	300	15A		
10	RACK #10	1500	30A	20	SPARE	300	15A		
11	RACK #11	1500	30A	21	SPARE	300	15A		
12	RACK #12	1500	30A	22	SPARE	300	15A		
13	RECEPTABLES	400	15A	23	RACK #13	800	20A		
14	RECEPTABLES	400	15A	24	RACK #14	800	20A		
15	RECEPTABLES	400	15A	25	RACK #15	800	20A		
16	RECEPTABLES	400	15A	26	RACK #16	800	20A		
17	RECEPTABLES	400	15A	27	RACK #17	800	20A		
18	RECEPTABLES	400	15A	28	RACK #18	800	20A		
19	RECEPTABLES	400	15A	29	RACK #19	800	20A		
20	RECEPTABLES	400	15A	30	RACK #20	800	20A		
21	RECEPTABLES	400	15A	31	RACK #21	800	20A		
22	RECEPTABLES	400	15A	32	RACK #22	800	20A		
23	RECEPTABLES	400	15A	33	RACK #23	800	20A		
24	RECEPTABLES	400	15A	34	RACK #24	800	20A		
25	RECEPTABLES	400	15A	35	RACK #25	800	20A		
26	RECEPTABLES	400	15A	36	RACK #26	800	20A		
27	RECEPTABLES	400	15A	37	RACK #27	800	20A		
28	RECEPTABLES	400	15A	38	RACK #28	800	20A		
29	TELEPHONE BACKBOARD	300	30A	39	RACK #29	800	20A		
30	TELEPHONE BACKBOARD	300	30A	40	RACK #30	800	20A		

- NOTES:
- 10' MIN. COMPLETE WITH HEAT TRACE CABLE FOR 10' LENGTH OF PIPE. HEAT TRACE IS INSTALLED ON PIPE EXTERIOR.
 - 120V CIRCUIT FOR MOTORIZED PROJECTOR SCREEN. WIRE AND CONNECT AS REQUIRED.
 - 120V CIRCUIT FOR CEILING MOUNTED PROJECTOR. CEILING MOUNTED OUTLET BOX C/W FACEPLATE. W/ EMT DOWN TO WALL MOUNTED OUTLET BOX. PROVIDE FACEPLATES C/W 1/2" BRUSHED HOLE AND PULLSTRONG.
 - RELOCATE DOWN TO FC-10 IN DRAWSPACE.
 - HUMIDIFIER MOUNTED IN CEILING SPACE ABOVE.
 - EXISTING POWER/DATA TO REMAIN.
 - EXISTING FAN F-26 TO REMAIN. RELOCATE SPEED CONTROLLER TO NEW LUNCH ROOM.
 - EXISTING POWER AND SYSTEMS TO REMAIN.
 - 120V CONNECTION TO CONTROL TRANSFORMER FOR MECHANICAL CONTROLS.
 - COORDINATE OUTLET LAYOUT WITH OWNER PRIOR TO ROUGH-IN.
 - RELOCATE 6-15A CIRCUITS TO NEW PANEL 3A (43-84) PROVIDE 100A-3P BREAKER, 4/83 TO SUB-FEED NEW PANEL 3A (43-84).
 - PRE-ACTION SPRINKLER SYSTEM PRESSURE SWITCH, SOUNDING AND COMPRESSOR. PROGRAM TO ACTIVATE SOUNDING IF BOTH SMOKE DETECTORS IN ROOM GEN-PW-12 OR ROOM PO-PW-17 ACTIVATE OR IF THE MANUAL STATION IN ROOM GEN-PW-12 OR ROOM PO-PW-17 IS PULLED.
 - PROVIDE W/ EMT FROM MECHANICAL CONTROL PANEL TO MAIN PHONE ROOM IN EXISTING MAIN ELECTRICAL ROOM C/W 4 PAIR CAT 6 FOR MODERN CONNECTION.

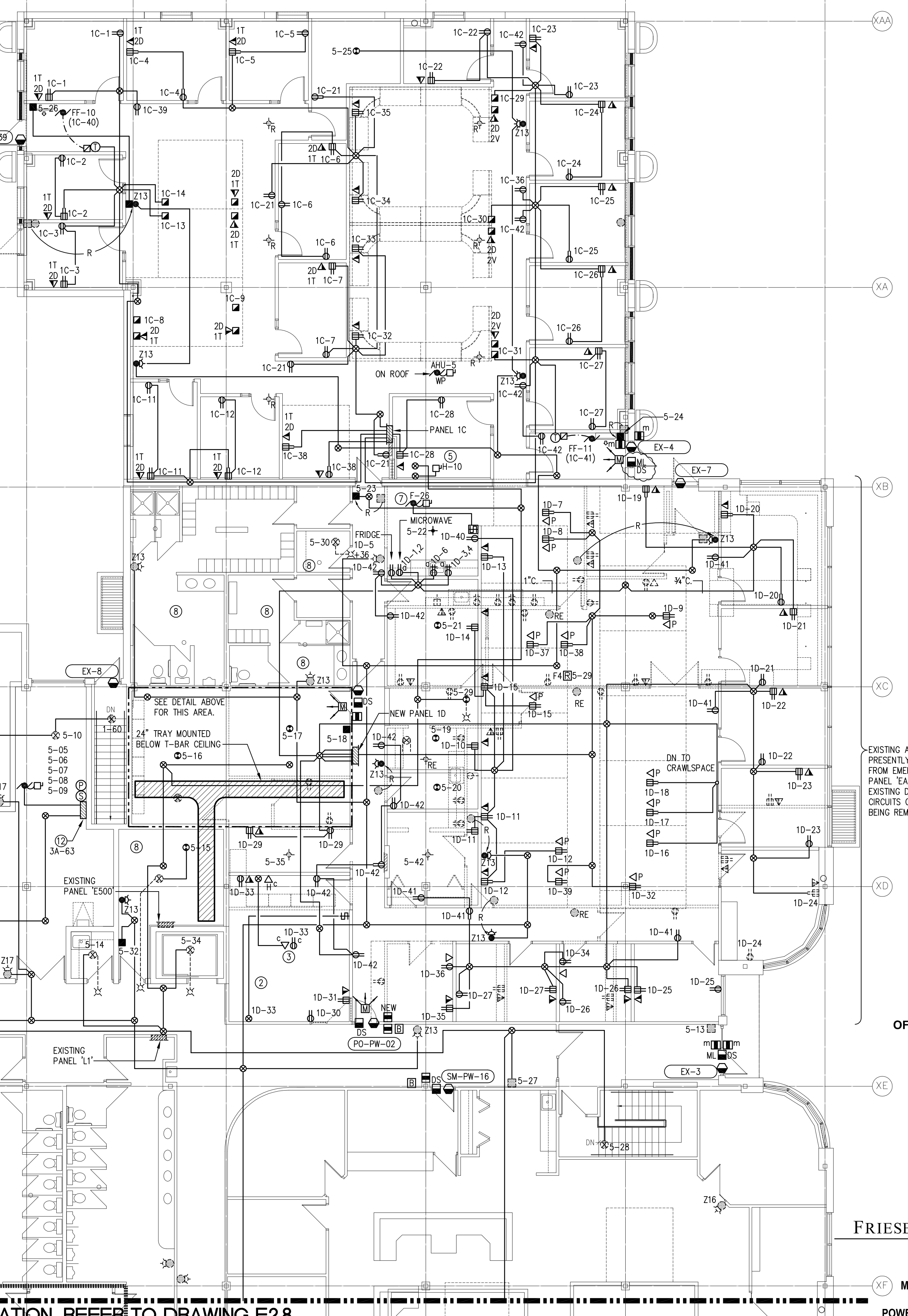


RECORD DRAWING

CONTRACTOR:
Alec Electrical Limited
930 BRADFORD STREET
WINNIPEG, MANITOBA
(204) 697-1000

DATE COMPLETED: _____ SIGNED BY: _____

NOTICE: THIS RECORD DRAWING HAS BEEN PREPARED, BASED UPON INFORMATION FURNISHED BY OTHERS. WHILE THIS INFORMATION IS BELIEVED TO BE RELIABLE, THE CONSULTANT CANNOT ASSURE ITS ACCURACY, AND THIS IS NOT RESPONSIBLE FOR ANY ERRORS OR OMISSIONS WHICH MAY HAVE BEEN INCORPORATED INTO IT AS A RESULT.



SMS ENGINEERING
770 BROADVIEW AVENUE, WINNIPEG, MANITOBA
204.775.5291 Fax 204.772.2150
smsengineering.com

ORIGINAL CONTRACT DRAWING
SEAL AND SIGNED BY
A.J.M. LOISEL, P. ENG
MAY 13, 2004

APECM
Certificate of Authorization
SMS Engineering Ltd.
No. 166 Expiry: April 30, 2005

Drawings and specifications, as instruments of service are the property of the architect. The copyright in the same being reserved to him. No reproduction may be made without the permission of the architect and when made, must bear his name. All plans to be returned to the architect. The contractor shall verify dimensions and data noted herein with conditions on the site and will be responsible for rectifying any discrepancy to the architect for approval. This drawing shall not be used for building purposes until countersigned by:

THE CITY OF WINNIPEG

OFFICE ADDITION AND RENOVATION
1155 PACIFIC AVENUE
WINNIPEG, MANITOBA

FRIESEN TOKAR ARCHITECTS

MAIN FLOOR PLAN PART B POWER AND SYSTEMS

E2.7

2015/02/16/16/16 - JANUARY 30, 2005 - 5:45PM CST - PERMITS

PART MAIN FLOOR PLAN - PART B POWER AND SYSTEMS
SCALE 1/100

FOR CONTINUATION, REFER TO DRAWING E2.8