

B1 Roof Construction (2008)

lumber decking
5/8" T&G OSB
Soprema Colvent 810 base sheet
Soprema Colvent 860 cap sheet

C1 & D1 Roof Construction (existing)

wood deck
felt vapor barrier
3 1/2" extruded polystyrene
1/2" fiberboard
1/2" fiberboard
4 ply felt and asphalt
gravel

A2 Roof Construction (2007)

wood deck
1/2" type x drywall
Soprema Sopralene 180 flam VB
2" Soprema Colgrip B
type 2 eps back slope
2" Soprema Colgrip A
Soprema Colvent 810 base sheet
Soprema Colvent 860 cap sheet

Note: insulation is mechanically fastened

B2 Roof Construction (2007)

wood deck
1/2" type x drywall
Soprema Sopralene 180 flam VB
2% type 2 sloped EPS min 2"
2" Soprema Colgrip A
Soprema Colvent 810 base sheet
Soprema Colvent 860 cap sheet

Note: insulation is mechanically fastened

C1 & D1 Construction (2008)

wood deck
felt vapor barrier - existing
3 1/2" extruded polystyrene - existing
1/2" fiberboard - existing
1/2" fiberboard - existing
1.5" Soprema Colgrip A
Soprema Colvent 810 base sheet
Soprema Colvent 860 cap sheet

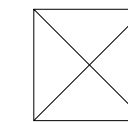
A1 Roof Construction (original)

existing metal roofing
infill type 2 EPS
5/8" t&g OSB
Soprema Unilay

B2 Roof Construction (original)

wood deck
felt vapor barrier
1 1/2" fiberboard
4 ply felt and asphalt
gravel

Picnic Shelter



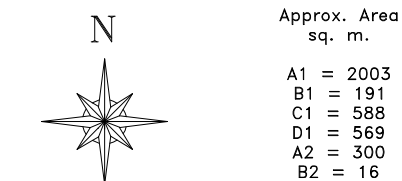
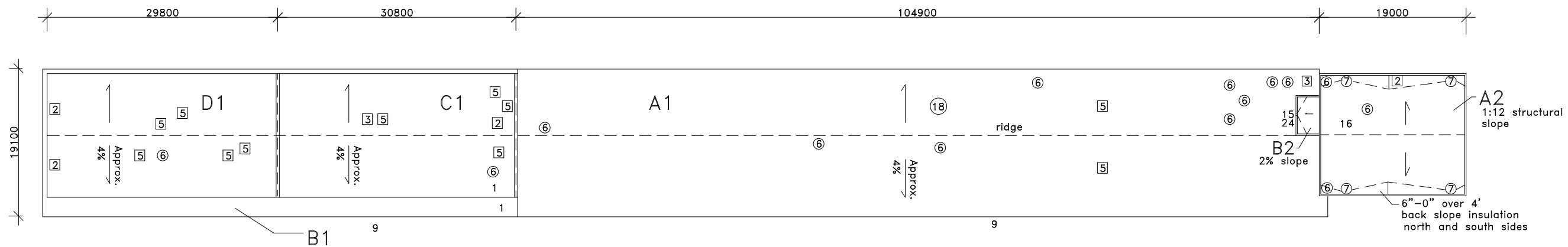
GRAPHIC LEGEND

- Parapet
- Gravel stop
- Control joint
- Expansion joint
- New insulated drain pipe
- Photo vantage point
- Area Label

- X = leak
- ⊠ = attic vent

KEYNOTE LEGEND

- 1 core sample
- 2 chimney
- 3 AC unit
- 4 vent hood
- 5 ventilator
- 6 vent pipe
- 7 roof drain
- 8 skylight
- 9 eavestrough
- 10 firewall
- 11 antenna
- 12 ladder
- 13 stub column
- 14 roof hatch
- 15 scupper
- 16 pitch box
- 17 HVAC unit
- 18 capped curb
- 19 flag pole
- 20 electrical mast
- 21 cooling tower
- 22 splash pad
- 23 splash pan
- 24 downspout/rainwater leader
- 25 back slope
- 26 cant
- 27 increase slope to drain
- 28 cricket
- 29 parapet/wide flashing
- 30 life line anchor



- Notes:**
- .01 Contractor is responsible for site verification of all dimensions
 - .02 Drawings are not to be scaled for estimating purposes
 - .03 All areas given are approximate
 - .04 Contractor is responsible for site verification of existing roof constructions

Stated scale is when in 11x17 format



809 Pipeline Road, Winnipeg, Manitoba
Phone: 697-8091 Fax: 697-8039

Project:
Central CC / Freight House
200 Isabel Street
Winnipeg, MB

Date: January 9, 2008

Drawing No. R-1

File no: 3513-08 Scale: 1:600