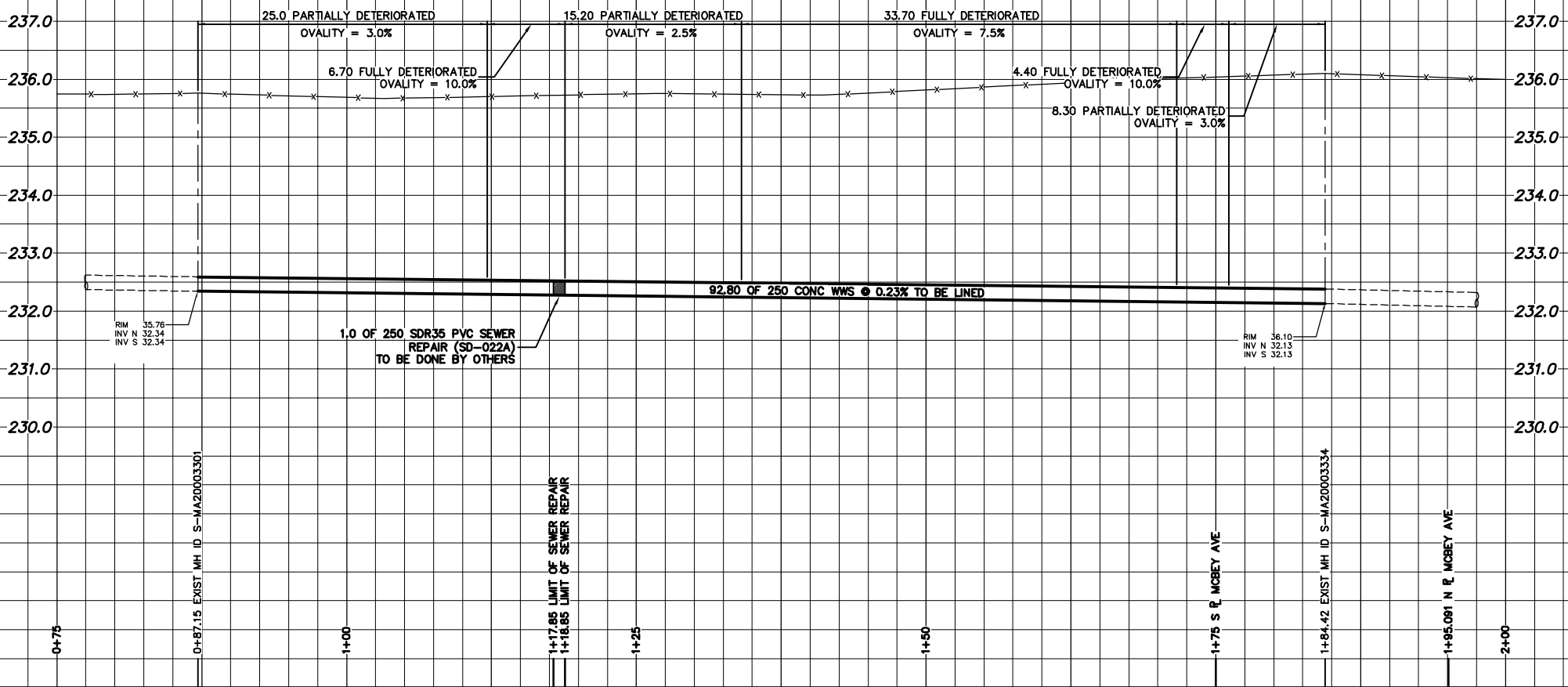
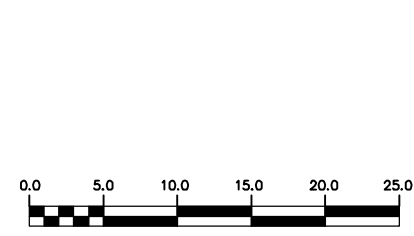
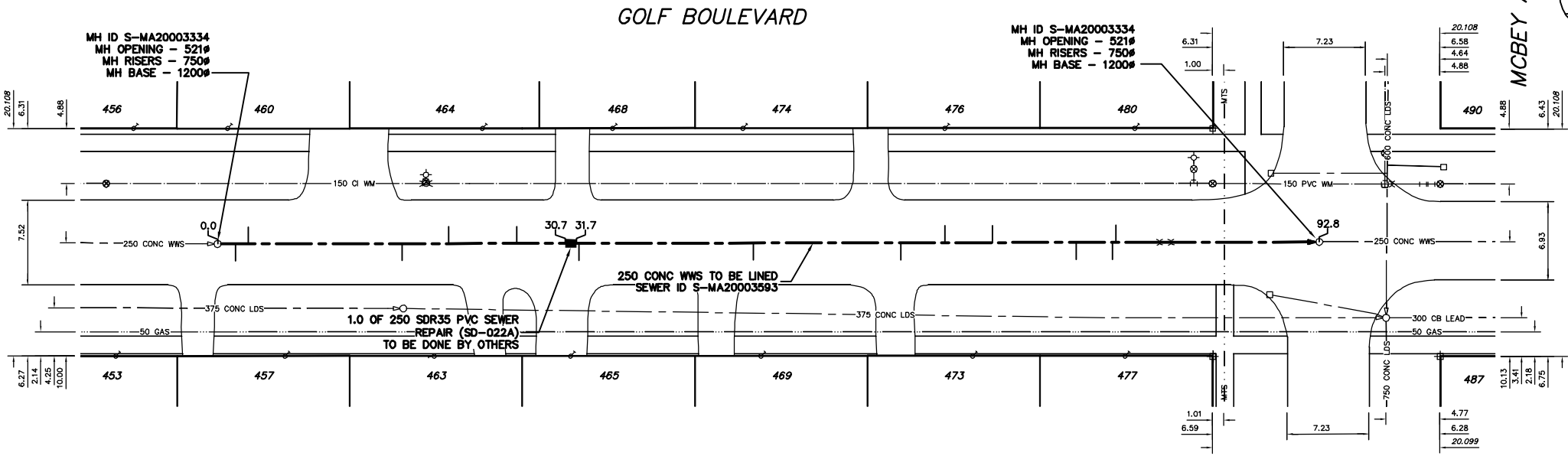


SEWER JUNCTION INFORMATION FROM SEWER VIDEO INSPECTION SEWER ID S-MA20003593			
DISTANCE FROM MH ID S-MH20003301			
1.6	N	150#	EAST DN
2.7	N	150#	WEST DN
16.3	N	150#	EAST DN
20.4	N	150#	WEST DN
26.4	N	150#	WEST DN
31.9	N	150#	EAST DN
47.3	N	150#	EAST DN
60.3	N	150#	EAST DN
64.2	N	150#	WEST DN
68.4	N	150#	TOP DN
75.8	N	150#	EAST DN
79.0	N	150#	EAST DN
79.3	N	150#	WEST DN



NOTE: CHAINAGES SHOWN ARE ALONG W R OF GOLF BV.

SEWER SERVICE INFORMATION		
ADDRESS	SIZE	℄ DIST JUNCTION TIE
453 GOLF BV	-	-
456 GOLF BV	-	-
457 GOLF BV	-	-
460 GOLF BV	-	-
463 GOLF BV	-	-
464 GOLF BV	-	-
465 GOLF BV	-	-
466 GOLF BV	-	-
468 GOLF BV	-	-
474 GOLF BV	-	-
476 GOLF BV	-	-
480 GOLF BV	-	-
487 GOLF BV	-	-
490 GOLF BV	-	-
493 GOLF BV	-	-
496 GOLF BV	-	-
497 GOLF BV	-	-
498 GOLF BV	-	-
499 GOLF BV	-	-
500 GOLF BV	-	-
501 GOLF BV	-	-
502 GOLF BV	-	-
503 GOLF BV	-	-
504 GOLF BV	-	-
505 GOLF BV	-	-
506 GOLF BV	-	-
507 GOLF BV	-	-
508 GOLF BV	-	-
509 GOLF BV	-	-
510 GOLF BV	-	-
511 GOLF BV	-	-
512 GOLF BV	-	-
513 GOLF BV	-	-
514 GOLF BV	-	-
515 GOLF BV	-	-
516 GOLF BV	-	-
517 GOLF BV	-	-
518 GOLF BV	-	-
519 GOLF BV	-	-
520 GOLF BV	-	-
521 GOLF BV	-	-
522 GOLF BV	-	-
523 GOLF BV	-	-
524 GOLF BV	-	-
525 GOLF BV	-	-
526 GOLF BV	-	-
527 GOLF BV	-	-
528 GOLF BV	-	-
529 GOLF BV	-	-
530 GOLF BV	-	-
531 GOLF BV	-	-
532 GOLF BV	-	-
533 GOLF BV	-	-
534 GOLF BV	-	-
535 GOLF BV	-	-
536 GOLF BV	-	-
537 GOLF BV	-	-
538 GOLF BV	-	-
539 GOLF BV	-	-
540 GOLF BV	-	-
541 GOLF BV	-	-
542 GOLF BV	-	-
543 GOLF BV	-	-
544 GOLF BV	-	-
545 GOLF BV	-	-
546 GOLF BV	-	-
547 GOLF BV	-	-
548 GOLF BV	-	-
549 GOLF BV	-	-
550 GOLF BV	-	-
551 GOLF BV	-	-
552 GOLF BV	-	-
553 GOLF BV	-	-
554 GOLF BV	-	-
555 GOLF BV	-	-
556 GOLF BV	-	-
557 GOLF BV	-	-
558 GOLF BV	-	-
559 GOLF BV	-	-
560 GOLF BV	-	-
561 GOLF BV	-	-
562 GOLF BV	-	-
563 GOLF BV	-	-
564 GOLF BV	-	-
565 GOLF BV	-	-
566 GOLF BV	-	-
567 GOLF BV	-	-
568 GOLF BV	-	-
569 GOLF BV	-	-
570 GOLF BV	-	-
571 GOLF BV	-	-
572 GOLF BV	-	-
573 GOLF BV	-	-
574 GOLF BV	-	-
575 GOLF BV	-	-
576 GOLF BV	-	-
577 GOLF BV	-	-
578 GOLF BV	-	-
579 GOLF BV	-	-
580 GOLF BV	-	-
581 GOLF BV	-	-
582 GOLF BV	-	-
583 GOLF BV	-	-
584 GOLF BV	-	-
585 GOLF BV	-	-
586 GOLF BV	-	-
587 GOLF BV	-	-
588 GOLF BV	-	-
589 GOLF BV	-	-
590 GOLF BV	-	-
591 GOLF BV	-	-
592 GOLF BV	-	-
593 GOLF BV	-	-
594 GOLF BV	-	-
595 GOLF BV	-	-
596 GOLF BV	-	-
597 GOLF BV	-	-
598 GOLF BV	-	-
599 GOLF BV	-	-
600 GOLF BV	-	-



METRIC
WHOLE NUMBERS INDICATE MILLIMETRES
DECIMALIZED NUMBERS INDICATE METRES

WARNING
IF POWER EQUIPMENT OR EMPLOYEES ARE TO BE USED FOR EXCAVATION ON THIS PROJECT THE CONTRACTOR MUST:
1) NOTIFY THE GAS COMPANY OF THE PROPOSED LOCATION OF EXCAVATION.
2) TAKE PRECAUTION TO AVOID DAMAGE TO GAS COMPANY INSTALLATIONS.
SEE PROVINCIAL REGULATION 210/72 FOR DETAILS

200 WM	WATERMAIN	200 WM	SL, HYDRO	150 WM	WATERMAIN	150 WM
⊕	HYDRANT	⊕	MTS	⊕	HYDRANT	⊕
⊙	VALVE	⊙	TRAFFIC SIGNALS	⊙	VALVE	⊙
525 LDS	LAND DRAINAGE SEWER	525 LDS	GAS	300 LDS	LAND DRAINAGE SEWER	300 LDS
375 WWS	WASTEWATER SEWER	375 WWS	SURVEY BAR	250 WWS	WASTEWATER SEWER	250 WWS
○	MANHOLE	●	FENCE	⊕	PROFILE	⊕
□	CATCH BASIN	■	POLE - HYDRO, MTS	⊕	GROUND ABOVE PIPE	⊕
▽	CURB INLET	▽	CURB STOP	⊕	⊕ DITCH (NORTH & WEST)	⊕
⊕	JUNCTIONS	⊕	GUY ANCHOR	⊕	⊕ DITCH (SOUTH & EAST)	⊕
⊕	CULVERT	⊕	LIGHT STANDARD	⊕	⊕ GUTTER (NORTH & WEST)	⊕
⊕	ANODE	⊕	TREE	⊕	⊕ GUTTER (SOUTH & EAST)	⊕
EXISTING	LEGEND-PLAN	PROPOSED	EXISTING	LEGEND-PLAN	PROPOSED	EXISTING
---	LEGEND-PROFILE	---	---	LEGEND-PROFILE	---	---

LOCATION APPROVED	FIELD BOOK #
UNDERGROUND STRUCTURES	
SUPV. U/G STRUCTURES COMMITTEE	DATE
NOTE:	
LOCATION OF UNDERGROUND STRUCTURES AS SHOWN ARE BASED ON THE BEST INFORMATION AVAILABLE BUT NO GUARANTEE IS GIVEN THAT ALL EXISTING UTILITIES ARE SHOWN OR THAT THE GIVEN LOCATIONS ARE EXACT. CONFIRMATION OF EXISTENCE AND EXACT LOCATION OF ALL SERVICES MUST BE OBTAINED FROM THE INDIVIDUAL UTILITIES BEFORE PROCEEDING WITH CONSTRUCTION.	
B.M. ELEV.	
POSTED TO LIS	
DESIGNED BY DB/SC	CHECKED BY SC
DRAWN BY CJH	APPROVED BY KZ
HOR. SCALE 1:250	RELEASED FOR CONSTRUCTION
VERTICAL 1:50	
NO. REVISIONS	DATE BY
	DATE 2008 07 08

CITY OF WINNIPEG WATER AND WASTE ENGINEERING DIVISION

ENGINEER'S SEAL

ORIGINAL SIGNED BY K.R. ZUREK 08/07/08

BID OPPORTUNITY: 499-2008
FILENAME: 8603.dwg
PLOT DATE: 2008 07 08

THE CITY OF WINNIPEG WATER AND WASTE DEPARTMENT

2008 SEWER RENEWALS BY CIPP LINING

GOLF BOULEVARD
1ST MH S OF MCBEY AVENUE TO MH AT MCBEY AVENUE

SHEET 5 OF 24
CITY DRAWING NUMBER 8603