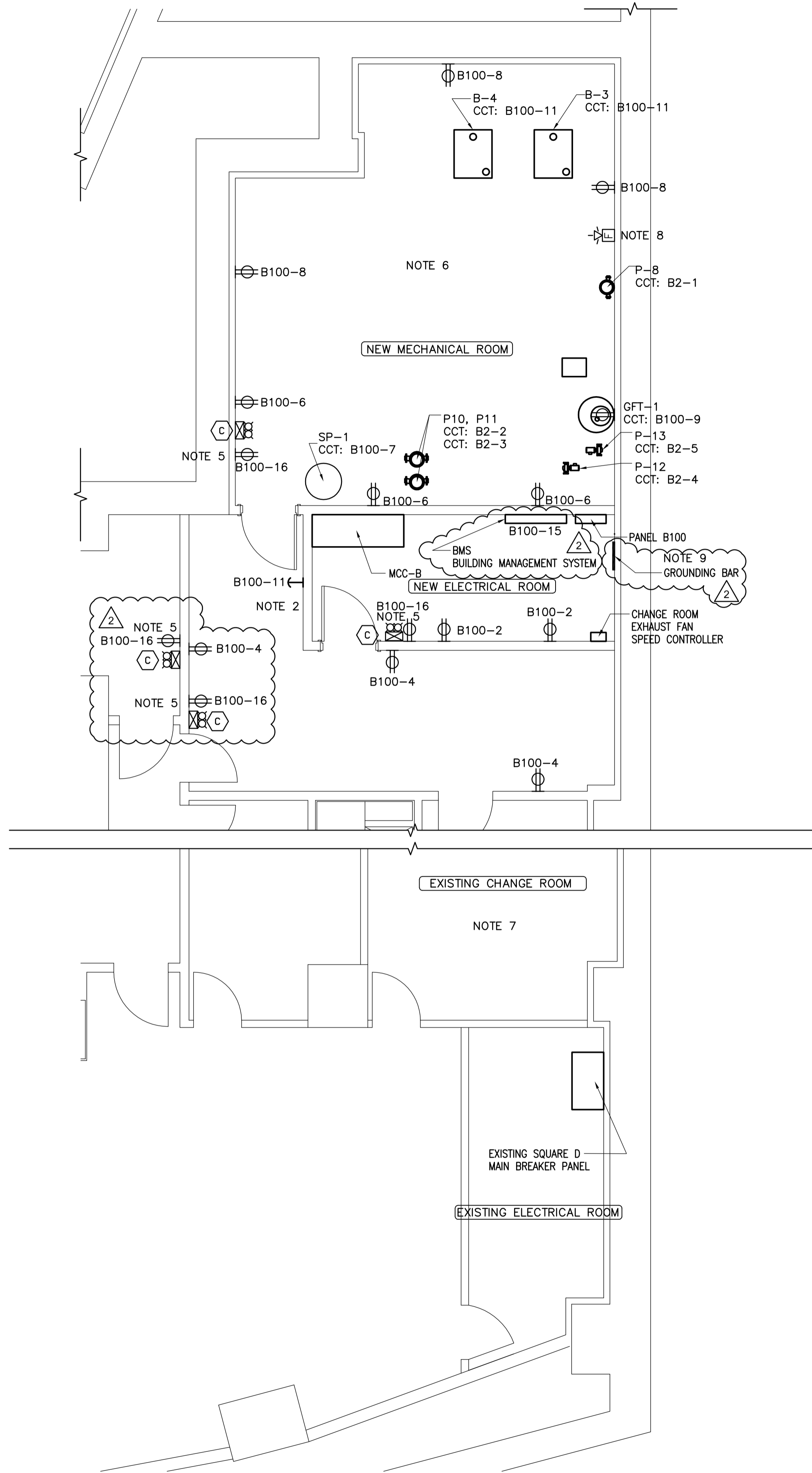
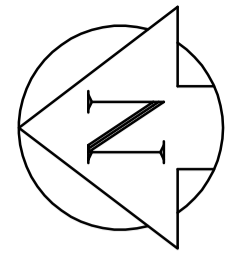
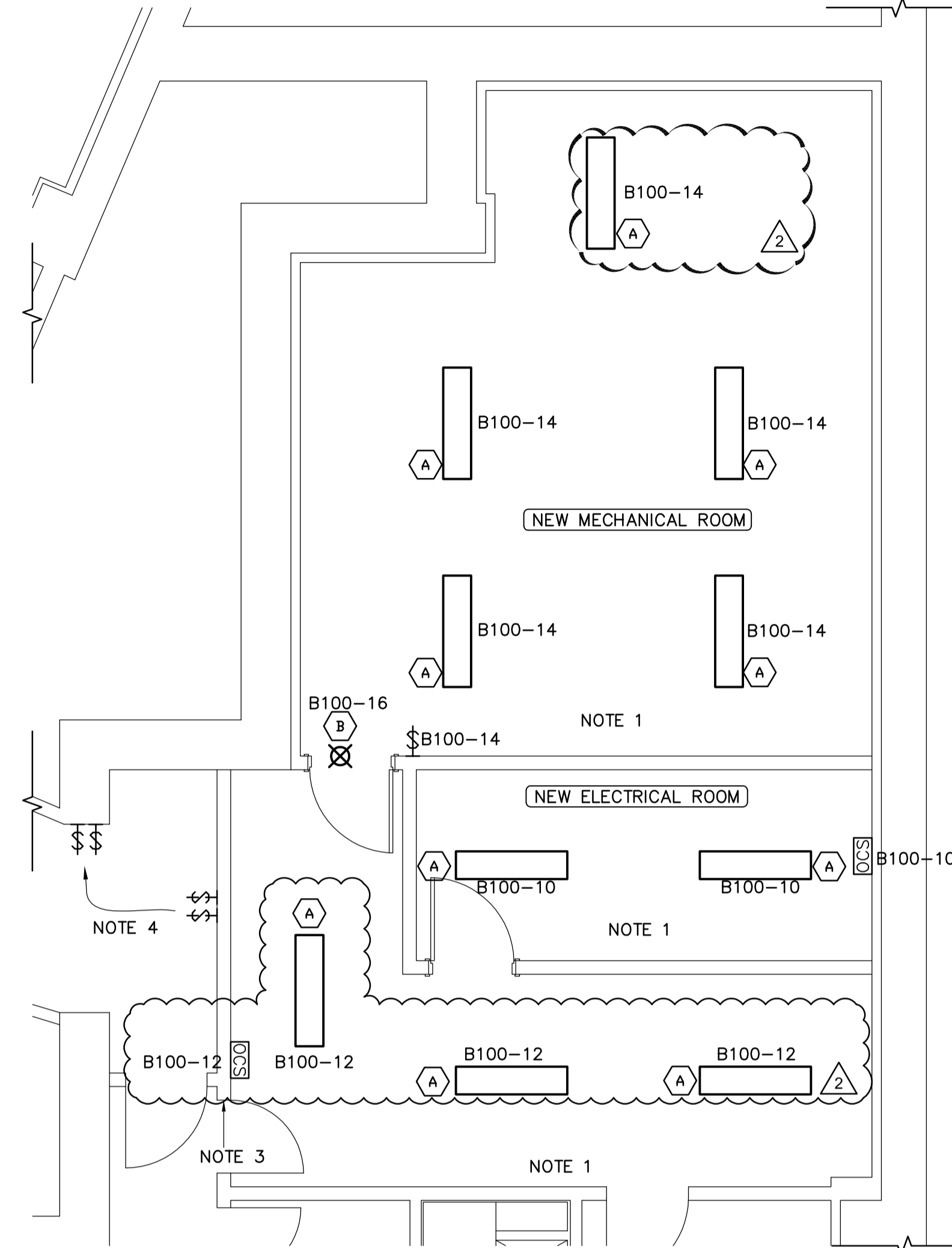


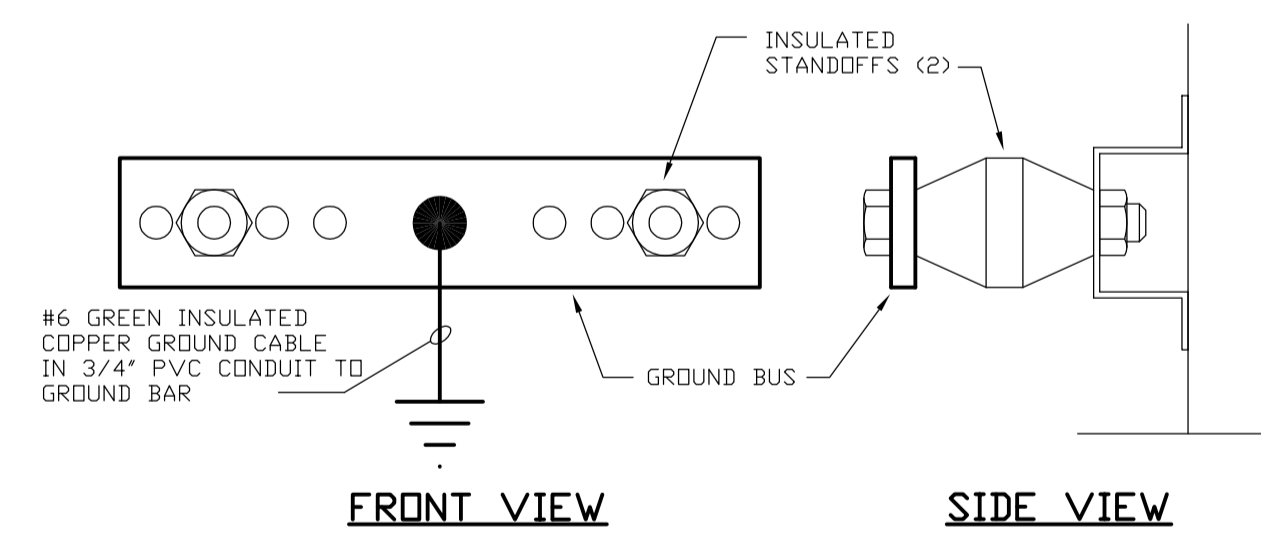
ADDRESS: 457 MAIN STREET PROJECT No.: 105111 DESCRIPTION: BASEMENT LEVEL - MECHANICAL DATE: 2009.01.06 FILE NAME: 757-2008-E03-R2



1 MECHANICAL/ELECTRICAL ROOM - DISTRIBUTION PLAN
SCALE 1:50



2 MECHANICAL/ELECTRICAL ROOM - LIGHTING PLAN
SCALE 1:50



NOTES:

- 2.1 NEW COPPER GROUND BAR 1000x100x6 - WITH HOLES PREPUNCHED FOR DOUBLE BOLT CONNECTORS AND INSULATED STANDOFFS.
- 2.2 CONNECT NEW #6 GROUND CABLE.
- 2.3 GROUND CONNECTORS TO BE TAGGED ON BOTH ENDS IDENTIFYING LOCATION AND DEVICE.
- 2.4 GROUND CABLE TO BE INSTALLED ON SUPPORTS WHERE POSSIBLE. PROVIDE SUPPORTS WHERE NEEDED.

3 GROUNDING BAR DETAIL
N.T.S.

- NOTES :
- CONSTRUCTION NOTES**
- 1 Remove existing cables feeding existing lights back to panelboard. Remove existing lights. Return cables and lights to owner. Coordinate exact location of lights with other disciplines.
 - 2 Boiler emergency disconnect switch for B-3 and B-4.
 - 3 Remove card swipe system prior to demolition and reinstall after installation of new door and wall.
 - 4 Relocate switches as shown prior to wall demolition.
 - 5 Install receptacles at 2275 AFF for Type C lighting. Refer to specs for height of other receptacles.
 - 6 Remove all existing communications cabling in their entirety from new mechanical and electrical room back to the distribution source.
 - 7 Remove existing feed cable for exhaust fan back to source. Rerefed from B100.
 - 8 Connect fire alarm to existing fire alarm system.
 - 9 Connect all equipment ground to ground bar using insulated grounding conductors. Refer to Detail 3 for ground bar details. Refer to specs for insulated grounding conductors details.

NO.	REVISION/DESCRIPTION	BY	DATE
2	ISSUED FOR ADDENDUM 4	ES	2009.01.06
1	ISSUED FOR ADDENDUM 2	ES	2008.12.13
0	ISSUED FOR ADDENDUM 1	ES	2008.12.05

SEALS



DRAWN BY	DL	CHECKED BY	APPROVED
DATE	2009.01.06	USER APPROVAL	

Winnipeg CITY OF WINNIPEG
PLANNING, PROPERTY AND
DEVELOPMENT DEPARTMENT
CIVIC ACCOMMODATIONS DIVISION
300 - 65 GARRY ST. R3C 4K4

PROJECT
CONFEDERATION BUILDING
SUPPLEMENTARY HEATING UPGRADES
PHASE 1 - CITY BID OPP. NO. 757-2008
457 MAIN STREET, WINNIPEG, MANITOBA

SHEET TITLE
BASEMENT LEVEL
ELECTRICAL ROOM LAYOUTS



APEGM
Certificate of Authorization
Earth Tech Canada Inc.
No. 730 Expiry: April 30, 2009



© 2008 EARTH TECH (CANADA) INC. ALL RIGHTS RESERVED.
THIS DOCUMENT IS PROTECTED BY COPYRIGHT LAW AND MAY NOT BE USED, REPRODUCED OR MODIFIED IN ANY MANNER OR FOR ANY PURPOSE EXCEPT WITH THE WRITTEN PERMISSION OF EARTH TECH (CANADA) INC. DOING BUSINESS AS AECOM (AECOM) OR A PARTY TO WHICH ITS COPYRIGHT HAS BEEN ASSIGNED. AECOM ACCEPTS NO RESPONSIBILITY, AND DENIES ANY LIABILITY WHATSOEVER, TO ANY PARTY THAT USES, REPRODUCES, MODIFIES, OR RELIES ON THIS DOCUMENT WITHOUT AECOM'S EXPRESS WRITTEN CONSENT.

SCALE	PROJECT NO.	SHEET NO.
AS SHOWN	105111	E03

DRAWING SHEET SIZE: A1 (841mm x 594mm) PLOT 1:1