


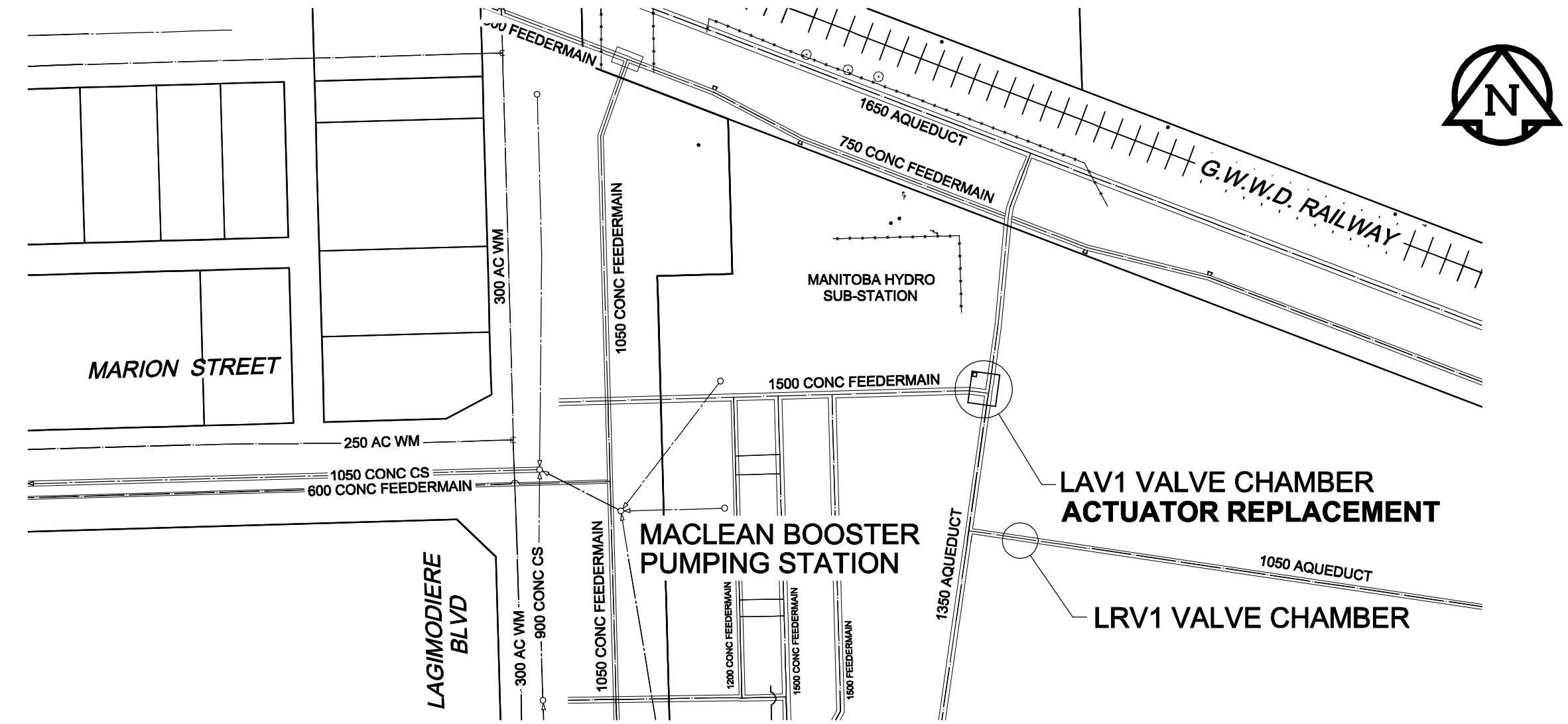
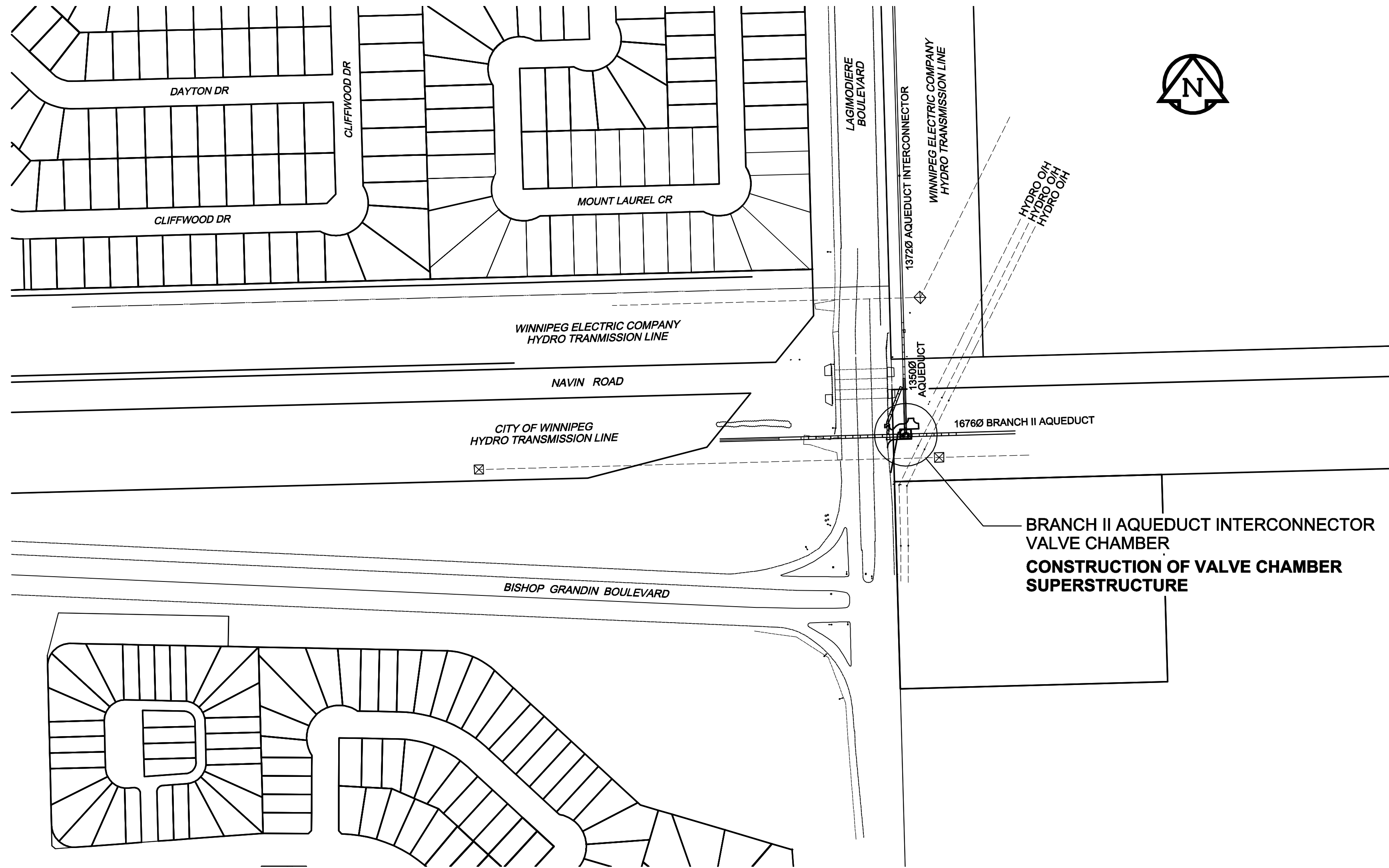


THE CITY OF WINNIPEG

WATER AND WASTE DEPARTMENT

CONSTRUCTION OF VALVE CHAMBER SUPERSTRUCTURE, INSTALLATION OF VALVE ACTUATORS & ASSOCIATED WORKS

BID OPPORTUNITY NO. 237-2009



DRAWING LIST

- D-11753 Construction of Valve Chamber Superstructure, Installation of Valve Actuators & Associated Works - Cover Sheet & Key Plan
- D-11754 Construction of Valve Chamber Superstructure, Installation of Valve Actuators & Associated Works - Location Plan, Site Access, Layout & Landscaping
- D-11755 Construction of Valve Chamber Superstructure, Installation of Valve Actuators & Associated Works - Floor Plan, Roof Plan & Details
- D-11756 Construction of Valve Chamber Superstructure, Installation of Valve Actuators & Associated Works - Building Elevations
- D-11757 Construction of Valve Chamber Superstructure, Installation of Valve Actuators & Associated Works - Building Sections & Wall Sections
- D-11758 Construction of Valve Chamber Superstructure, Installation of Valve Actuators & Associated Works - Structural Steel Framing Plan, Sections & Elevations
- D-11759 Construction of Valve Chamber Superstructure, Installation of Valve Actuators & Associated Works - Electrical Site Plan
- D-11760 Construction of Valve Chamber Superstructure, Installation of Valve Actuators & Associated Works - Electrical Lighting & Power Layout
- D-11761 Construction of Valve Chamber Superstructure, Installation of Valve Actuators & Associated Works - Electrical Control Schematics & Loop Diagram
- D-11762 Construction of Valve Chamber Superstructure, Installation of Valve Actuators & Associated Works - Mechanical Floor Plan, Legend & Schedules
- D-11783 Construction of Valve Chamber Superstructure, Installation of Valve Actuators & Associated Works Replacement Of Valve LAV1 Actuator At Maclean Pumping Station & Reservoir - Modifications

AECOM

© 2008 UMA ENGINEERING LTD. ALL RIGHTS RESERVED.
THIS DOCUMENT IS PROTECTED BY COPYRIGHT LAW AND MAY NOT BE USED, REPRODUCED OR MODIFIED IN ANY MANNER OR FOR ANY PURPOSE EXCEPT WITH THE WRITTEN PERMISSION OF UMA ENGINEERING LTD. DOING BUSINESS AS AECOM ("AECOM") OR A PARTY TO WHICH ITS COPYRIGHT HAS BEEN ASSIGNED. AECOM ACCEPTS NO RESPONSIBILITY, AND DENIES ANY LIABILITY WHATSOEVER, TO ANY PARTY THAT USES, REPRODUCES, MODIFIES, OR RELIES ON THIS DOCUMENT WITHOUT AECOM'S EXPRESS WRITTEN CONSENT.

COVER SHEET
AND LOCATION PLAN

CITY DRAWING NO.
D-11753
CONSULTANT NO.
D285-236-00 SHEET 1 OF 10