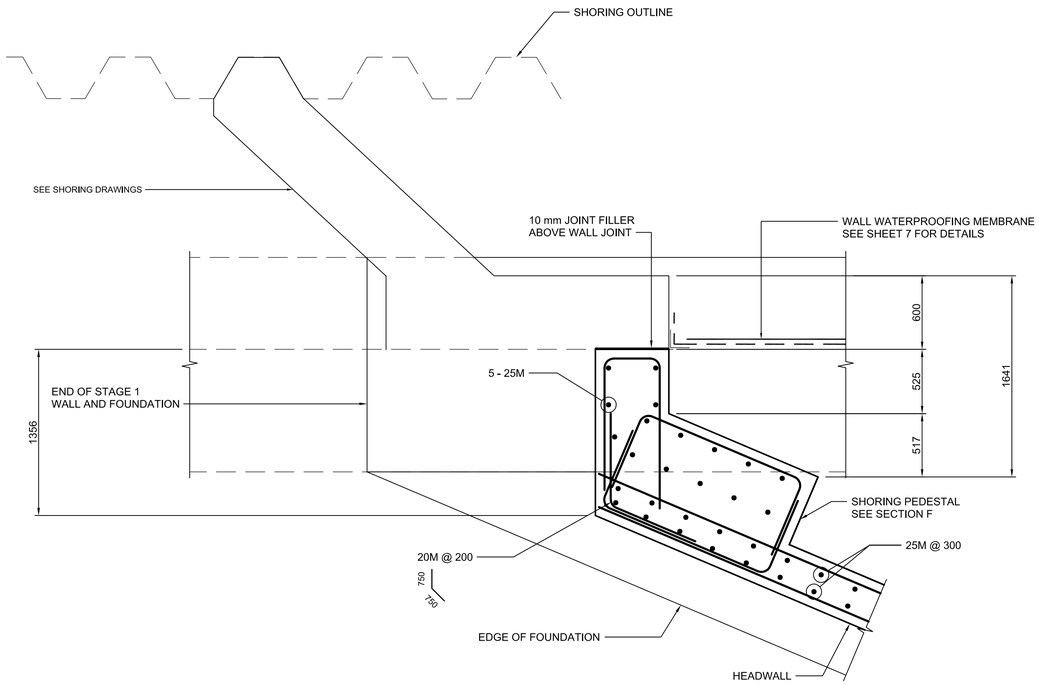

DETAIL 1 (35 | 36)
SCALE 1:25

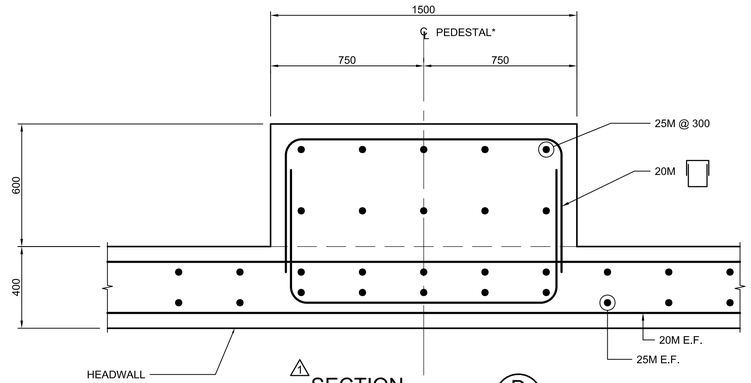

SECTION D (35 | 36)
SCALE 1:15

* 6 SHORING PEDESTALS REQUIRED, LOCATION TO BE COORDINATED WITH SHORING SPECIFICATIONS.

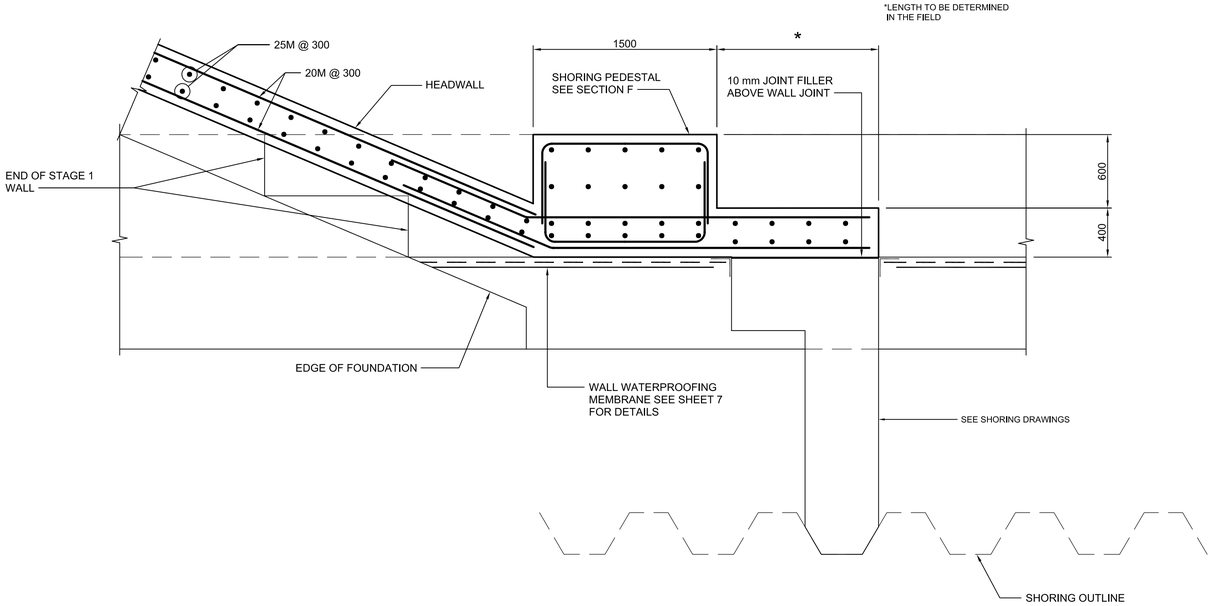

DETAIL 2 (35 | 36)
SCALE 1:25

APEGM
Certificate of Authorization
Dillon Consulting Limited (MB)
No. 1789 Date: OCTOBER 13, 2009

LOCATION UNDERGROUND APPROVED STRUCTURES

SUPV. U/G STRUCTURES COMMITTEE — DATE

NOTE:
LOCATION OF UNDERGROUND STRUCTURES AS SHOWN ARE BASED ON THE BEST INFORMATION AVAILABLE, BUT NO GUARANTEE IS GIVEN THAT ALL EXISTING UTILITIES ARE SHOWN OR THAT THE GIVEN LOCATIONS ARE EXACT. CONFIRMATION OF EXISTENCE AND EXACT LOCATION OF ALL SERVICES MUST BE OBTAINED FROM THE INDIVIDUAL UTILITIES BEFORE PROCEEDING WITH CONSTRUCTION.

B.M.
ELEV.

NO.	REVISIONS	DATE	BY
1	ISSUED WITH ADDENDUM #4	11/04/2009	RCB
0	ISSUED FOR TENDER	10/13/2009	RCB

DESIGNED BY	KGW
DRAWN BY	RCB
CHECKED BY	KGW
APPROVED BY	DPK
HOR. SCALE	AS SHOWN
VERTICAL	AS SHOWN
DATE	2009/06/24

DILLON CONSULTING

RELEASED FOR CONSTRUCTION
DATE

ENGINEER'S SEAL
PROVINCE OF MANITOBA
ORIGINAL SIGNED BY:
K. G. WILLIS
10.13.2009
REGISTERED PROFESSIONAL ENGINEER

CONSULTANT PROJECT NO.
088813

Winnipeg
THE CITY OF WINNIPEG
TRANSIT DEPARTMENT

SOUTHWEST RAPID TRANSIT CORRIDOR - STAGE 1
TRANSITWAY TUNNEL AT CN RIVERS SUBDIVISION
MILEAGE 1.38 & ASSOCIATED WORKS

HEADWALL DETAILS SHEET 2 OF 2

CITY DRAWING NUMBER: U237-09-36
SHEET 36 OF 73
CONSULTANT DRAWING NUMBER: C4-S1113-T

G:\cad\088813\Contract\Contract 1\Current\C4-S1113-P.dwg