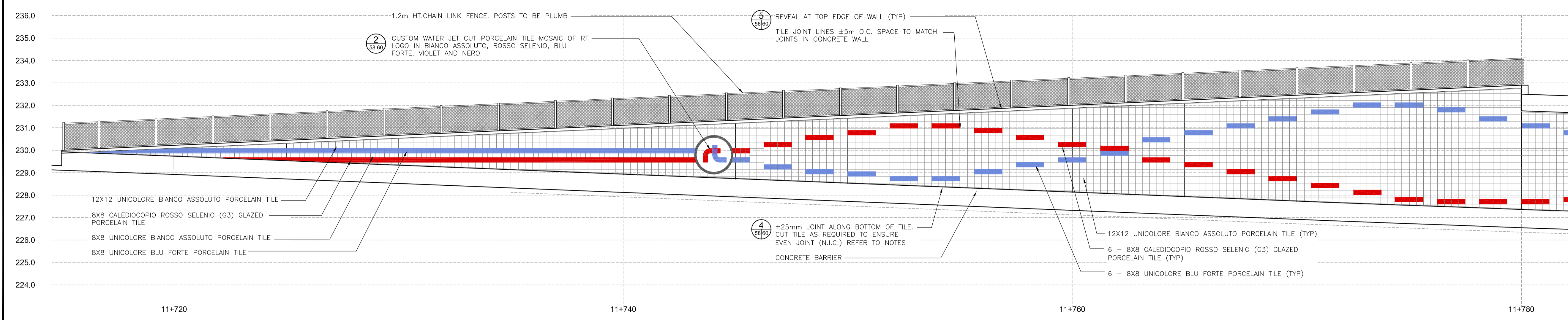
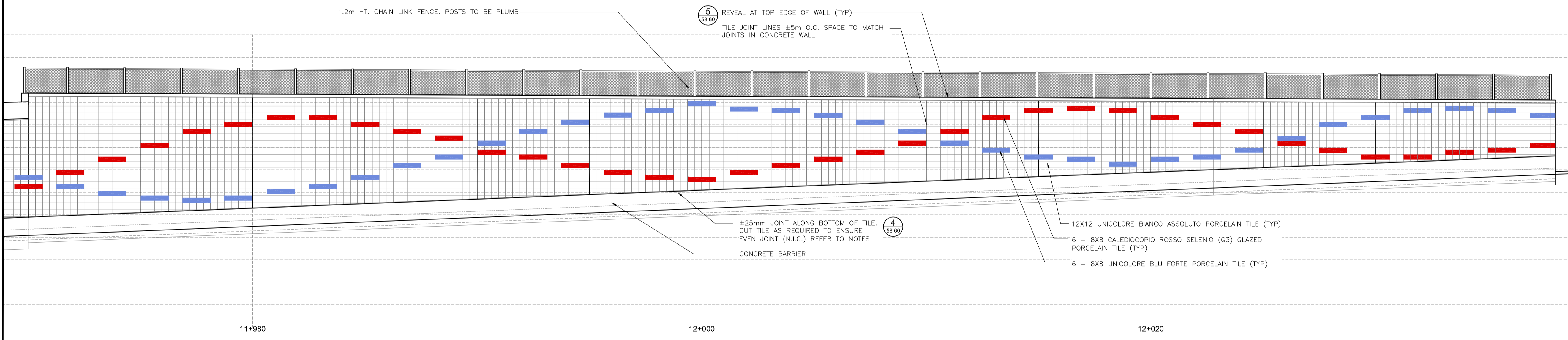


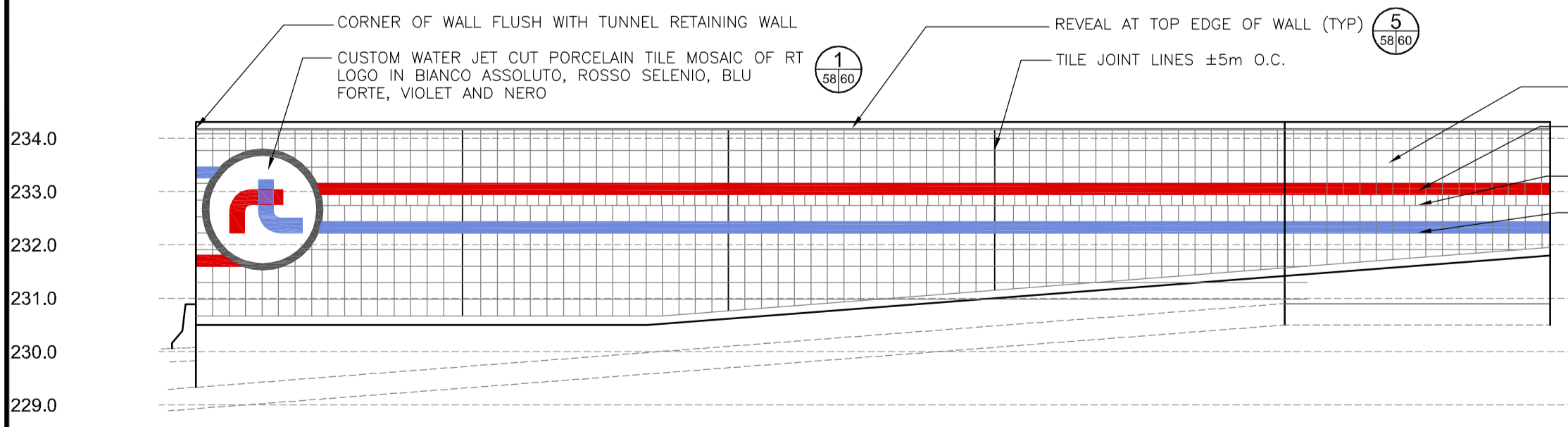
1 ELEVATION THROUGH TUNNEL LOOKING WEST
SCALE 1:500



2 DETAIL ELEVATION - SOUTH END
SCALE 1:100



3 DETAIL ELEVATION - NORTH END
SCALE 1:100



4 END WALL ELEVATION - AT WARSAW
SCALE 1:100

NOTES:
1. ALL TILE LAYOUTS SHOWN ARE APPROXIMATE AND ARE TO BE USED FOR GENERAL LAYOUT ONLY. CONTRACTOR TO LAYOUT TILE ON SITE FOR REVIEW AND APPROVAL BY CONTRACT ADMINISTRATOR PRIOR TO INSTALLATION.
2. CONTRACTOR TO STOP TILING ONE COURSE ABOVE LINE OF FUTURE BARRIER. TILES TO BE LEFT SQUARE. DO NOT CUT BOTTOM ROW OF TILES. STOP INSTALLATION, LEAVE EDGE CLEAN AND PREPARED FOR FUTURE TILE INSTALLATION BY OTHERS.

LOCATION UNDERGROUND STRUCTURES SUPV. U/G STRUCTURES COMMITTEE _____ DATE _____ NOTE: LOCATION OF UNDERGROUND STRUCTURES AS SHOWN ARE BASED ON THE BEST INFORMATION AVAILABLE BUT NO GUARANTEE IS GIVEN THAT ALL EXISTING UTILITIES ARE SHOWN OR THAT THE GIVEN LOCATIONS ARE EXACT. CONFIRMATION OF EXISTENCE AND EXACT LOCATION OF ALL SERVICES MUST BE OBTAINED FROM THE INDIVIDUAL UTILITIES BEFORE PROCEEDING WITH CONSTRUCTION.	APPROVED _____ DATE _____	B.M. _____ ELEV. _____ B.M. _____ ELEV. _____	DESIGNED BY SR/JW DRAWN BY JW CHECKED BY SR APPROVED BY BM HOR. SCALE AS NOTED VERTICAL _____	 RELEASED FOR CONSTRUCTION _____ DATE _____	 JACQUELINE L. WILKIE member no. 75 ORIGINALLY DRAFTED BY JACKIE WILKIE 05/10/09 CONSULTANT PROJECT NO. 08-028C	 THE CITY OF WINNIPEG TRANSIT DEPARTMENT SOUTHWEST RAPID TRANSIT CORRIDOR - STAGE 1 TRANSITWAY TUNNEL AT CN RIVERS SUBDIVISION MILEAGE 1.38 & ASSOCIATED WORKS TILE PATTERN LAYOUT WEST WALL	CITY DRAWING NUMBER U237-09-59 SHEET 59 OF 73 CONSULTANT DRAWING NUMBER C4-S1301-T
	0 ISSUED FOR TENDER 05/10/09 JW NO. REVISIONS DATE BY DATE 2009/06/24	DATE 2009/06/24	DATE _____	DATE 2009/06/24	DATE _____	DATE _____	DATE _____

X:\08-028_Southwestern BRT Corridor\Drawings\2009\turnme\vg-tile_elevation.dwg