1. EXTEND 150mmø ASTM A 3R SCHEDULE 40S PIPE FROM PUMPS UP ALONG COLUMN
2. SUPPORT 150mmø STAINLESS STEEL PIPE FROM STRUCTURAL BEAM WITH STAINLESS STEEL BRACKET, RODS NUTS AND WASHERS. ACHOR POINT TO BE POSITIONED AT BEAM MID HEIGHT.
3. EXTEND 150mm DOWN ALONG CONCRETE WALL. CROSS WALL USING EXISTING OPENING. KEEP PIPE UP HIGH.
4. ELECTRICAL TO RELOCATE LIGHT TO REDUCE SHADOWS CAUSED BY PIPE.
5. RUN PIPE DOWN AND EXTEND THROUGH EXTERIOR WALL USING EXISTING OPENING THROUGH EXTERIOR BRICK WALL.
6. PROVIDE 24 GAUGE ALUMINUM PROTECTIVE COVER OVER INSULATION. INSULATION SHALL BE 50MM THICK EXPANDED POLYSTRENE IPS PIPE INSULATION.
7. RUN PIPE DOWN TO 2.7M BELOW GRADE. INSULATE PIPE FROM WALL OPENING TO 2.7M BELOW GRADE.
8. FORCED BALANCED EXPANSION JOINT
9. 150MM HIGH DENSITY POLYETHYLENE IPS PIPE
10. PIPE TO EXTEND TO CENTRATE MANHOLE LOCATED NEAR SLUDGE DEWATERING FACILITY. REFER TO SITE PLAN.
11. CORE 200mm HOLE THROUGH EXISTING CONCRETE WALL
12. FLOW CONTROL VALVE TO BE LOCATED ABOVE MEZZANINE FOR SERVICING FROM MEZZANINE.
13. 12mm COPPER AIR LINE FROM EXISTING COMPRESSOR IN GALLERY #5 TO NEW AIR RESERVOIR IN GALLERY #2
14. PROVIDE BOLLARDS SEE CIVIL DRAWING C0001

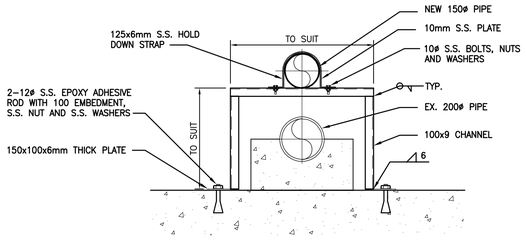

A / P0007 SECTION 1:20

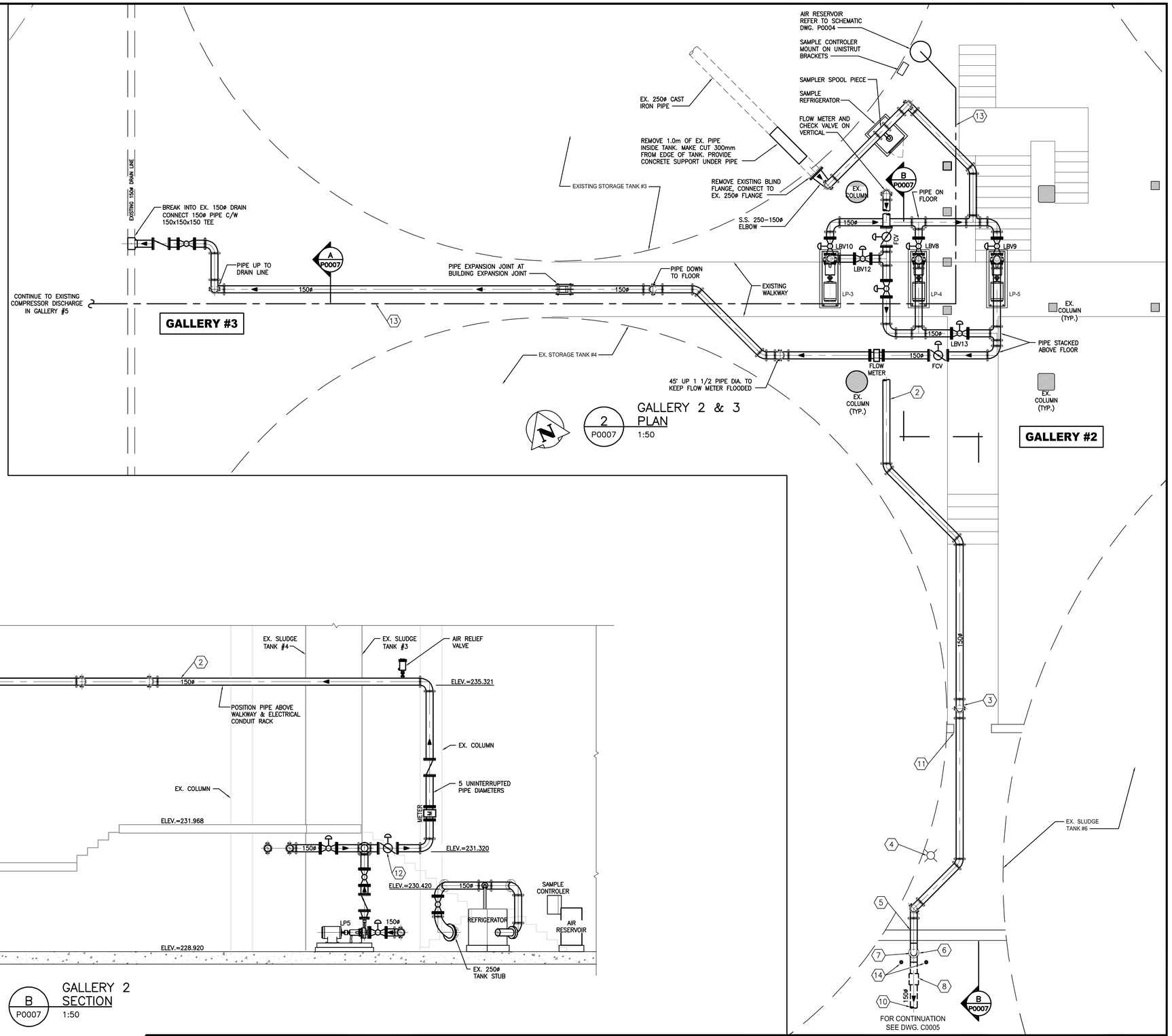

2 / P0007 GALLERY 2 & 3 PLAN 1:50

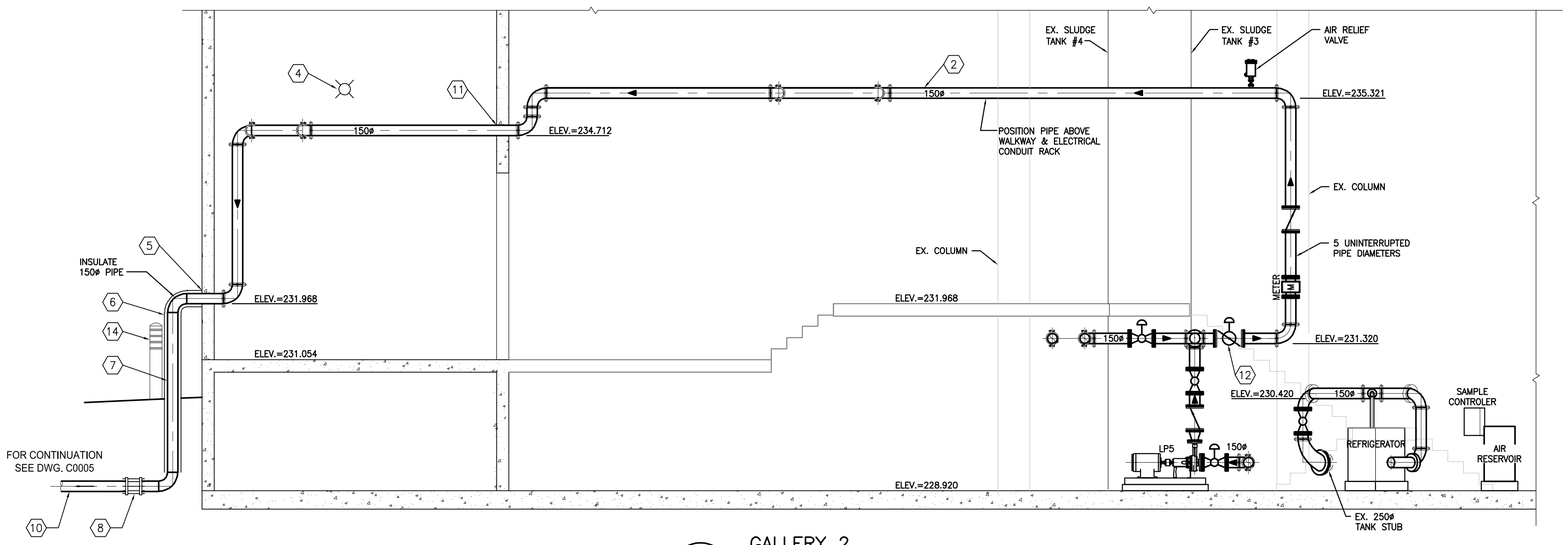

B / P0007 GALLERY 2 SECTION 1:50

METRIC
WHOLE NUMBERS INDICATE MILLIMETRES
DECIMALIZED NUMBERS INDICATE METRES

APEGM Certificate of Authorization
Stantec Consulting Ltd.
No. 1301 Date:_____

LOCATION APPROVED
UNDERGROUND STRUCTURES
SUPV. U/G STRUCTURES COMMITTEE — DATE

NOTE:
LOCATION OF UNDERGROUND STRUCTURES AS SHOWN ARE BASED ON THE BEST INFORMATION AVAILABLE BUT NO GUARANTEE IS GIVEN THAT ALL EXISTING UTILITIES ARE SHOWN OR THAT THE GIVEN LOCATIONS ARE EXACT. CONFIRMATION OF EXISTENCE AND EXACT LOCATION OF ALL SERVICES MUST BE OBTAINED FROM THE INDIVIDUAL UTILITIES BEFORE PROCEEDING WITH CONSTRUCTION.

B.M. ELEV.

NO.	REVISIONS	DATE	BY
A	ISSUED FOR TENDER	10.02.16	A.H.B

Stantec Consulting Ltd.
905 Waverley Street, Winnipeg, Manitoba
Tel 204-489-5900 Fax 204-453-9012

DESIGNED BY	A.H.B.	CHECKED BY	A.H.B.
DRAWN BY	K.R.	APPROVED BY	A.H.B.
HOR. SCALE: VERTICAL:	AS NOTED	RELEASED FOR CONSTRUCTION:	
DATE	09.09.21	DATE	

ENGINEER'S SEAL

THE CITY OF WINNIPEG
WATER AND WASTE DEPARTMENT

NORTH END WATER POLLUTION CONTROL CENTRE
HAULED LIQUID WASTE RECEIVING FACILITIES
LEACHATE STORAGE TANK PUMPING
GALLERY 2 & 3 PLANS AND SECTIONS

TENDER NO.	CITY DRAWING NUMBER	SHEET	OF
822-2009	I-0101A-P0007-001	7	8

V:\11172\active\111211930\drawing\404_working\sheet_files\process\wwpoc\111930p-107-rgn2.dwg
2010-02-16 8:55:44AM By: bwebee

16/710