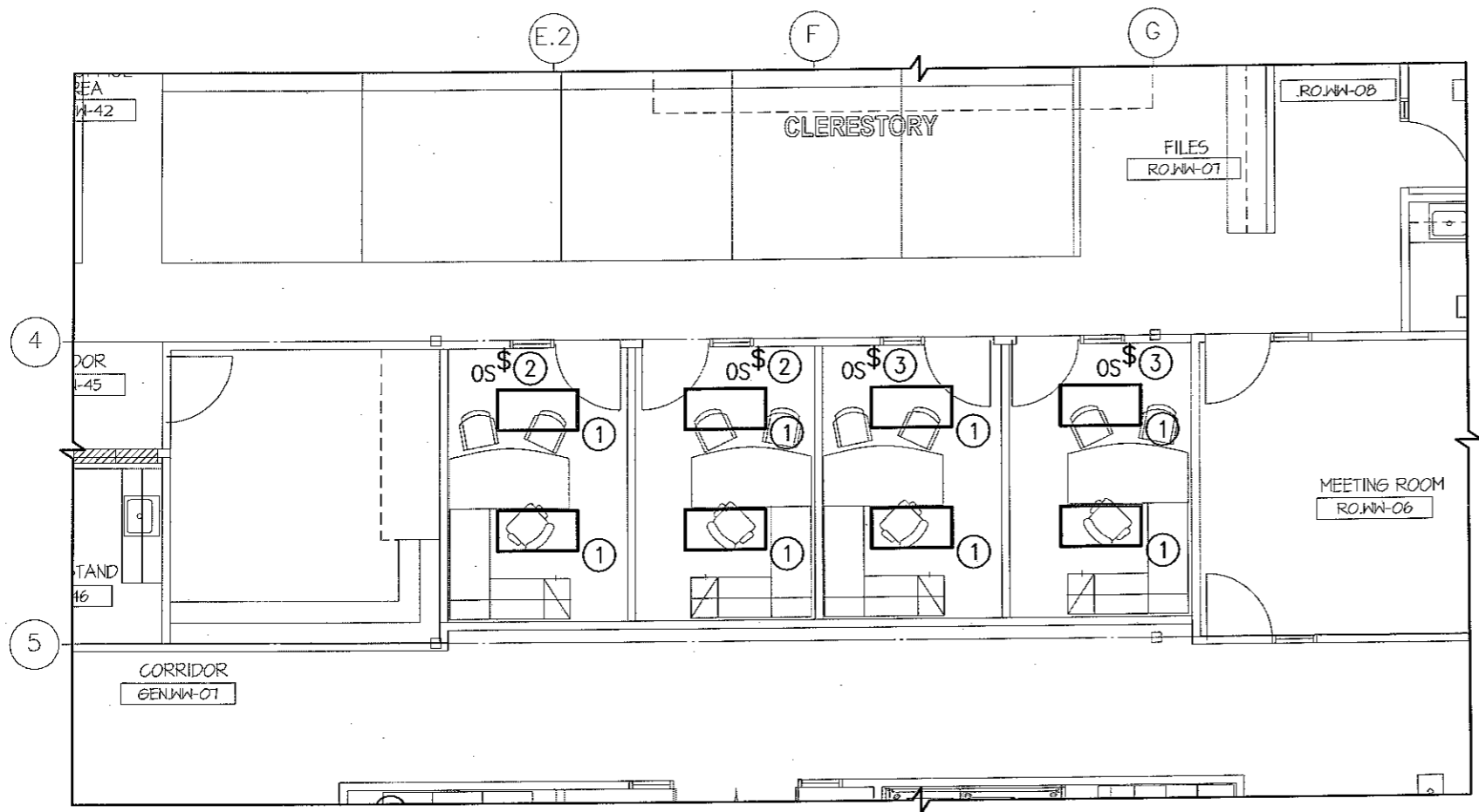

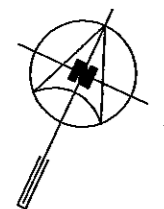


DRAWING NOTES

1. RELOCATED 2'X4' DIRECT/INDIRECT FIXTURE FROM TV ROOM AND RESOURCE LIBRARY. REFER TO DRAWING E0.2. CLEAN FIXTURE AND RE-LAMP. WIRE AND CONNECT TO EXISTING 347V LIGHTING CIRCUIT SERVING AREA WITH CAPACITY.
2. RELOCATED OCCUPANCY SENSOR FROM TV ROOM/RESOURCE LIBRARY. REFER TO DRAWING E0.2. OCCUPANCY SENSOR TO CONTROL ALL LIGHTS IN ROOM; REWIRE RELOCATED LIGHT FIXTURES AS REQUIRED.
3. NEW WALL MOUNTED OCCUPANCY TO MATCH EXISTING. OCCUPANCY SENSOR TO CONTROL ALL LIGHTS IN ROOM; REWIRE RELOCATED LIGHT FIXTURES AS REQUIRED.



1 PART MAIN FLOOR PLAN - LIGHTING
 E1.0 SCALE: 1:100



APEGM
 Certificate of Authorization
 SMS Engineering Ltd.
 No. 166 Expiry: April 30, 2010

<p>SMS Engineering Ltd. Consulting Engineers 770 Bradford Street Winnipeg MB Canada R3H 0N3 Telephone 204.775.0291 Fax 204.772.2153 sms@smseng.com</p>	Project Title RENOVATIONS TO ENGINEERING AND RECORD STORAGE AREAS - WATER AND WASTE OFFICES 1199 PACIFIC AVE, WINNIPEG MB	Drawing Title PART MAIN FLOOR PLAN LIGHTING	Drawn By CM	Checked By CM	Approved By BDL
			Scale 1:100	Date DECEMBER 2009	Project No. 09-203-01
			Revision Number 0	Drawing Number E1.0	Sheet Order 4 OF 10