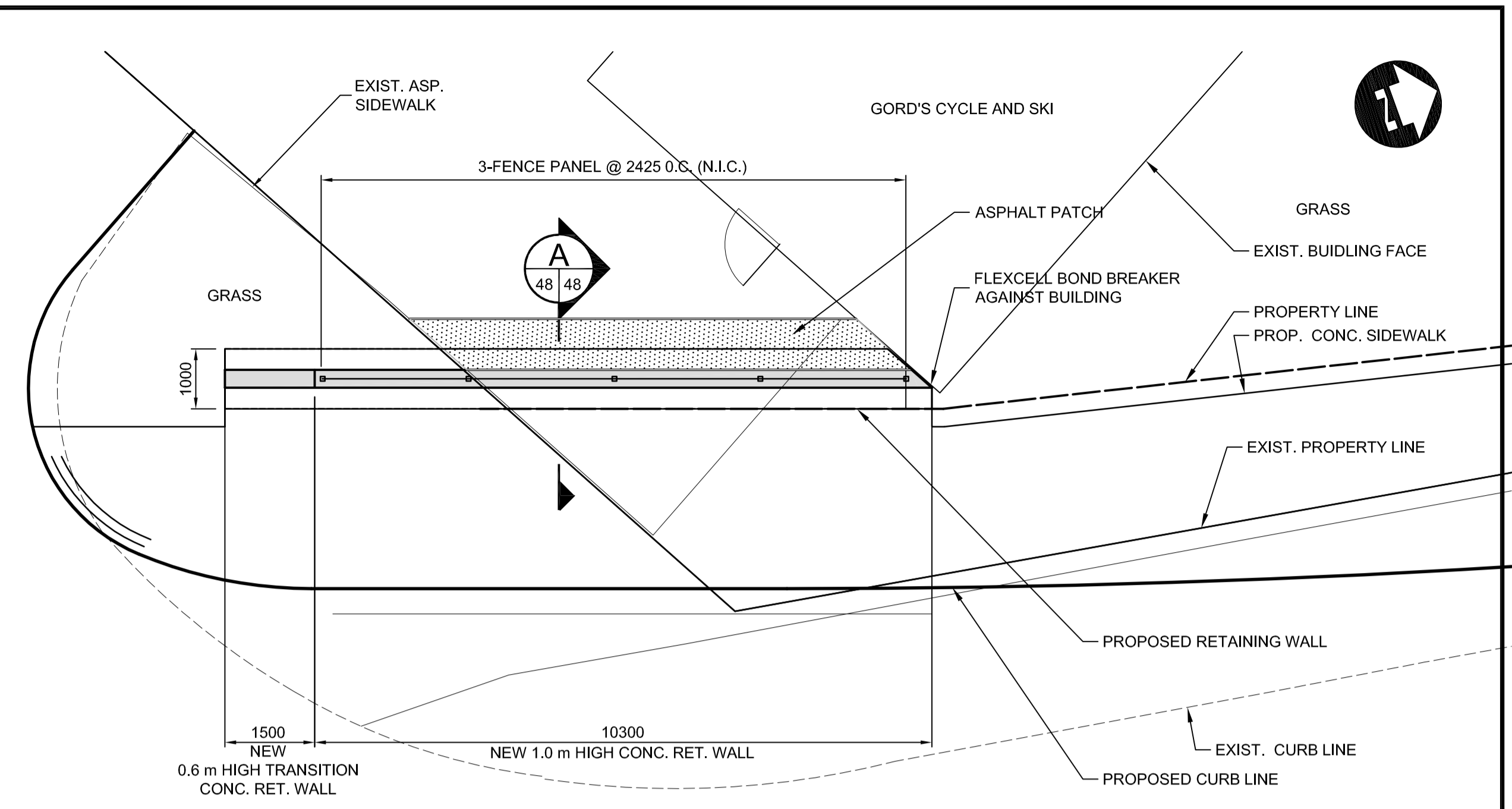
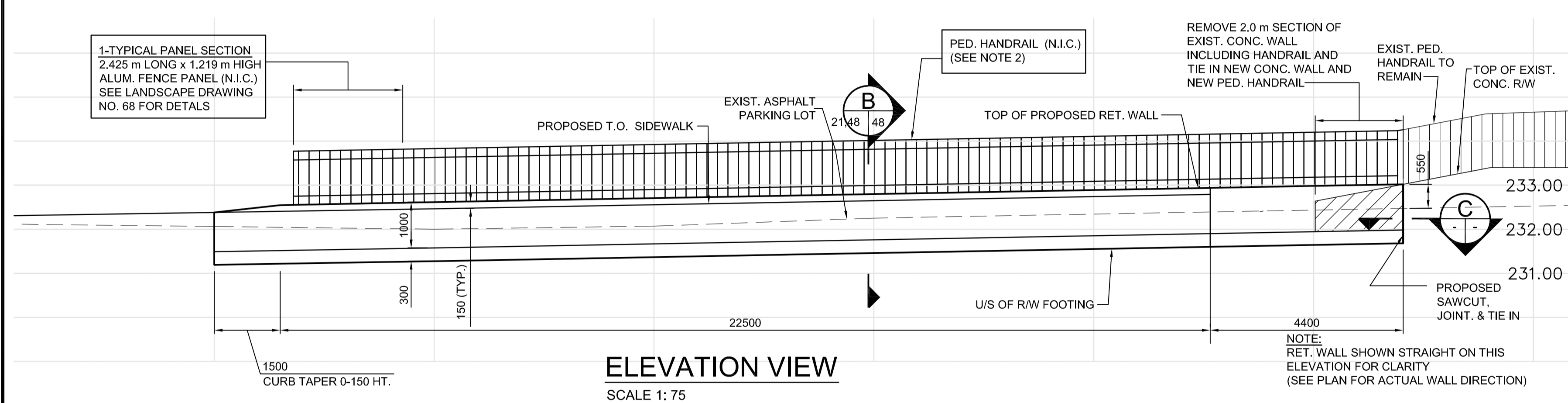


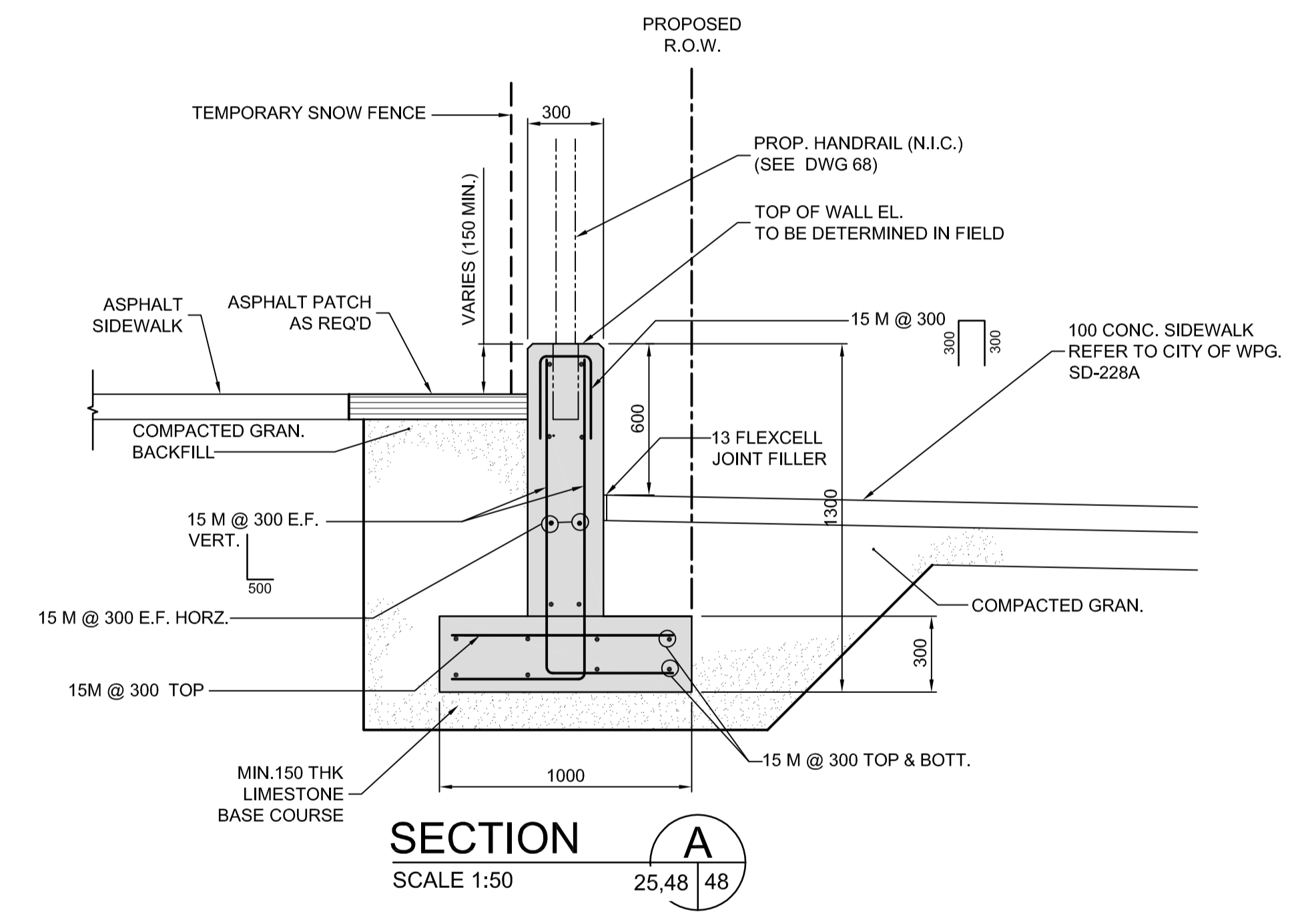
**RETAINING WALL-DETAIL 2**  
SCALE 1:75  
21,48 | 48



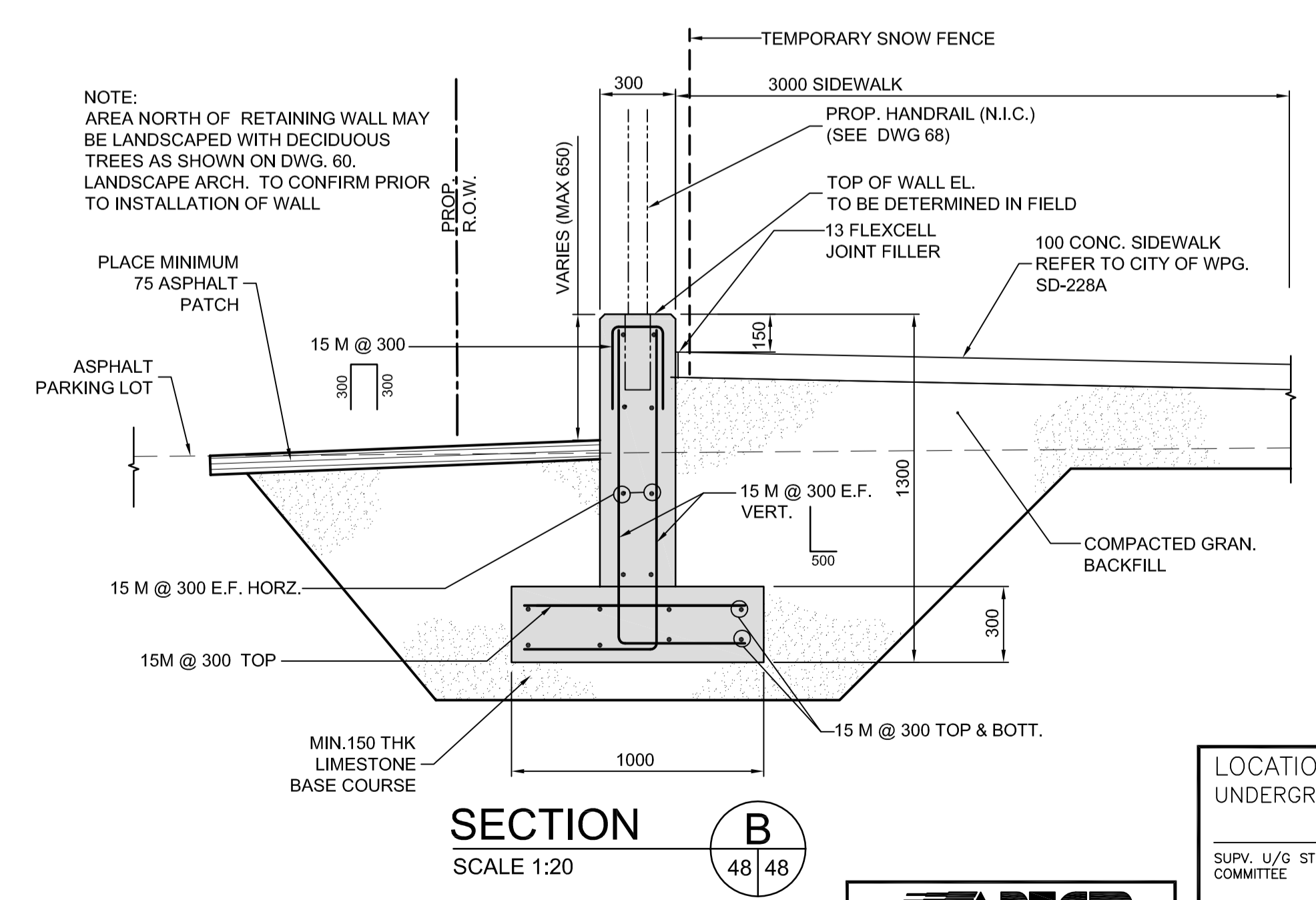
**RETAINING WALL-DETAIL 1**  
SCALE 1:75  
25,48 | 48



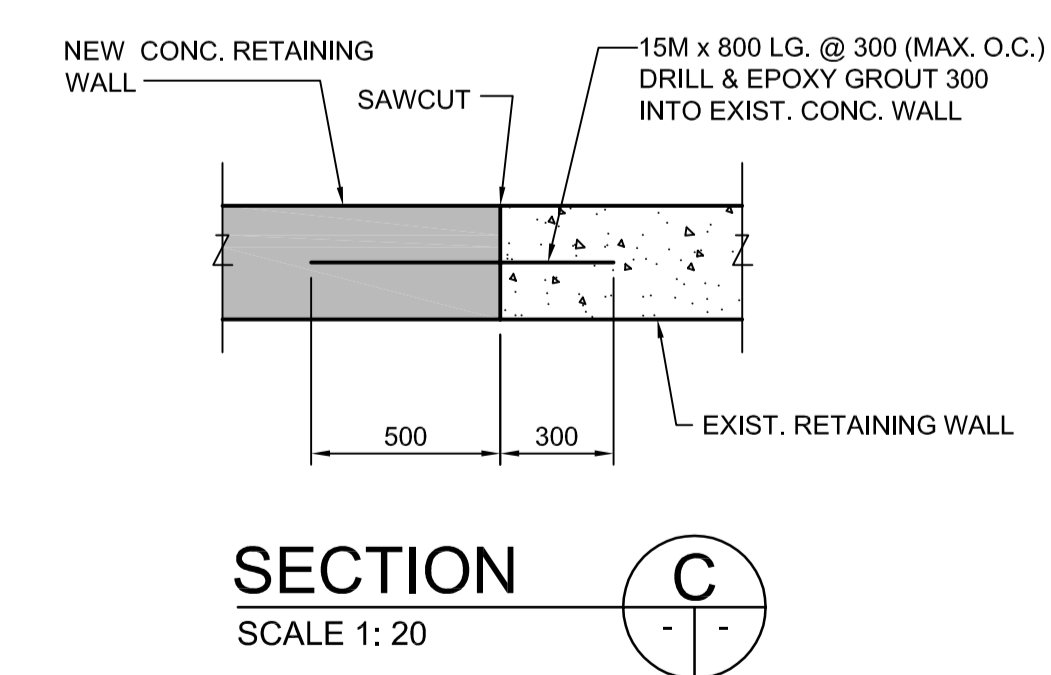
**ELEVATION VIEW**  
SCALE 1:75



**SECTION A**  
SCALE 1:50  
25,48 | 48



**SECTION B**  
SCALE 1:20  
48 | 48



**SECTION C**  
SCALE 1:20

- NOTES :**
1. VERTICAL BARS TO BE CUT TO SUIT AT TRANSITION FROM 400 -1000 RETAINING WALL HEIGHT.
  2. PEDESTRIAN HANDRAIL NOT INCLUDED IN THIS CONTRACT (N.I.C.)
  3. TIE INTO EXISTING RETAINING WALL WITH DOWELS AS SHOWN ON THIS DRAWING.
  4. PROVIDE SHOP DRAWINGS FOR ALUMINUM FENCE AND REINFORCING STEEL.

G:\CAD\088813\Contract\Contract\_3-Donald\_Street\Roadway\C1-510-Donald-retaining-walls.dwg

<b>LOCATION UNDERGROUND APPROVED STRUCTURES</b> SUPPLY U/G STRUCTURES COMMITTEE DATE		B.M. 654265 (633392.694, 5525026.192) ELEV. 232.518		DESIGNED BY: JMH DRAWN BY: RTP/NBG CHECKED BY: ORIGINAL SIGNED BY TARAN J. PETERS APPROVED BY: ORIGINAL SIGNED BY DAVE P. KRAHN		ENGINEER'S SEAL 				SOUTHWEST RAPID TRANSIT CORRIDOR - STAGE 1 TRANSITWAY CONSTRUCTION, DONALD/HARKNESS RECONSTRUCTION & ASSOCIATED WORKS		CITY DRAWING NUMBER: P-3299-48 SHEET OF: 48 OF 64 CONSULTANT DRAWING NUMBER: C3-C3030-T	
<b>APECM</b> Certificate of Authorization <b>Dillon Consulting Limited (MB)</b> No. 1789 Date:		NOTE: LOCATION OF UNDERGROUND STRUCTURES AS SHOWN ARE BASED ON THE BEST INFORMATION AVAILABLE, BUT NO GUARANTEE IS GIVEN THAT ALL EXISTING UTILITIES ARE SHOWN OR THAT THE GIVEN LOCATIONS ARE EXACT. CONFIRMATION OF EXISTENCE AND EXACT LOCATION OF ALL SERVICES MUST BE OBTAINED FROM THE INDIVIDUAL UTILITIES BEFORE PROCEEDING WITH CONSTRUCTION.		2 ISSUED FOR TENDER 04/29/09 TJP 1 SUBMITTED FOR 95% REVIEW 02/13/09 TJP		HOR. SCALE: VERTICAL DATE: 04/29/09		RELEASED FOR CONSTRUCTION ORIGINAL SIGNED BY RANDY FINGAS DATE: 04/29/09		CONSULTANT PROJECT NO.: 088813		RETAINING WALLS	