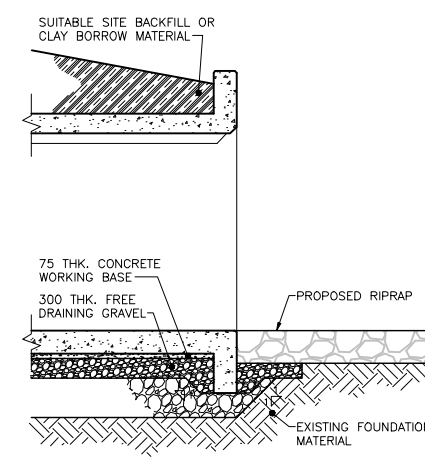
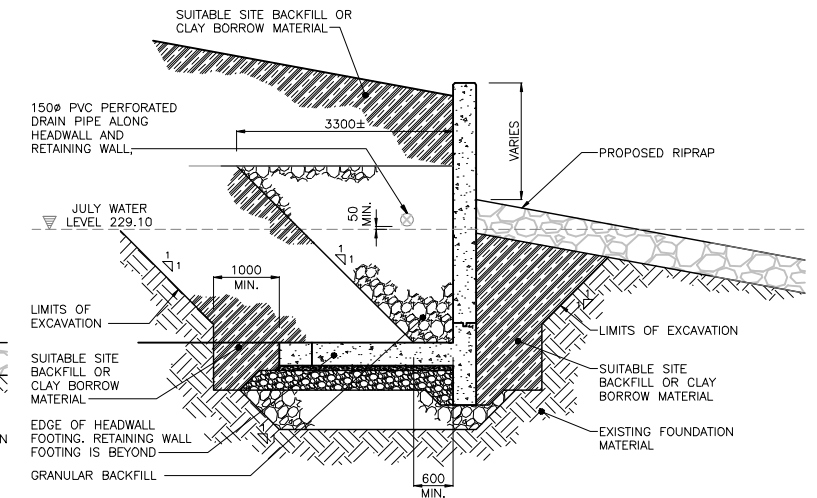


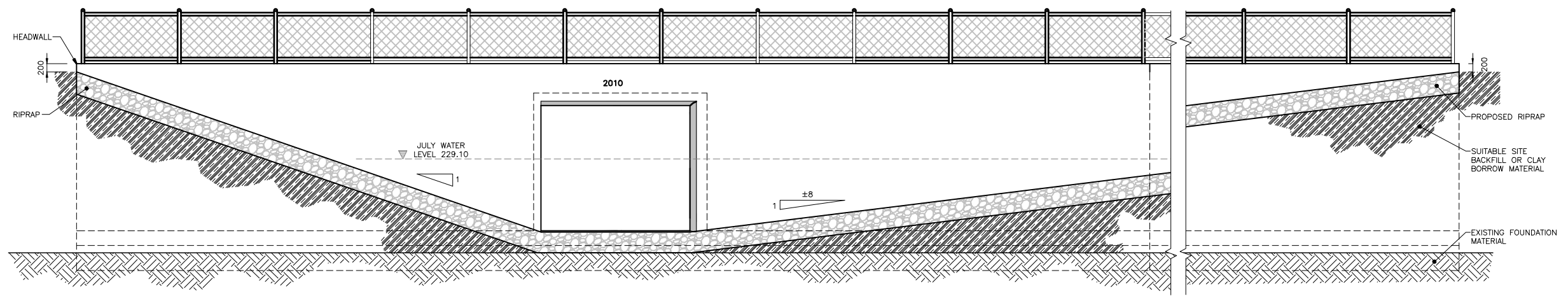
TYP. DETAIL OF CULVERT FILL



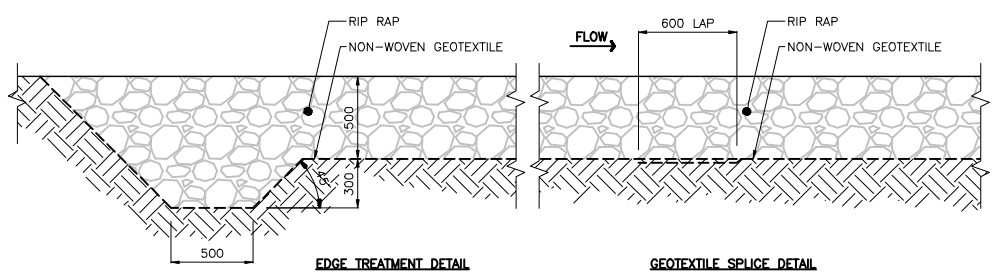
DETAIL OF OUTLET FILL



DETAIL OF HEADWALL & RETAINING WALL FILL



DETAIL OF HEADWALL & RETAINING FILL



RIPRAP DETAILS 1:20

LOCATION APPROVED UNDERGROUND STRUCTURES  
 SUPV. U/G STRUCTURES DATE COMMITTEE  
 NOTE: LOCATION OF UNDERGROUND STRUCTURES AS SHOWN ARE BASED ON THE BEST INFORMATION AVAILABLE BUT NO GUARANTEE IS GIVEN THAT ALL EXISTING UTILITIES ARE SHOWN OR THAT THE GIVEN LOCATIONS ARE EXACT. CONFIRMATION OF EXISTENCE AND EXACT LOCATION OF ALL SERVICES MUST BE OBTAINED FROM THE INDIVIDUAL UTILITIES BEFORE PROCEEDING WITH CONSTRUCTION.

NO.	REVISIONS	DATE	BY	DATE
1	ISSUED FOR ADDENDUM No. 1	11.01.18	K.S.A.	
0	ISSUED FOR TENDER	11.01.06	K.S.A.	

**Stantec Consulting Ltd.**  
 905 Waverley Street, Winnipeg, Manitoba  
 Tel 204-489-5900 Fax 204-453-9012

DESIGNED BY: K.S.A. CHECKED BY: V.M.M. / K.S.A.  
 DRAWN BY: J.M.B. APPROVED BY: K.S.A.

SCALE: 1:50 U.N.O.  
 RELEASED FOR CONSTRUCTION: 09.12.11

ENGINEER'S SEAL  
 CONSULTANT DRAWING NO. SS-106

**THE CITY OF WINNIPEG**  
 WATER AND WASTE DEPARTMENT  
 ENGINEERING DIVISION

**KENASTON BOULEVARD**  
 AT BISHOP GRANDIN BOULEVARD  
 CONCRETE CULVERT EXTENSION  
 EXCAVATION & EARTHWORK DETAILS

SHEET 7 OF 14  
 CAD FILE DRAWING NUMBER 04840s-106-727.dwg  
 CITY DRAWING NUMBER C375-10-07

