A1 SIZE 23.4" x 33.1" (594mm x 841mm)

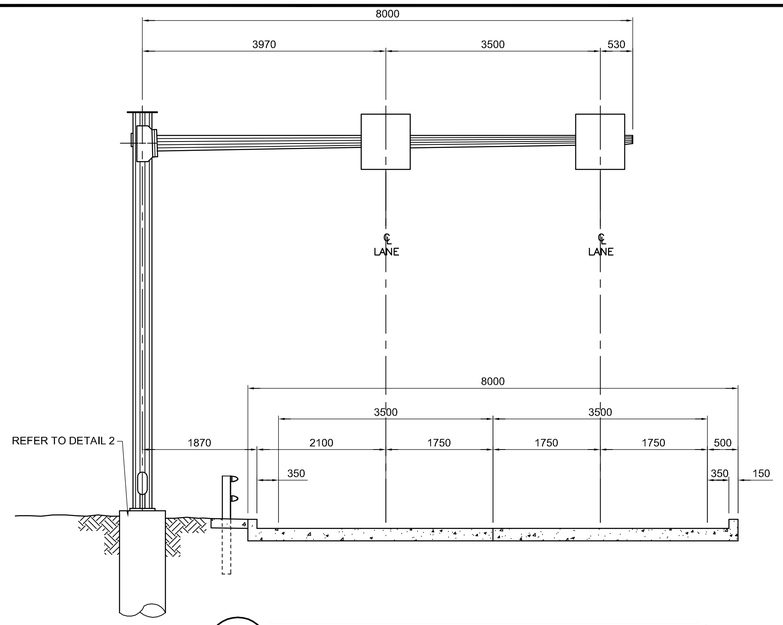

1 / 47 47 OVERHEAD SIGN S-678- SITE ELEVATION
SCALE 1:50

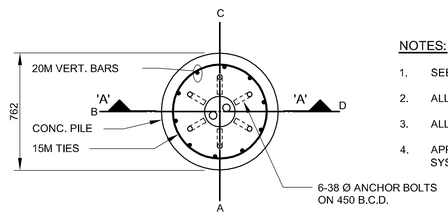

PLAN.

NOTES:

1. SEE ROADWAY DRAWING FOR LOCATION PLAN.
2. ALL REINFORCING TO BE EPOXY COATED.
3. ALL VERTICAL BARS TO BE FULL LENGTH.
4. APPLY CONCRETE CURE AND PROTECTION SYSTEM ON VERTICAL SURFACE & GROUT PAD.

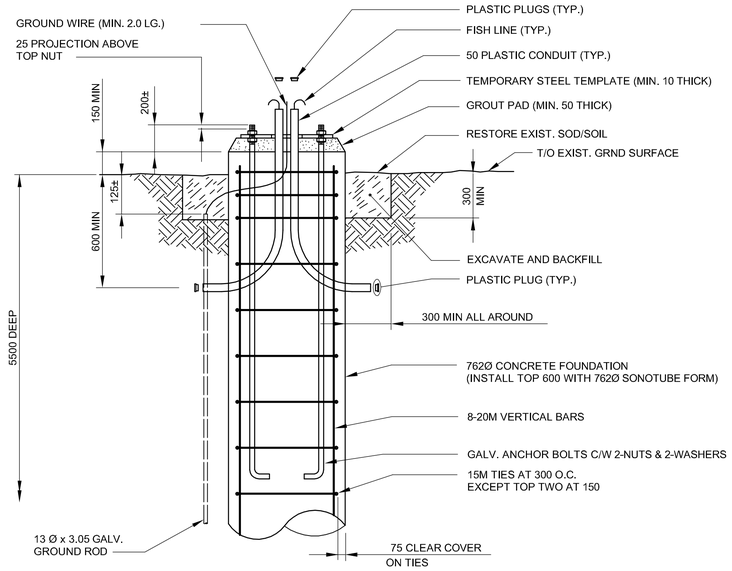

SECTION A-A

2 / 47 47 OVERHEAD SIGN S-678 - PILE DETAIL
SCALE 1:50

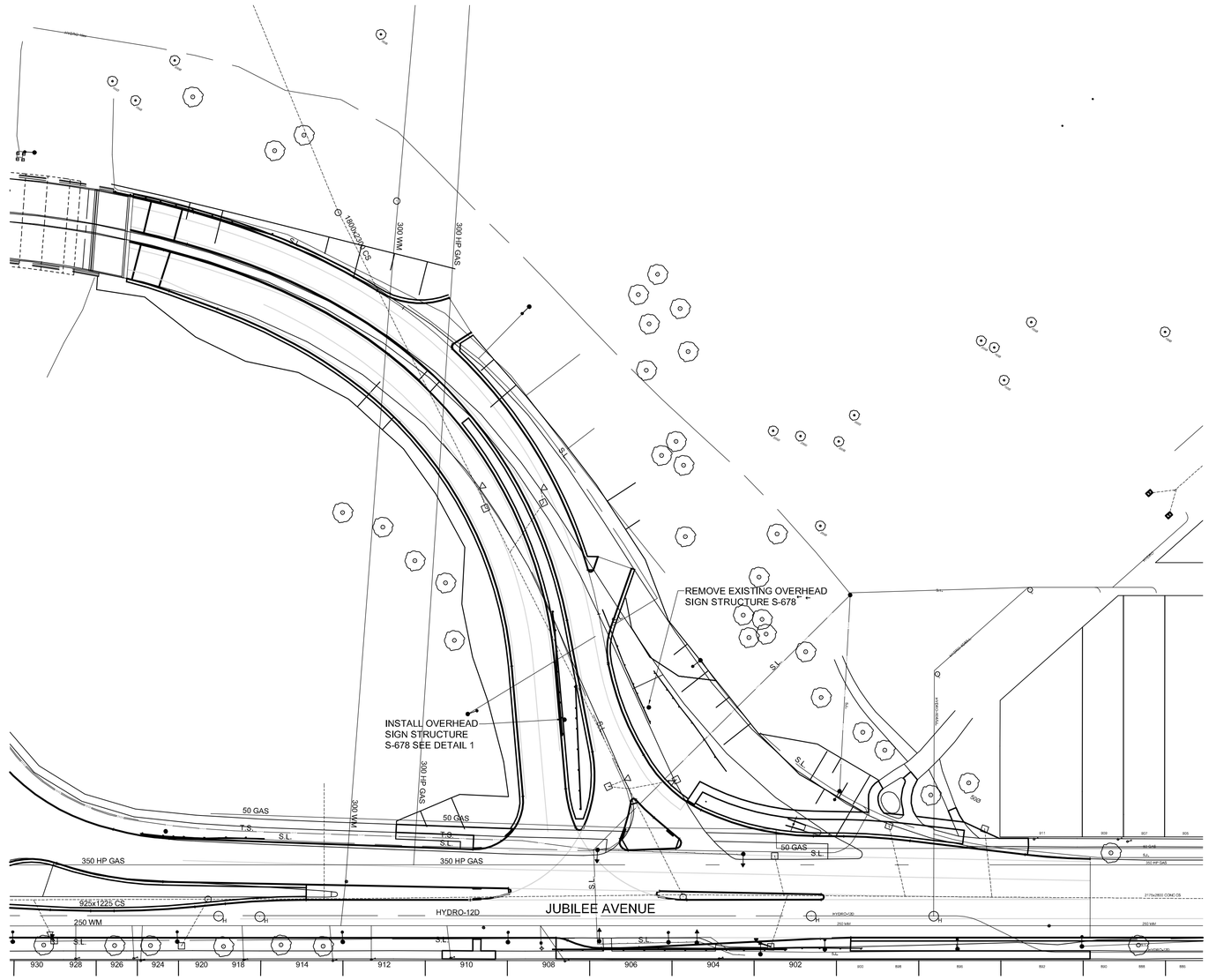

PLAN
SCALE 1:500

A. DETAIL NUMBER
B. DRAWING WHERE DETAIL SHOWN
C. CROSS REFERENCE TO DRAWING WHERE DETAIL INITIALLY TAKEN

AECOM
Certificate of Authorization
AECOM Canada Ltd.
Original dated on:
No. 4671 Date: 2010/03/24

BID OPPORTUNITY NO. 133-2010

LOCATION APPROVED
UNDERGROUND STRUCTURES

SUPR, U/G STRUCTURES COMMITTEE DATE

NOTE:
LOCATION OF UNDERGROUND STRUCTURES AS SHOWN ARE BASED ON THE BEST INFORMATION AVAILABLE. BUT NO GUARANTEE IS GIVEN THAT ALL EXISTING UTILITIES ARE SHOWN OR THAT THE GIVEN LOCATIONS ARE EXACT. CONFIRMATION OF EXISTENCE AND EXACT LOCATION OF ALL SERVICES MUST BE OBTAINED FROM THE INDIVIDUAL UTILITIES BEFORE PROCEEDING WITH CONSTRUCTION.

BM 00-000
ELEV 200.000m

NO.	REVISIONS	YY/MM/DD	BY
0	ISSUED FOR CONSTRUCTION	10\03\24	BC
A	ISSUED FOR 100% REVIEW	10\03\08	BC

AECOM

This drawing has been prepared for the use of AECOM's client and may not be used, reproduced or relied upon by third parties, except as agreed by AECOM and its client, as required by law or for use by governmental reviewing agencies. AECOM accepts no responsibility, and denies any liability whatsoever, to any party that modifies this drawing without AECOM's express written consent. Do not scale this document. All measurements must be obtained from stated dimensions.

DESIGNED BY	KWR	CHECKED BY	WRJ
DRAWN BY	BC	APPROVED BY	
HOR. SCALE	AS NOTED	RELEASED FOR CONSTRUCTION	
VERT. SCALE	N/A		
DATE		DATE	

PROFESSIONAL'S SEAL
PROVINCE OF MANITOBA
ORIGINAL SIGNED
K.W. RAE
MARCH 24/2010
REGISTERED PROFESSIONAL ENGINEER

CONSULTANT DRAWING NO.
CT-47.dwg

Winnipeg
THE CITY OF WINNIPEG
PUBLIC WORKS DEPARTMENT
TRANSPORTATION ENGINEERING DIVISION

JUBILEE AVENUE OVERPASS ASSOCIATED ROADWORKS
OVERHEAD SIGN S-678
PLAN & DETAILS

CITY DRAWING NUMBER
B124-10-47

SHEET 47 OF 51

DRAWING No. 47 REV 0