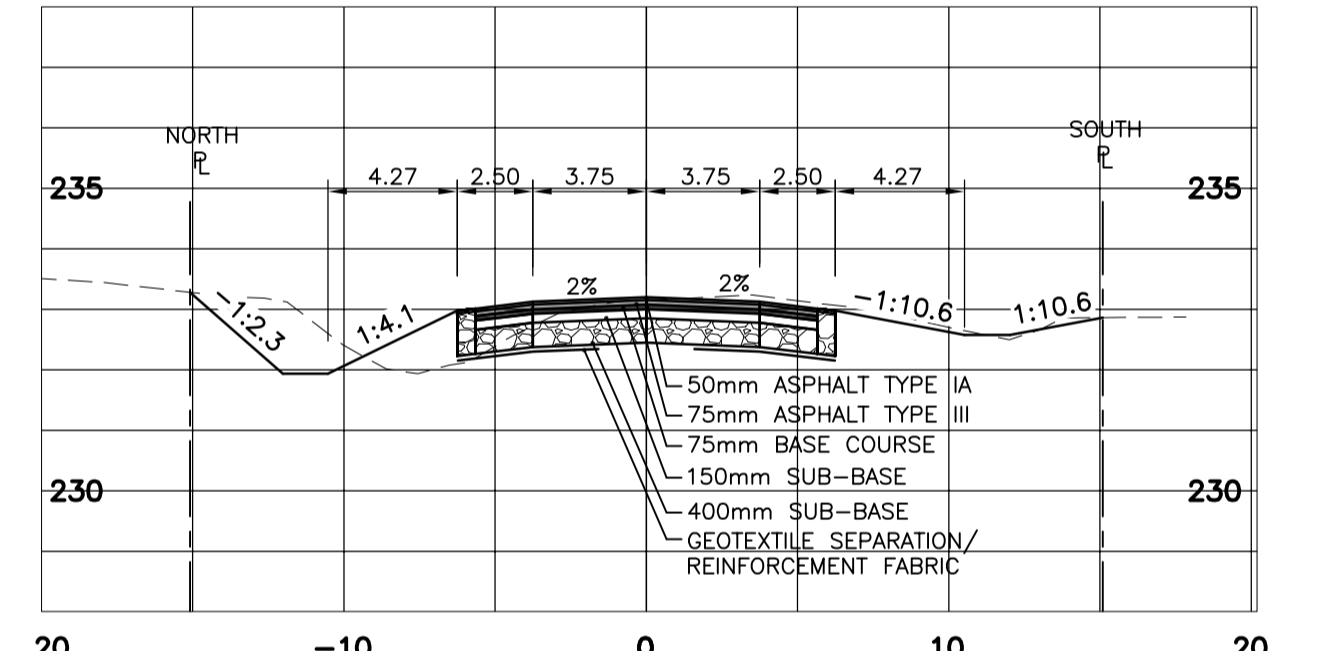
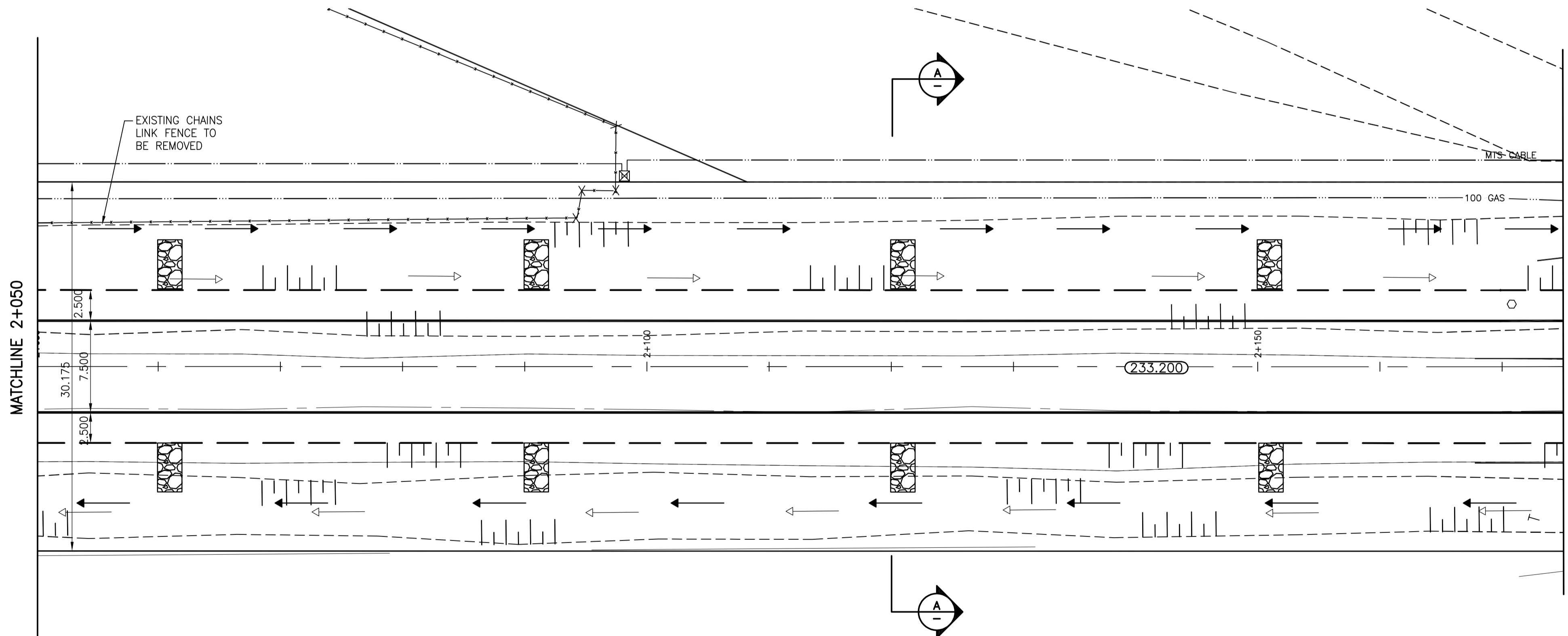

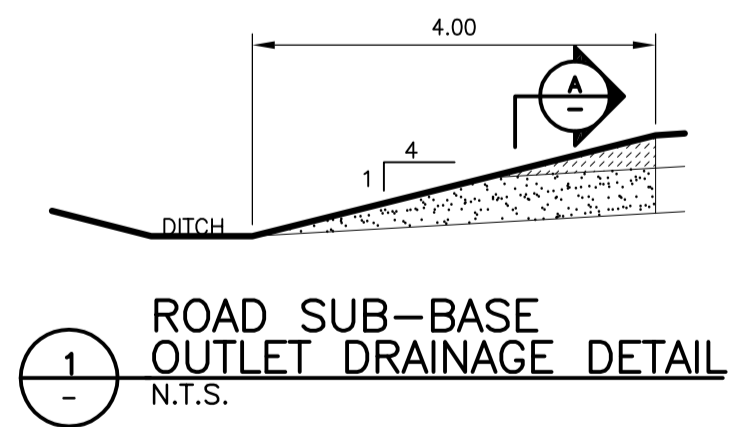
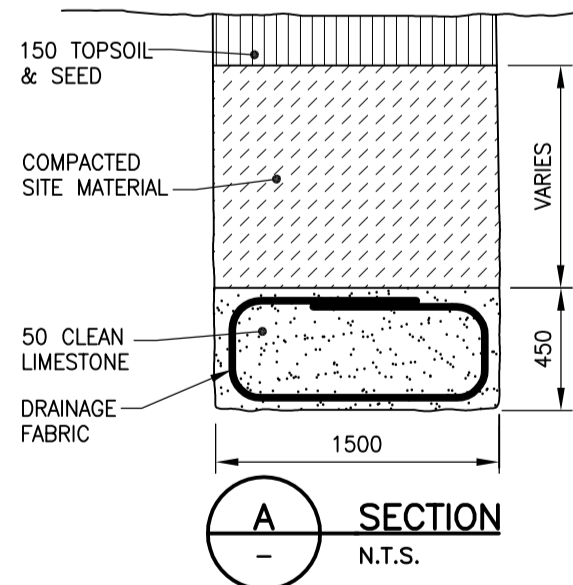


GUNN ROAD



SECTION AT STA 2+120
1:250H 1:125V



SECTION
N.T.S.

ROAD SUB-BASE OUTLET DRAINAGE DETAIL
N.T.S.

WARNING

IF POWER EQUIPMENT OR EXPLOSIVES ARE TO BE USED FOR EXCAVATION ON THIS PROJECT THE CONTRACTOR MUST:
 1) NOTIFY THE GAS COMPANY OF THE PROPOSED LOCATION OF EXCAVATION.
 2) TAKE PRECAUTION TO AVOID DAMAGE TO GAS COMPANY INSTALLATIONS.
 SEE PROVINCIAL REGULATION 140/92 FOR DETAILS

METRIC

WHOLE NUMBERS INDICATE MILLIMETRES
 DECIMALIZED NUMBERS INDICATE METRES

150 WM	150 WM	150 WM	150 WM	150 WM	150 WM	150 WM	150 WM
○	HYDRANT	○	HYDRANT	○	HYDRANT	○	HYDRANT
⊗	VALVE	⊗	VALVE	⊗	VALVE	⊗	VALVE
—○—	LAND DRAINAGE SEWER	—○—	LAND DRAINAGE SEWER	—○—	LAND DRAINAGE SEWER	—○—	LAND DRAINAGE SEWER
—○—	WASTE WATER SEWER	—○—	WASTE WATER SEWER	—○—	WASTE WATER SEWER	—○—	WASTE WATER SEWER
○	MANHOLE	○	MANHOLE	○	MANHOLE	○	MANHOLE
□	CATCH BASIN	□	CATCH BASIN	□	CATCH BASIN	□	CATCH BASIN
▽	CURB INLET	▽	CURB INLET	▽	CURB INLET	▽	CURB INLET
+	JUNCTIONS	+	JUNCTIONS	+	JUNCTIONS	+	JUNCTIONS
—+—	CULVERT	—+—	CULVERT	—+—	CULVERT	—+—	CULVERT
—+—	GAS	—+—	GAS	—+—	GAS	—+—	GAS
---	EXISTING	---	EXISTING	---	EXISTING	---	EXISTING
---	LEGEND-PLAN	---	LEGEND-PLAN	---	LEGEND-PLAN	---	LEGEND-PLAN
---	PROPOSED	---	PROPOSED	---	PROPOSED	---	PROPOSED
---	EXISTING	---	EXISTING	---	EXISTING	---	EXISTING
---	LEGEND-PROFILE	---	LEGEND-PROFILE	---	LEGEND-PROFILE	---	LEGEND-PROFILE
---	PROPOSED	---	PROPOSED	---	PROPOSED	---	PROPOSED

LOCATION APPROVED UNDERGROUND STRUCTURES
 SUPV. U/G STRUCTURES COMMITTEE DATE
 NOTE:
 LOCATION OF UNDERGROUND STRUCTURES AS SHOWN ARE BASED ON THE BEST INFORMATION AVAILABLE BUT NO GUARANTEE IS GIVEN THAT ALL EXISTING UTILITIES ARE SHOWN OR THAT THE GIVEN LOCATIONS ARE EXACT. CONFIRMATION OF EXISTENCE AND EXACT LOCATION OF ALL SERVICES MUST BE OBTAINED FROM THE INDIVIDUAL UTILITIES BEFORE PROCEEDING WITH CONSTRUCTION.

B.M. ELEV.	NO.	REVISIONS	DATE	BY
	0	ISSUED FOR TENDER	10.03.25	W.K.B.

Stantec Consulting Ltd.
 905 Waverley Street, Winnipeg, Manitoba
 Tel 204-489-5900 Fax 204-453-9012

DESIGNED BY: W.K.B. CHECKED BY: V.M.M.
 DRAWN BY: R.V. APPROVED BY: W.K.B.

HOR. SCALE: 1:250
 VERTICAL: 1:10

RELEASED FOR CONSTRUCTION: DATE

ENGINEER'S SEAL
 PROVINCE OF MANITOBA
 REGISTERED PROFESSIONAL ENGINEER
 W.K. BYCZEK
 MEMBER 23067
 CONSULTANT DRAWING NO. C-213

THE CITY OF WINNIPEG
 PUBLIC WORKS DEPARTMENT
 ENGINEERING DIVISION

GUNN ROAD
 PLESSIS ROAD TO REDONDA STREET
 STA. 2+050 TO STA. 2+175
 ROAD RECONSTRUCTION

SHEET 13 OF 29
 CAD FILE DRAWING NUMBER 05170c-210-726.dwg
 CITY DRAWING NUMBER P-3318-13