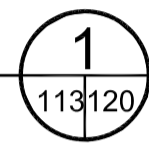


SECTION AT COLUMN

FLATTENED ELEVATION

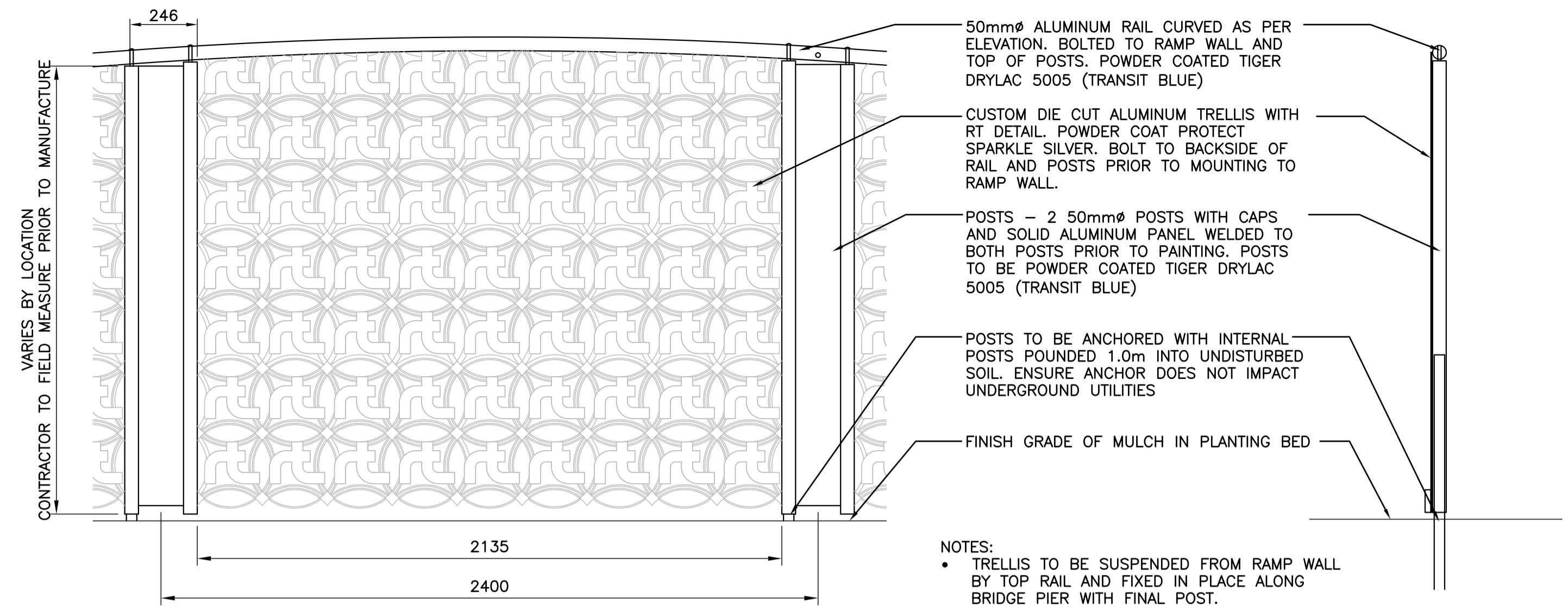
HANDRAIL ON WALL
N.T.S.



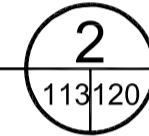
NOT FOR CONSTRUCTION

ALL DIMENSIONS PROVIDED FOR INFORMATION ON DESIGN INTENT.

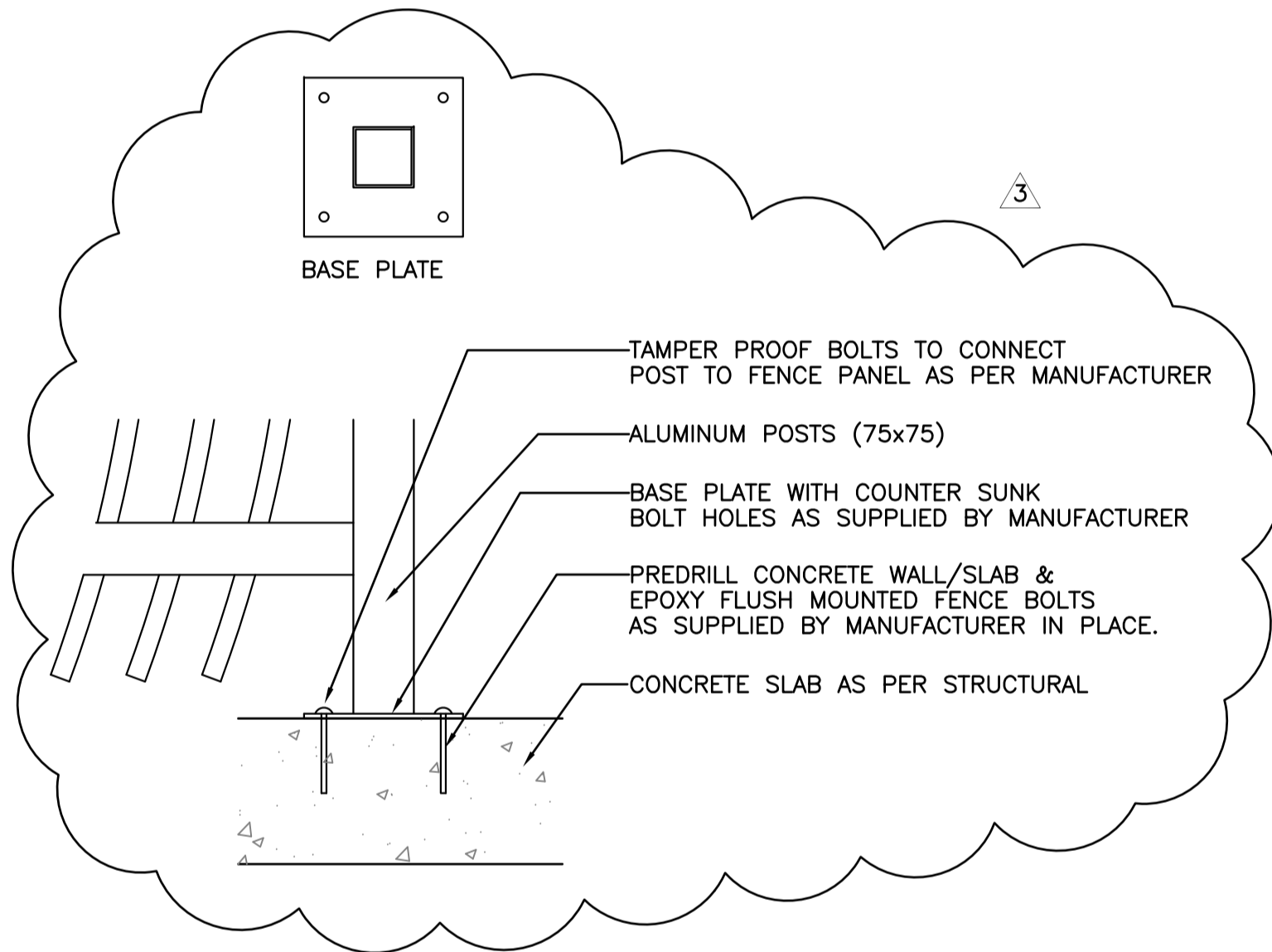
CONTRACTOR TO SUPPLY SHOP DRAWINGS STAMPED BY A STRUCTURAL ENGINEER LICENSED TO PRACTICE IN THE PROVINCE OF MANITOBA WITH EXTENSIVE EXPERIENCE IN THE DESIGN & MANUFACTURING OF ALL RAILINGS TRELLIS AND STRUCTURES. SHOP DRAWINGS TO INCLUDE WALL THICKNESSES, MATERIALS, FINISHES, ETC. AS LISTED IN THE SPECIFICATIONS.



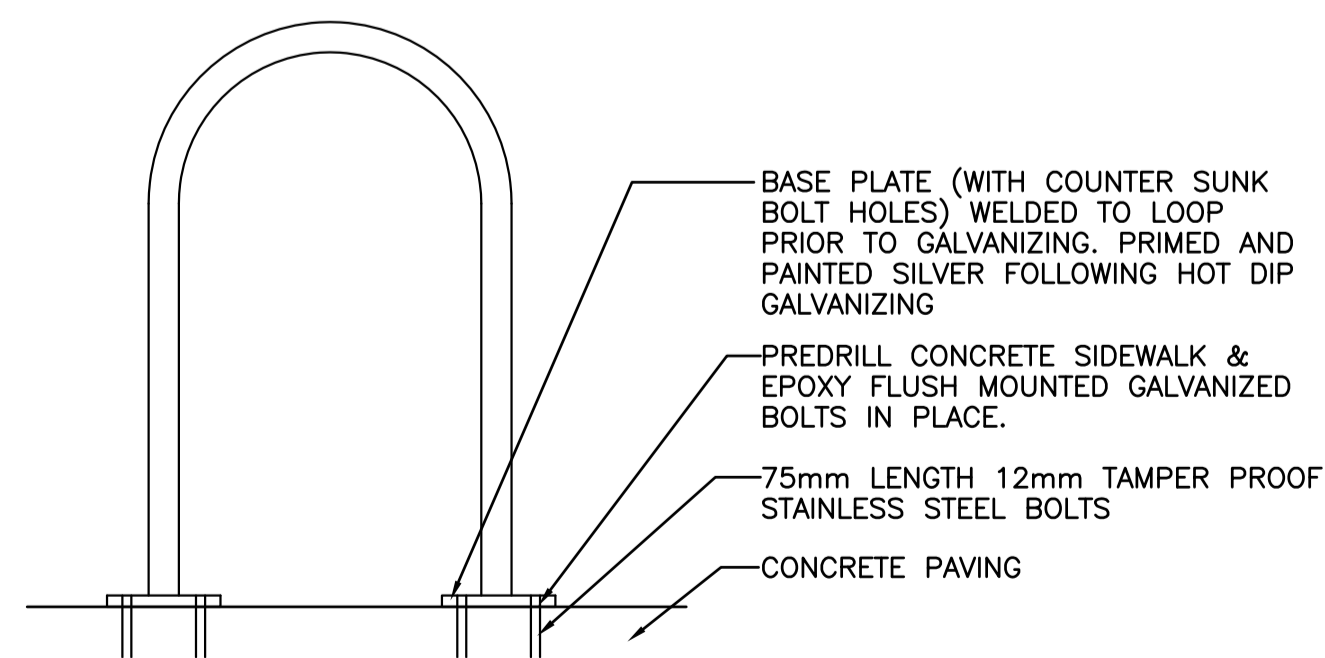
CUT-METAL TRELLIS
N.T.S.



- NOTES:
- TRELLIS TO BE SUSPENDED FROM RAMP WALL BY TOP RAIL AND FIXED IN PLACE ALONG BRIDGE PIER WITH FINAL POST.
 - BOTTOM RAIL TO BE ADDED FOR PANELS OVER 1.5m HEIGHT TO ENSURE RIGIDITY.
 - TRELLIS TO BE CONSTRUCTED TO ENSURE A NON-CLIMBABLE VERTICAL SURFACE.
 - REDUCE OPENINGS IN TRELLIS TO MEET BUILDING CODE REQUIREMENTS.



ALUMINUM FENCE BOLTED TO CONCRETE
N.T.S.



BICYCLE LOOP INSTALLATION
N.T.S.



LOCATION UNDERGROUND STRUCTURES	APPROVED STRUCTURES	B.M. ELEV.	B.M. ELEV.	DESIGNED BY	SR/JW				THE CITY OF WINNIPEG TRANSIT DEPARTMENT	SOUTHWEST RAPID TRANSIT CORRIDOR - STAGE 1 OSBORNE STATION & ASSOCIATED WORKS	CITY DRAWING NUMBER B237-10-120
ORIGINAL SIGNED BY X	X			DRAWN BY JW/TM							
SUPV. U/G STRUCTURES COMMITTEE	DATE			CHECKED BY JW/SR		RELEASED FOR CONSTRUCTION ORIGINAL SIGNED BY RANDY FINGAS DATE: 2010/05/14	CONSULTANT DRAWING NUMBER C5-L-5009-T				
NOTE:				APPROVED BY							
LOCATION OF UNDERGROUND STRUCTURES AS SHOWN ARE BASED ON THE BEST INFORMATION AVAILABLE BUT NO GUARANTEE IS GIVEN THAT ALL EXISTING UTILITIES ARE SHOWN OR THAT THE GIVEN LOCATIONS ARE EXACT. CONFIRMATION OF EXISTENCE AND EXACT LOCATION OF ALL SERVICES MUST BE OBTAINED FROM THE INDIVIDUAL UTILITIES BEFORE PROCEEDING WITH CONSTRUCTION.				HOR. SCALE AS NOTED							
				VERTICAL							
				DATE	2010-05-07						
				NO. REVISIONS							