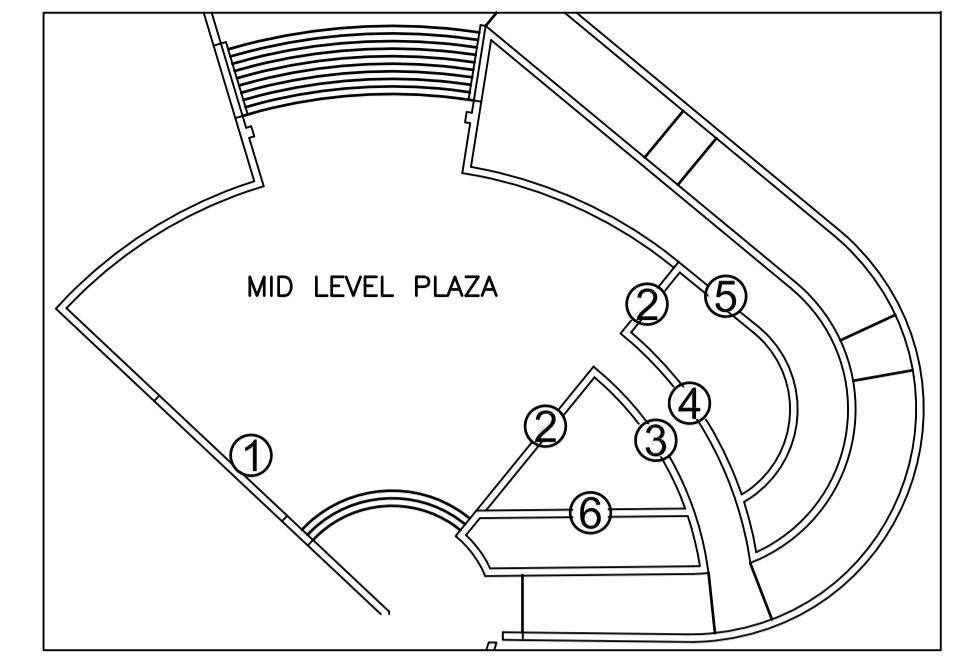


TOP OF CONCRETE RETAINING WALL WITH CHAMFERED TOP  
 LINE OF REVEAL IN CONCRETE FOR TILE INSERT  
 VERTICAL EXPANSION JOINTS AT 5m SPACING. CUT TILES TO BE ON JOINTS AT MID POINTS OF CONCRETE WALL JOINTS. FULL TILES TO START FROM EXPANSION JOINTS AT CONCRETE WALL JOINTS

8X8 ROSSO SELENIO (GLAZED) CUT TO 4X8  
 8X8 BIANCO ASSOLUTO CUT TO 4X8

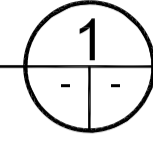
ADJUST GROUT LINE WIDTH TO COMPENSATE FOR TILE SIZE VARIATION. STANDARD WIDTH 3mm (1/8")



WALL KEY PLAN

TILE LAYOUT WALL 1

N.T.S.

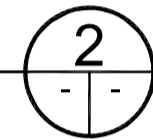


8X8 ROSSO SELENIO (GLAZED) CUT TO 4X8  
 8X8 BIANCO ASSOLUTO CUT TO 4X8  
 8X8 BLU FORTE CUT TO 4X8  
 ADJUST GROUT LINE WIDTH TO COMPENSATE FOR TILE SIZE VARIATION. STANDARD WIDTH 3mm (1/8")

TOP OF CONCRETE RETAINING WALL WITH CHAMFERED TOP  
 LINE OF REVEAL IN CONCRETE FOR TILE INSERT  
 VERTICAL EXPANSION JOINTS AT 5m SPACING. CUT TILES TO BE ON JOINTS AT MID POINTS OF CONCRETE WALL JOINTS. FULL TILES TO START FROM EXPANSION JOINTS AT CONCRETE WALL JOINTS

TILE LAYOUT WALL 2

N.T.S.

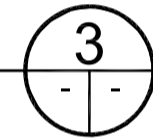


TOP OF CONCRETE RETAINING WALL WITH CHAMFERED TOP  
 LINE OF REVEAL IN CONCRETE FOR TILE INSERT  
 VERTICAL EXPANSION JOINTS AT 5m SPACING. CUT TILES TO BE ON JOINTS AT MID POINTS OF CONCRETE WALL JOINTS. FULL TILES TO START FROM EXPANSION JOINTS AT CONCRETE WALL JOINTS

8X8 ROSSO SELENIO (GLAZED) CUT TO 4X8  
 8X8 BIANCO ASSOLUTO CUT TO 4X8  
 8X8 BLU FORTE CUT TO 4X8  
 ADJUST GROUT LINE WIDTH TO COMPENSATE FOR TILE SIZE VARIATION. STANDARD WIDTH 3mm (1/8")

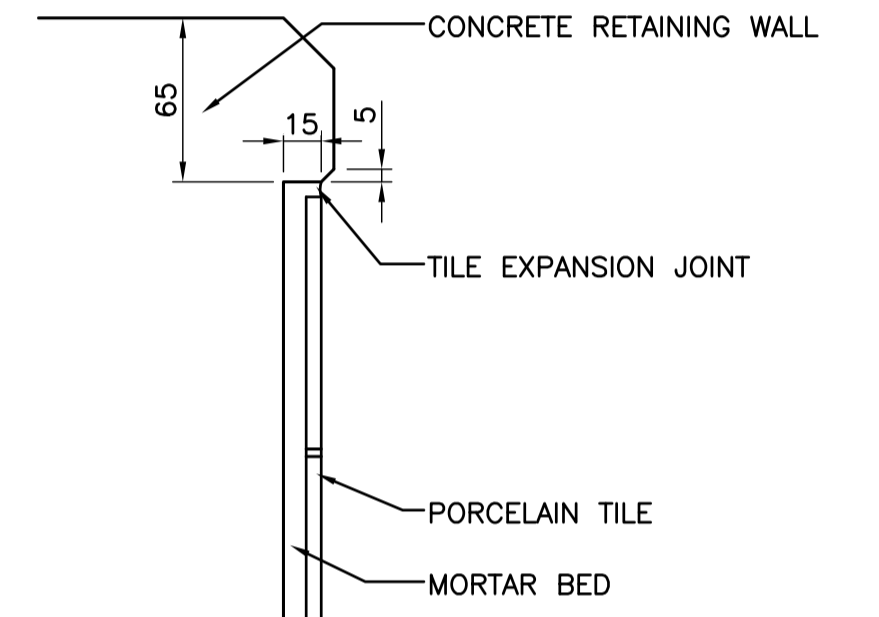
TILE LAYOUT WALL 3

N.T.S.



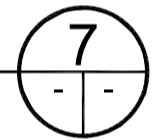
8X8 ROSSO SELENIO (GLAZED) CUT TO 4X8  
 8X8 BIANCO ASSOLUTO CUT TO 4X8  
 8X8 BLU FORTE CUT TO 4X8  
 ADJUST GROUT LINE WIDTH TO COMPENSATE FOR TILE SIZE VARIATION. STANDARD WIDTH 3mm (1/8")

TOP OF CONCRETE RETAINING WALL WITH CHAMFERED TOP  
 LINE OF REVEAL IN CONCRETE FOR TILE INSERT  
 VERTICAL EXPANSION JOINTS AT 5m SPACING. CUT TILES TO BE ON JOINTS AT MID POINTS OF CONCRETE WALL JOINTS. FULL TILES TO START FROM EXPANSION JOINTS AT CONCRETE WALL JOINTS



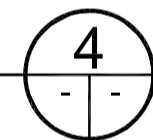
TILE AT TOP REVEAL

N.T.S.



TILE LAYOUT WALL 4

N.T.S.

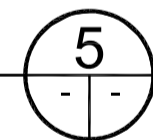


TOP OF CONCRETE RETAINING WALL WITH CHAMFERED TOP  
 LINE OF REVEAL IN CONCRETE FOR TILE INSERT  
 VERTICAL EXPANSION JOINTS AT 5m SPACING. CUT TILES TO BE ON JOINTS AT MID POINTS OF CONCRETE WALL JOINTS. FULL TILES TO START FROM EXPANSION JOINTS AT CONCRETE WALL JOINTS

8X8 ROSSO SELENIO (GLAZED) CUT TO 4X8  
 8X8 BIANCO ASSOLUTO CUT TO 4X8  
 8X8 BLU FORTE CUT TO 4X8  
 ADJUST GROUT LINE WIDTH TO COMPENSATE FOR TILE SIZE VARIATION. STANDARD WIDTH 3mm (1/8")

TILE LAYOUT WALL 5

N.T.S.

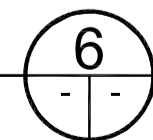


TOP OF CONCRETE RETAINING WALL WITH CHAMFERED TOP  
 LINE OF REVEAL IN CONCRETE FOR TILE INSERT

8X8 ROSSO SELENIO (GLAZED) CUT TO 4X8  
 8X8 BIANCO ASSOLUTO CUT TO 4X8  
 8X8 BLU FORTE CUT TO 4X8  
 ADJUST GROUT LINE WIDTH TO COMPENSATE FOR TILE SIZE VARIATION. STANDARD WIDTH 3mm (1/8")

TILE LAYOUT WALL 6

N.T.S.



LOCATION UNDERGROUND STRUCTURES	APPROVED	B.M. ELEV.	B.M. ELEV.	DESIGNED BY	SR/JW
ORIGINAL SIGNED BY X	X			DRAWN BY	JW/TM
SUPV. U/G STRUCTURES COMMITTEE	DATE			CHECKED BY	JW/SR
NOTE: LOCATION OF UNDERGROUND STRUCTURES AS SHOWN ARE BASED ON THE BEST INFORMATION AVAILABLE. BUT NO GUARANTEE IS GIVEN THAT ALL EXISTING UTILITIES ARE SHOWN OR THAT THE GIVEN LOCATIONS ARE EXACT. CONFIRMATION OF EXISTENCE AND EXACT LOCATION OF ALL SERVICES MUST BE OBTAINED FROM THE INDIVIDUAL UTILITIES BEFORE PROCEEDING WITH CONSTRUCTION.					
1	ISSUED FOR TENDER	10/05/14	JW	HOR. SCALE	AS NOTED
NO.	REVISIONS	DATE	BY	VERTICAL	
				DATE	2010-05-07

DESIGNED BY	SR/JW		
DRAWN BY	JW/TM		
CHECKED BY	JW/SR		
APPROVED BY	-		
HOR. SCALE	AS NOTED	RELEASED FOR CONSTRUCTION	CONSULTANT PROJECT NO.
VERTICAL		ORIGINAL SIGNED BY RANDY FINGAS	08-028
DATE	2010-05-07	DATE: 2010/05/14	

LANDSCAPE ARCHITECT'S SEAL

LANDSCAPE ARCHITECT'S SEAL

THE CITY OF WINNIPEG  
TRANSIT DEPARTMENT

SOUTHWEST RAPID TRANSIT CORRIDOR - STAGE 1  
OSBORNE STATION & ASSOCIATED WORKS

LANDSCAPE DETAILS

CITY DRAWING NUMBER: B237-10-121  
SHEET 121 OF 121  
CONSULTANT DRAWING NUMBER: C5-L-5010-T