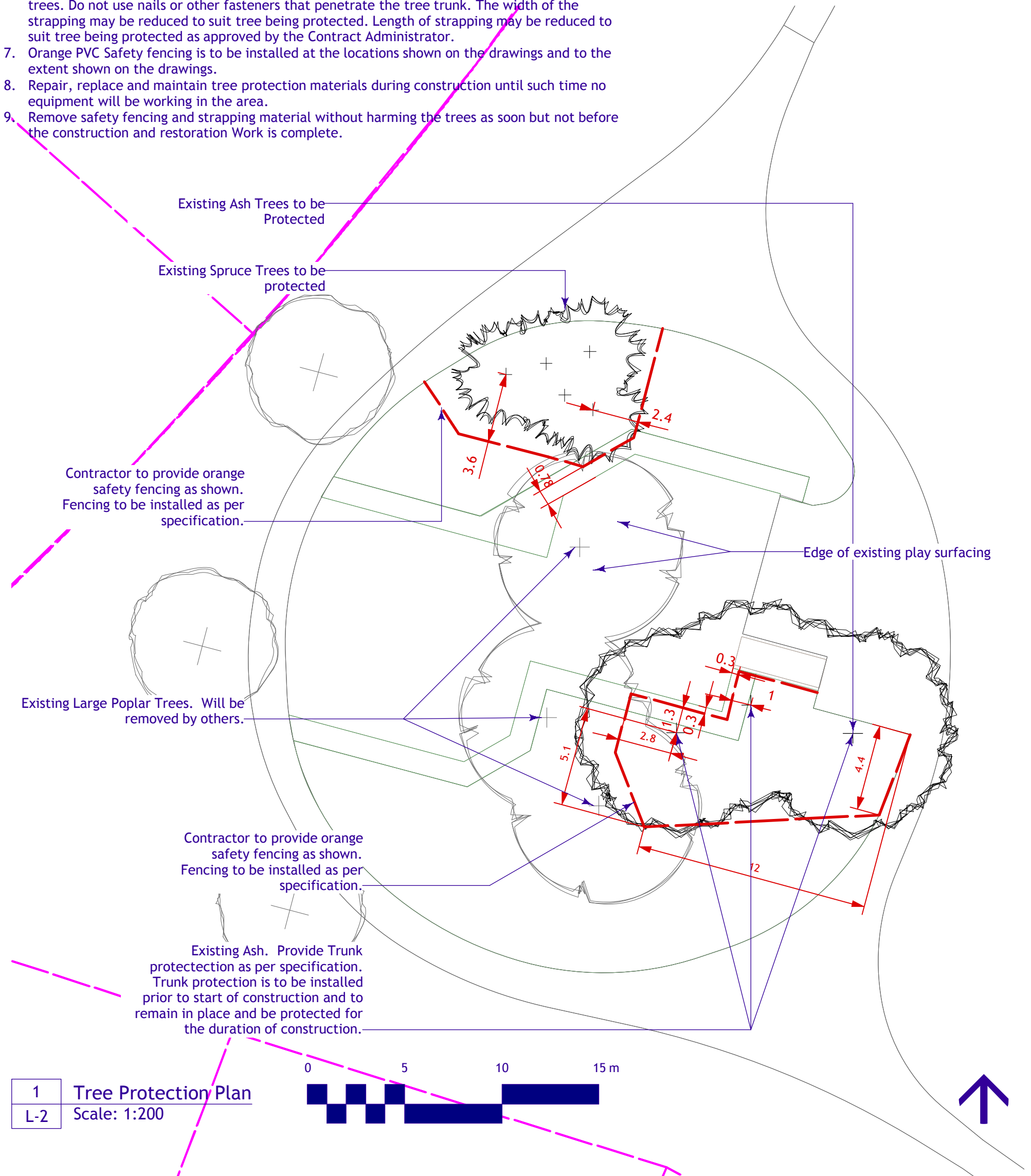



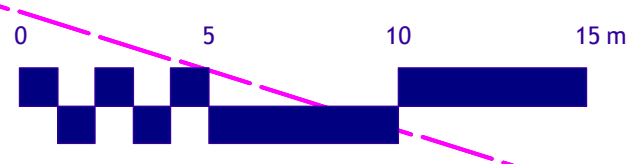
Tree Protection Notes

1. The Contractor shall take reasonable and prudent precautionary steps to prevent damage from construction activities to existing trees, and trees within the Site, within the limits of the construction area.
2. Excavate in a manner to minimize damage to the tree root systems. Keep exposed roots in excavations and trenches moist or shaded. If stockpiling of excavated soil material is required, stockpile in areas away from the tree roots if possible.
3. Excavation equipment shall be track based.
4. Operation of equipment within the dripline of the trees shall be kept to the minimum required to perform the Work and shall be approved by the Contract Administrator prior to the commencement of Work. Equipment shall not be parked, repaired, refueled; construction materials shall not be stored, and earth materials shall not be stockpiled within the driplines of the trees. The dripline of a tree shall be considered to be the ground surface directly beneath tree from the tree trunk to the tips of its outermost branches. The Contractor shall ensure that the operations do not cause flooding or sediment deposition on areas where trees are located.
5. Obtain approval from the Contract Administrator to excavate within 2.0 metres of a tree.
6. For deciduous trees greater than 100 mm in diameter, located within 3 meters of the limits of construction, attach wood strapping material having a minimum thickness of 25 millimetres and minimum length of 2440 millimetres around the tree trunks in a manner that will not harm the trees. Do not use nails or other fasteners that penetrate the tree trunk. The width of the strapping may be reduced to suit tree being protected. Length of strapping may be reduced to suit tree being protected as approved by the Contract Administrator.
7. Orange PVC Safety fencing is to be installed at the locations shown on the drawings and to the extent shown on the drawings.
8. Repair, replace and maintain tree protection materials during construction until such time no equipment will be working in the area.
9. Remove safety fencing and strapping material without harming the trees as soon but not before the construction and restoration Work is complete.

1. This drawing shall not be used for construction unless signed and sealed by Landscape Architect.
2. Variations and modifications to the work shown will not be allowed without prior written consent of Landscape Architect.
3. Drawing and Specifications, as instruments of service, are the property of the Landscape Architect. The copyright is reserved in the name of the Landscape Architect. No reproduction may be made without the prior written consent of the Landscape Architect.
4. Contractors/bidders are hereby granted a limited licence to reproduce these drawings for the purposes of bidding. Such reproductions are not to be used for construction.



1 Tree Protection Plan
L-2 Scale: 1:200



2	4/22/10	For Bid Opp
No.	Date	Issue Notes

**Attache Park Playground
Tree Protection Plan**

