

**RENOVATION NOTES:**

- 1 LOCATION OF SALVAGE MILLWORK WORK STATIONS. CUT BASE OF FRONT & SIDE TO SUIT NEW HEIGHT OF EXISTING STATIONS. INSTALL AS SHOWN AND SUPPORT AS REQUIRED.
- 2 ENTIRE WALL TYPE (B) TO HAVE WALL FINISH ON CONTRACT SIDE ONLY. GYPSUM BD. TAPING, FILL SAND & FINISHING ON N.I.C. SIDE BY OTHERS. CONTRACT SIDE TO BE PATCHED AND PREPARED FOR PAINTING.
- 3 PATCH OPENINGS IN GYP. BD. WALLS ABOVE ACOUSTIC CEILING WHERE TRANSFER GRILLES ARE REMOVED IN OFFICES 153 & 154. SEE MECHANICAL DWGS.

**LEGEND**

CTG CLEAR TEMPERED GLAZING

EXISTING DOORS TO REMAIN

EXISTING SIDELITES TO BE RE-INSTALLED. SEE DEMOLITION & RENOVATION DWG

EXISTING DOORS & SIDELITES TO BE RE-INSTALLED. UNITS ARE ON SITE. SEE DEMOLITION DRAWING.

NEW DOORS. SEE DOOR & FRAME TYPES

NEW SIDELITES TO BE INSTALLED. SEE DOOR & FRAME TYPES

NEW WALL PARTITIONS - SEE TYPES

**WALL TYPES**

TYPE (A) 2 1/2" STEEL STUDS @ 16" O.C. W/ 1/2" GYPSUM BOARD B/S C/W SOUND ATTENUATION BATT. PARTITIONS TO EXTEND TO U/S OF ACOUSTIC CEILING TILE UNLESS NEW PARTITION IS FILLING AN EXISTING WALL OPENING (I.E. REMOVED GLAZING UNITS).

TYPE (B) 3 5/8" STEEL STUDS @ 16" O.C. W/ 5/8" TYPE 'X' GYPSUM BOARD ON ONE SIDE (CONTRACT SIDE ONLY). PARTITIONS TO EXTEND TO U/S OF STRUCTURAL CEILING AND AROUND NEW & EXISTING PENETRATIONS.

- NOTES :**
1. STANDARDS OF MATERIAL AND QUALITY OF CONSTRUCTION TO MEET AWMAC STANDARDS.
  2. PROVIDE 5 SETS OF SHOP DRAWINGS.
  3. ALL NEW DOORS, TRANSOMS, FRAMES, TRIM, SIDELITES, BASEBOARD TRIM TO BE SOLID OAK W/ A NATURAL FINISH & TO MATCH EXISTING ON SITE UNLESS OTHERWISE NOTED.
  4. ALL EXISTING OAK BASEBOARD TRIM TO BE REPLACED OR REPAIRED AS REQUIRED.
  5. ALL EXISTING & NEW DOORS (WOOD OR METAL) TO BE MODIFIED FOR INSTALLATION OF ELECTRIC STRIKE ASSEMBLY. ELECTRIC STRIKE & WIRING SUPPLIED BY OTHERS.
  6. ALL EXISTING & NEW DOORS W/ NEW ELECTRIC STRIKES TO HAVE CORE CYLINDERS REPLACED W/ NEW CORES THAT ARE KEYPED ALIKE.
  7. REPLACE EXISTING PASSAGE SETS W/ NEW LOCKSETS UNLESS NOTED OTHERWISE.
  8. PATCH ALL WALLS AS REQUIRED AND PREPARE FOR NEW PAINT IN EXISTING & NEW ROOMS.

**ROOM FINISH SCHEDULE**

ROOM NO.	ROOM NAME	FLOOR	BASEBOARD	NORTH WALL	SOUTH WALL	EAST WALL	WEST WALL	CEILING	CEILING HEIGHT	NOTES
147	WAITING / RECEPTION	CERAMIC TILE	RB. BB. #1	PT.	PT.	PT.	PT.	EXISTING	9'-3"	SEE FLOOR FINISH PLAN
148	GENERAL OFFICE #1	CARPET #1	CARPET #1 BASE	PT.	PT.	PT.	PT.			
149	LIBRARY			PT.	PT.	PT.	PT.			
150	GENERAL OFFICE #2			PT.	PT.	PT.	PT.			
151	COPY / FAX			PT.	PT.	PT.	PT.			
152	OFFICE			PT.	PT.	PT.	PT.			
153	OFFICE			PT.	PT.	PT.	PT.			
154	OFFICE			PT.	PT.	PT.	PT.			

**DOOR SCHEDULE**

DOOR NO.	DOOR TYPE	DOOR		FRAME			RATING	HARDWARE CODE	NOTES	
		WIDTH	HEIGHT	TYPE	MATL.	FINISH				
D147A	EXISTING								SEE SECURITY DRAWING	
D147B	A	3'-2"	7'-0"	1 3/4"	S.C.WD.	NAT.	A	WD.	NAT.	GROUP #2 SEE NOTE # 5
D148	A	3'-2"	7'-0"	1 3/4"	S.C.WD.	NAT.	A	WD.	NAT.	GROUP #3 SEE NOTE # 5
D149							C	WD.	NAT.	GROUP #1 SEE NOTES # 5, 6 & 7
D152	A	3'-2"	7'-0"	1 3/4"	S.C.WD.	NAT.	B			GROUP #2 SEE NOTE # 5
D153										GROUP #1 SEE NOTES # 5, 6 & 7
D154	EXISTING									GROUP #1 SEE NOTES # 5, 6 & 7

**HARDWARE CODES**

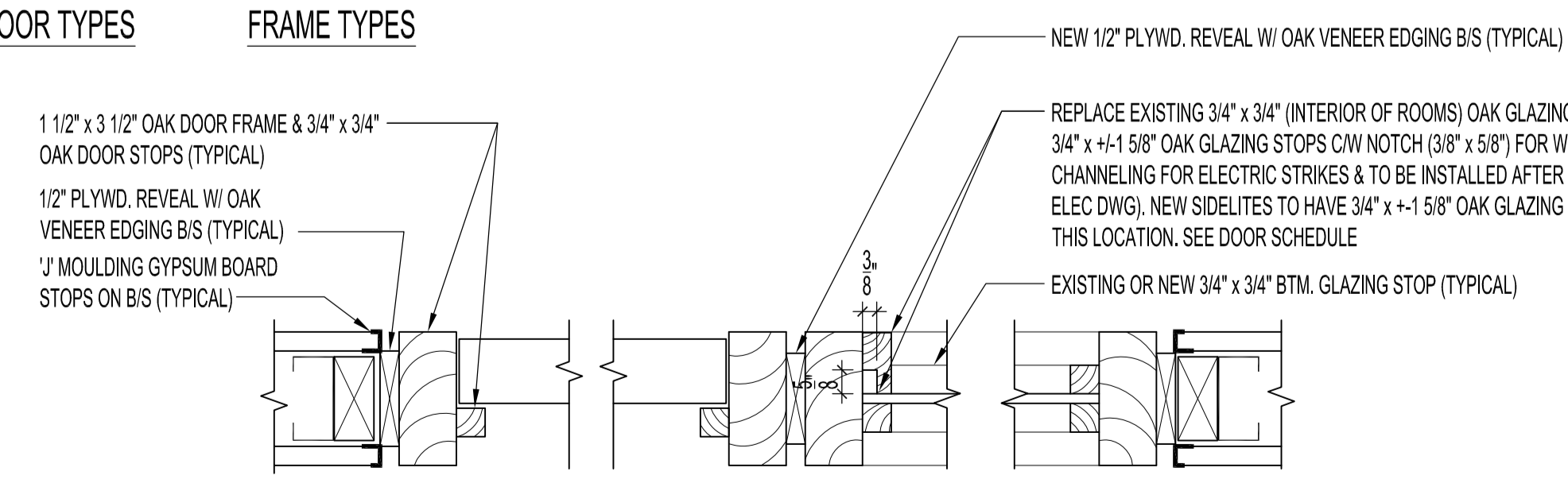
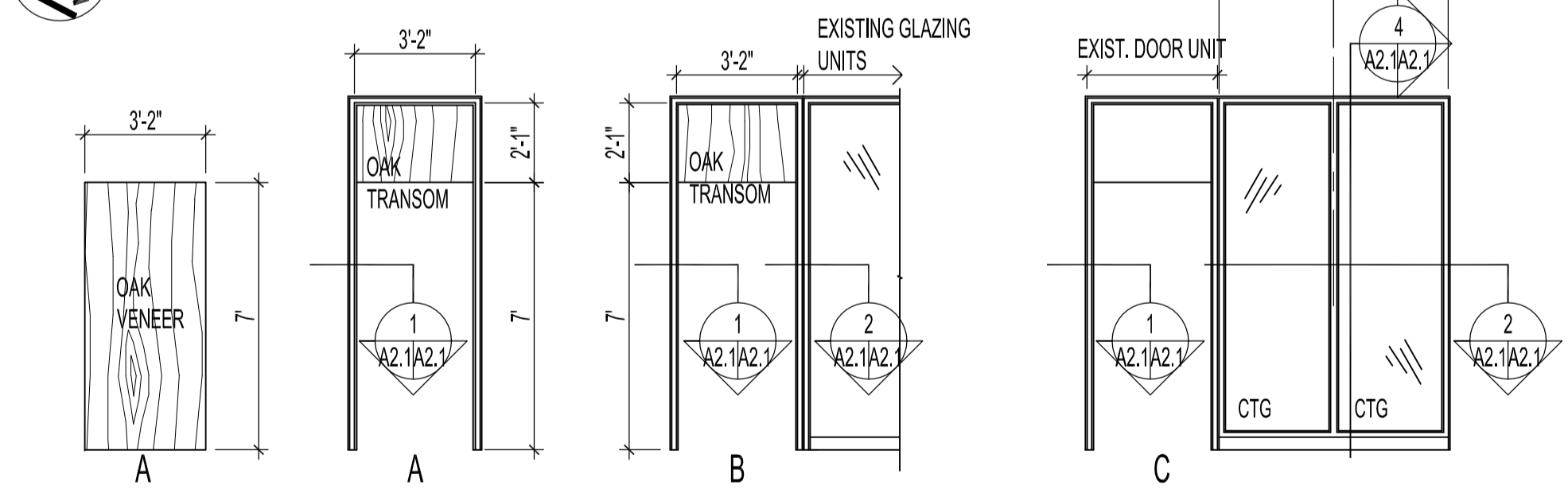
GROUP #1  
CARD READER ELECTRIC STRIKE HES 5000-504 LBM 630 SUPPLIED BY OTHERS. REPLACE PASSAGE SET W/ SCHLAGE LOCKSET KNOB & TRIM TO MATCH EXISTING ON SITE  
NOTE: WIRING OF ELECTRIC STRIKE & CARD ACCESS SYSTEM ABOVE CEILING BY OTHERS. ROUTING OF WIRING IN DOOR JAMBS IS REQUIRED.

GROUP #2  
SCHLAGE HINGES TO MATCH EXISTING ON SITE  
SCHLAGE LOCKSET KNOB & TRIM TO MATCH EXISTING ON SITE  
FLOOR MOUNTED DOOR STOP - FINISH TO MATCH EXISTING ON SITE  
LOW PROFILE ELECTRIC STRIKE HES 5000-504 LBM 630 & CARD READER BY OTHERS  
NOTE: WIRING OF ELECTRIC STRIKE & CARD ACCESS SYSTEM ABOVE CEILING BY OTHERS. ROUTING OF WIRING IN DOOR JAMBS IS REQUIRED.

GROUP #3  
SCHLAGE HINGES TO MATCH EXISTING ON SITE  
SCHLAGE LOCKSET KNOB & TRIM TO MATCH EXISTING ON SITE  
FLOOR MOUNTED DOOR STOP - FINISH TO MATCH EXISTING ON SITE  
LON SERIES SLIMLINE COVER INCLUDED NON HANDED  
LOW PROFILE ELECTRIC STRIKE HES 5000-504 LBM 630 & CARD READER BY OTHERS  
NOTE: WIRING OF ELECTRIC STRIKE & CARD ACCESS SYSTEM ABOVE CEILING BY OTHERS. ROUTING OF WIRING IN DOOR JAMBS IS REQUIRED.

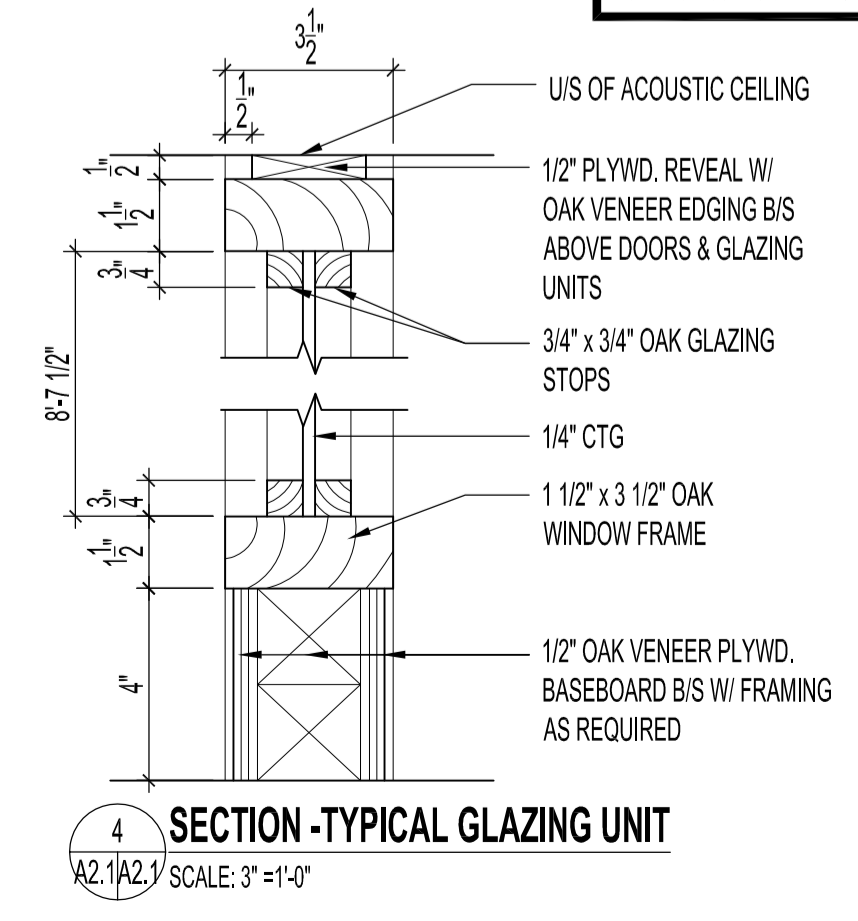
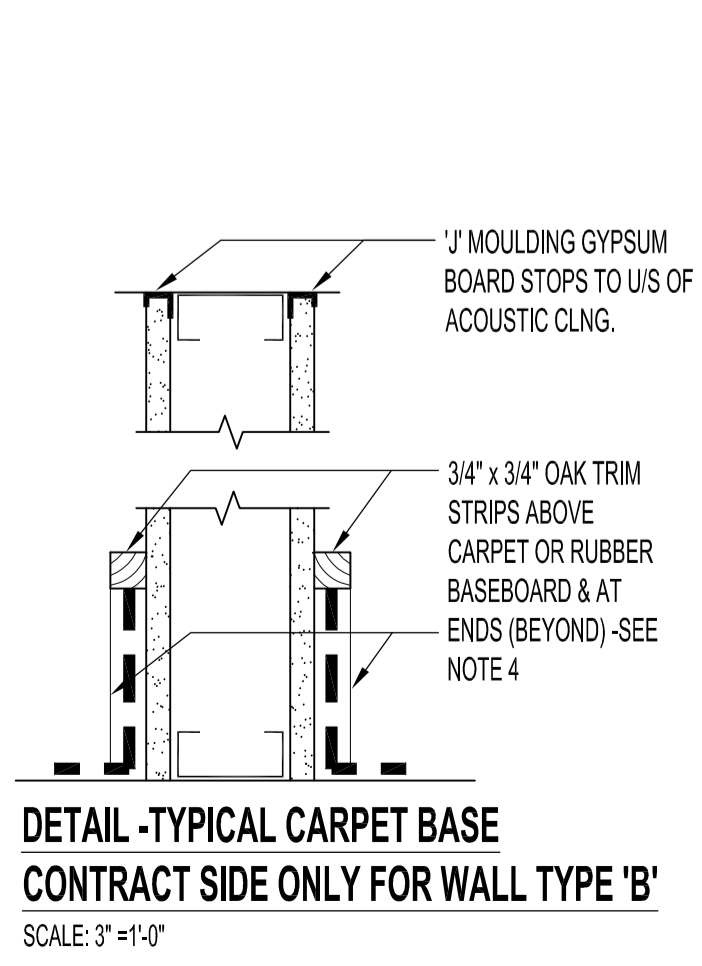
ORIGINAL STAMPED BY: R.K. FOK LI, Arch.  
DATE: 2009.12.14

**PARTIAL MAIN FLOOR PLAN - RENOVATION**  
SCALE: 1/8"=1'-0"



1 SECTION - TYPICAL DOOR JAMB SCALE: 3"=1'-0"

2 SECTION - TYPICAL DOOR JAMB & GLAZING JAMB FOR NEW & EXISTING UNITS SCALE: 3"=1'-0"



NO.	REVISION/DESCRIPTION	BY	DATE

**DRAWN BY** MMK **CHECKED BY** USER **APPROVED**

DATE: 2009.12.14

**CITY OF WINNIPEG**  
PLANNING, PROPERTY AND DEVELOPMENT DEPARTMENT  
CIVIC ACCOMMODATIONS DIVISION  
300 - 65 GARRY ST. R3C 4K4

**PROJECT**  
MANDARIN BUILDING  
WFPS RELOCATION TO MAIN FLOOR

185 KING STREET

**SHEET TITLE**  
PARTIAL MAIN FLOOR PLAN  
RENOVATION

**SCALE** AS SHOWN **PROJECT NO.** 2008-059-01 **SHEET NO.** A2.1

DRAWING SHEET SIZE: A1 (841mm x 594mm) PLOT 1:1