FILE NAME: 2008059901VM0.dwg\M3.2

DATE: 2009.12.23

DESCRIPTION: PARTIAL SECOND FLOOR PLAN-PLUMBING DEMO & RENO - ELEVATIONS & SECTIONS

PROJECT No: 2008-059-03

ADDRESS: 185 KING STREET

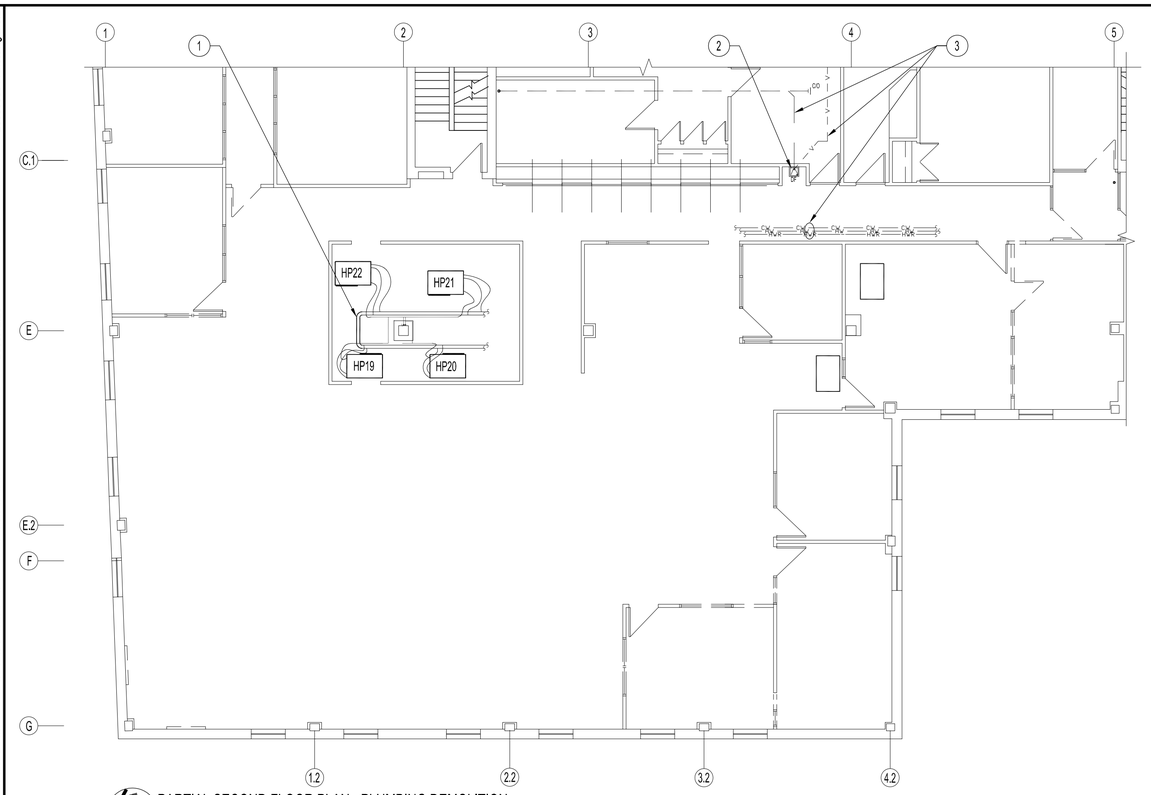


PARTIAL SECOND FLOOR PLAN - PLUMBING DEMOLITION
SCALE: 1/8"=1'-0"

## PLUMBING DEMOLITION NOTES:

1. MODIFY / EXTEND EXISTING LOOP TO ACCOMMODATE NEW HEAT PUMP, HP27.
2. RE-ASSEMBLE, REPAIR, CLEAN & LUBRICATE EXISTING DRINKING FOUNTAIN TO A FULLY FUNCTIONAL FIXTURE. REPLACE WATER FILTER IF REQUIRED AND CLEAN DRAIN LINE TO VERTICAL LINE.
3. REPAIR EXISTING DRINKING FOUNTAIN. SEE PLUMBING RENOVATION NOTE 3.

| PLUMBING SCHEDULE | | |
|---|---|---|
| TAG | TYPE | DESCRIPTION: (COMPLETE WITH STRAINERS, P-TRAPS, SHUT-OFF VALVES & SUPPLY LINES). |
| P-1 | | 20 1/2" X 20" X 7" (52 X 51 X 18 CM) STAINLESS STEEL SINGLE BOWL KITCHEN SINK WITH LEDGEBACK. KINDRED MODEL QSL2020 / 7 / 3. SINGLE HANDLE KITCHEN FAUCET, 3-HOLE- DELTA CLASSIC MODEL 100-WF. |
| P-2 | | BALANCING VALVE. |
| P-3 | | SHUT-OFF VALVE, BALL TYPE. |

**NOTES :**

ALSO SEE MECHANICAL NOTES

ALL PLUMBING WORK TO BE INSTALLED IN ACCORDANCE WITH THE LATEST PLUMBING CODES AND REGULATIONS.

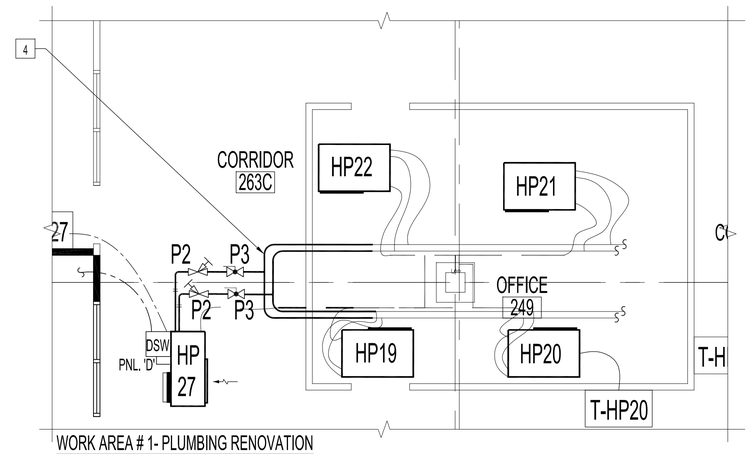


WORK AREA # 1- PLUMBING RENOVATION
SCALE: 1/4"=1'-0"

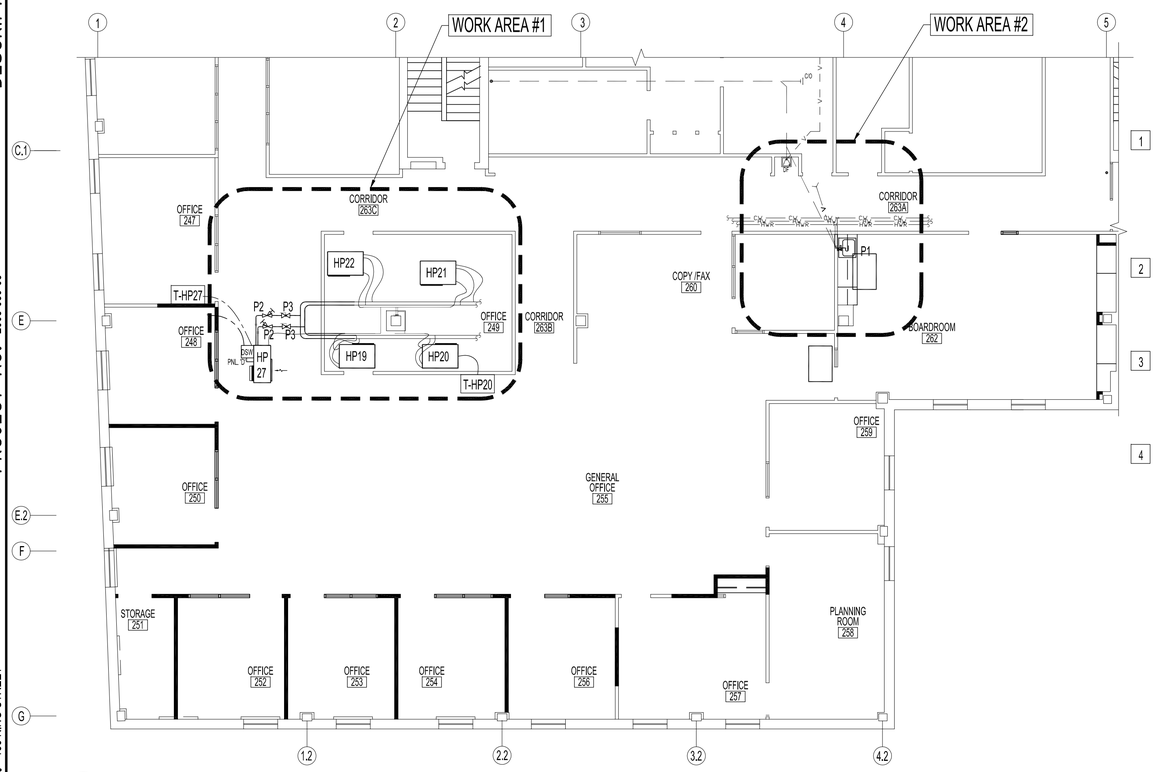


PARTIAL SECOND FLOOR PLAN - PLUMBING RENOVATION
SCALE: 1/8"=1'-0"

## PLUMBING RENOVATION NOTES:

SUPPLY & INSTALL NEW UNLESS OTHERWISE NOTED. ALSO SEE MECHANCAL DWG.

1. NEW DRAIN & VENT LINE FROM SECOND FLOOR BOARDROOM SINK. CONNECT & SLOPE TO EXISTING DRAIN & VENT LINE LOCATED ABOVE SECOND FLOOR CEILING. MODIFY EXISTING TO ACCOMMODATE NEW KITCHEN SINK LOAD & VENTING REQUIREMENTS AS PER DIVISION 15. CONNECT HOT WATER SUPPLY LINE TO UTILIZE HOW WATER RETURN.
2. SINGLE BOWL STAINLESS STEEL KITCHEN SINK & FAUCET. CONNECT DOMESTIC WATER SUPPLY, HOT WATER RETURN (HWR) TO EXISTING LOCATED ABOVE MAIN FLOOR CEILING. SUPPLY & INSTALL SHUT-OFF BALL VALVES & BRAIDED SUPPLY LINES.
3. RE-ASSEMBLE, REPAIR, CLEAN & LUBRICATE EXISTING DRINKING FOUNTAIN TO A FULLY FUNCTIONAL FIXTURE. REPLACE WATER FILTER CARTRIDGE IF REQUIRED AND CLEAN DRAIN LINE TO VERTICAL LINE.
4. NEW HEAT PUMP PROCESS WATER SUPPLY, RETURN & DRAIN LINES TIED INTO EXISTING LOOP COMPLETE WITH VALVES & DRAIN LINES NOT SHOWN. NEW PROCESS WATER SUPPLY, RETURN & DRAIN LINE / HOSES, MATERIALS & CONFIGURATIONS TO MATCH EXISTING. RE-BALANCE PROCESS CIRCUIT(S) USING SUPPLY & INSTALL BALANCING VALVES, COMPONENTS TO SATISFY ALL HEAT PUMPS.

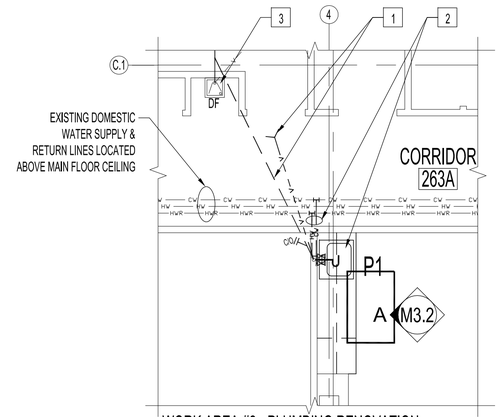


WORK AREA #2 - PLUMBING RENOVATION
SCALE: 1/4"=1'-0"

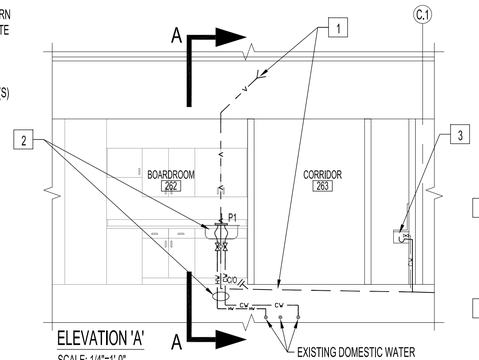


ELEVATION 'A'
SCALE: 1/4"=1'-0"

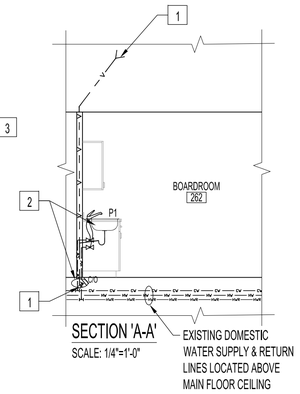


SECTION 'A-A'
SCALE: 1/4"=1'-0"

| NO. | REVISION/DESCRIPTION | BY | DATE |
|---|---|---|---|

SEALS

ORIGINAL STAMPED BY: D.A.PALEY, P.ENG
DATE: 2009.12.29

| DRAWN BY | RCP | CHECKED BY | APPROVED |
|---|---|---|---|
| DATE | 2009.12.24 | USER APPROVAL | |

CITY OF WINNIPEG
PLANNING, PROPERTY AND DEVELOPMENT DEPARTMENT
MUNICIPAL ACCOMMODATIONS DIVISION
300 – 65 GARRY ST. R3C 4K4

PROJECT
MANDARIN BUILDING
WFPS RENOVATIONS TO SECOND FLOOR

185 KING STREET

SHEET TITLE
PARTIAL SECOND FLOOR PLAN
PLUMBING DEMOLITION & RENOVATION
ELEVATIONS & SECTIONS

| SCALE | PROJECT NO. | SHEET NO. |
|---|---|---|
| AS SHOWN | 2008-059-03 | M3.2 |

DRAWING SHEET SIZE: A1 (841mm x 594mm) PLOT 1:1