


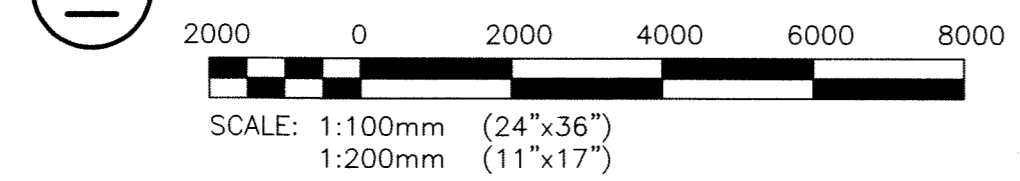



- NOTES:**
1. REMOVE AND DISPOSE OF ALL ELECTRICAL EQUIPMENT ABANDONED UNDER DEMOLITION OF MECHANICAL EQUIPMENT. THIS INCLUDES ALL CONDUIT, WIRING, SWITCHES, CONTACTORS, ETC. NO LONGER IN USE.
 2. REPLACE EXISTING SPLITTER AND FUSED SWITCHES WITH A NEW 200A 208V 3Ø 42 CCT. DISTRIBUTION PANEL. PANEL SHALL BE FED BY NEW 4/C #3/0 AWG TECK90 TO MAIN MEZZANINE DISTRIBUTION. PROVIDE NEW 100A 24 CCT. SUB PANELS TO REPLACE LIGHTING PANELS FED FROM CONTROLS.
 3. REPLACE EXISTING PANEL WITH A NEW 200A 42 CCT. BREAKER PANEL. PROVIDE NEW 4/C #3/0 AWG FEED. PROVIDE ALL REQUIRED CONTACTORS AND CONTROLS TO PROVIDE NEW FUNCTIONALITY FOR GYM/WEIGHT ROOM AND TO REPLACE ALL OTHER FUNCTIONALITY.
 4. REPLACE EXISTING PANEL WITH A NEW 200A 42 CCT. PANEL.
 5. REFER TO MECHANICAL DRAWINGS FOR EXACT LOCATION OF ALL NEW AND EXISTING MECHANICAL EQUIPMENT.
 6. ALL POWER CONNECTIONS TO BE EXTENDED TO THE NEAREST POWER PANEL AS REQUIRED. CONTRACTOR TO CONFIRM LOADING ON THE EXISTING PANEL PRIOR TO CONNECTION. ALL PANEL SCHEDULES SHALL BE UPDATED ACCORDINGLY.
 7. PROVIDE ALL REQUIRED FIRESEALING FOR ALL NEW ELECTRICAL WALL PENETRATIONS AND ANY OPENING FROM REMOVED ELECTRICAL EQUIPMENT TO MAINTAIN EXISTING FIRE SEPARATION RATINGS.
 8. SUPPLY AND INSTALL NEW 200A, 600V, 42 CIRCUIT CENTRAL DISTRIBUTION PANEL. FEED FROM MAIN 600V DISTRIBUTION.
 9. PROVIDE NEW STARTER AND LOCAL DISCONNECT SWITCH FOR NEW FAN AT EXISTING LOCATION.

- LEGEND:**
-  3Ø MOTOR LOAD
 -  1Ø LOAD
 -  LOAD RATED DISCONNECT BY ELECTRICAL (WEATHERPROOF WHERE OUTDOORS ON ROOF)

MEZZANINE/SECOND FLOOR PLAN



APEGM
 Certificate of Authorization
 KGS Group
 No. 245 Date: 27/01/10

B.M. ELEV.		KGS GROUP CONSULTING ENGINEERS & PROJECT MANAGERS WINNIPEG (204) 896-1209 THUNDER BAY (807) 345-2233	
DESIGNED BY: AP	CHECKED BY:	ENGINEER'S SEAL 	
DRAWN BY: BGO	APPROVED BY:	CONSULTANT DRAWING NO. P1-E02	
HOR. SCALE: AS SHOWN	RELEASED FOR CONSTRUCTION:	PROJECT TITLE FORT ROUGE LEISURE CENTRE HVAC UPGRADES - PHASE 1	
NO. REVISIONS	DATE BY	SHEET OF 001 OF 001	
0	ISSUED FOR TENDER 27/01/10	COMPUTER FILE NAME 08-0107-09E02	
		CITY DRAWING NUMBER	

THE CITY OF WINNIPEG
 PUBLIC WORKS DEPARTMENT

PROJECT TITLE
**FORT ROUGE LEISURE CENTRE
 HVAC UPGRADES - PHASE 1**

CONSULTANT DRAWING NO.
P1-E02

SHEET OF
001 OF 001

COMPUTER FILE NAME
08-0107-09E02

CITY DRAWING NUMBER