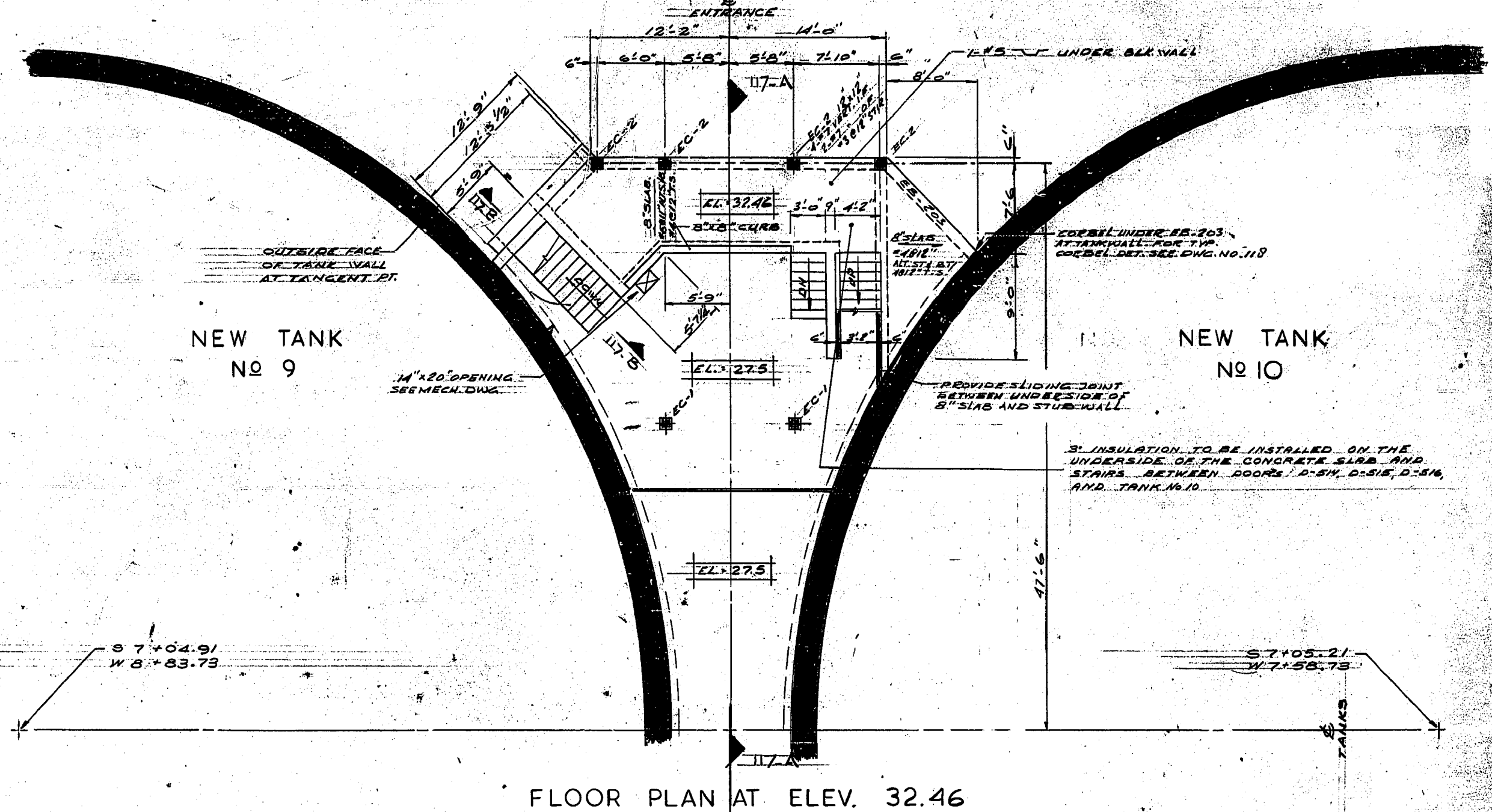
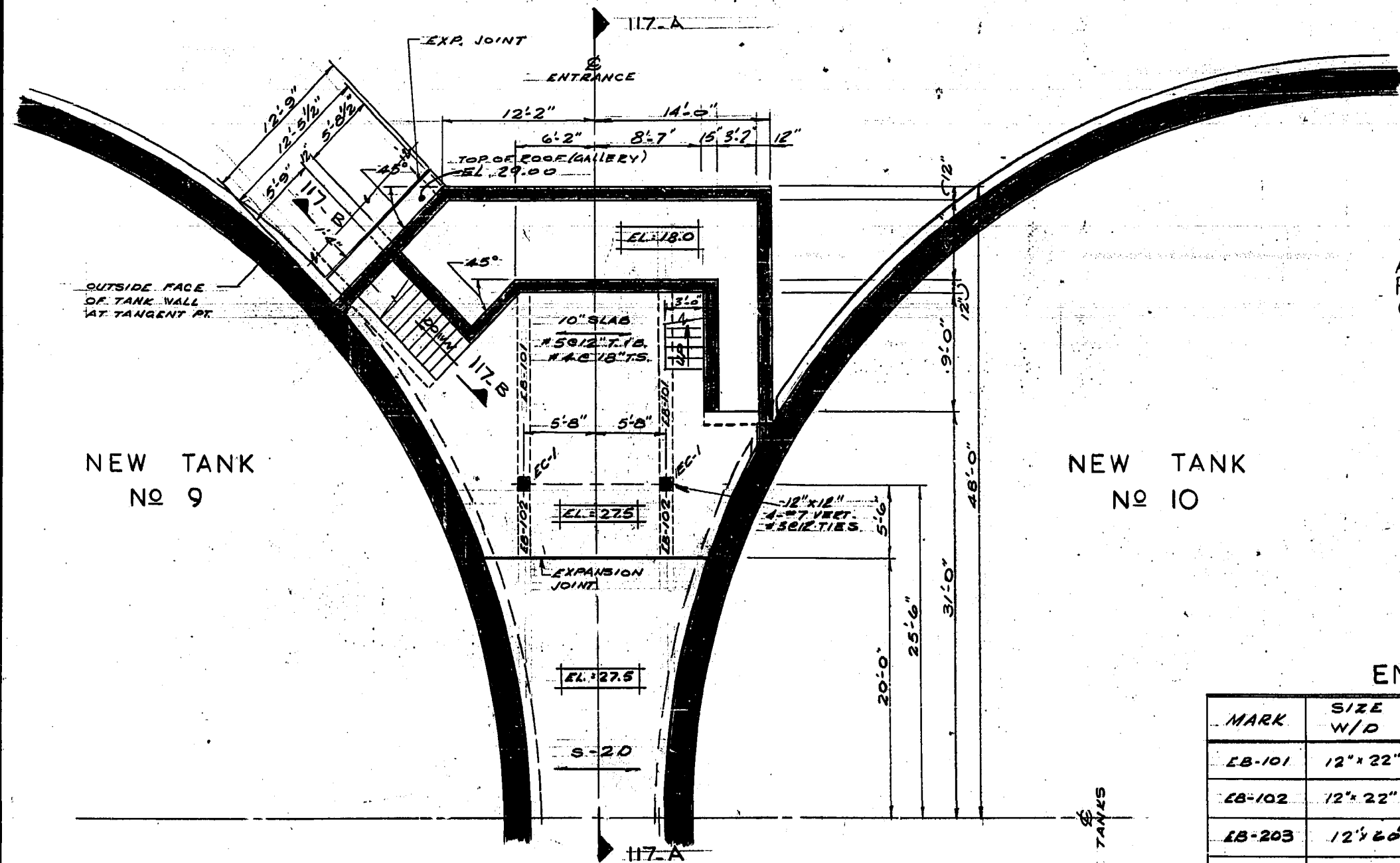


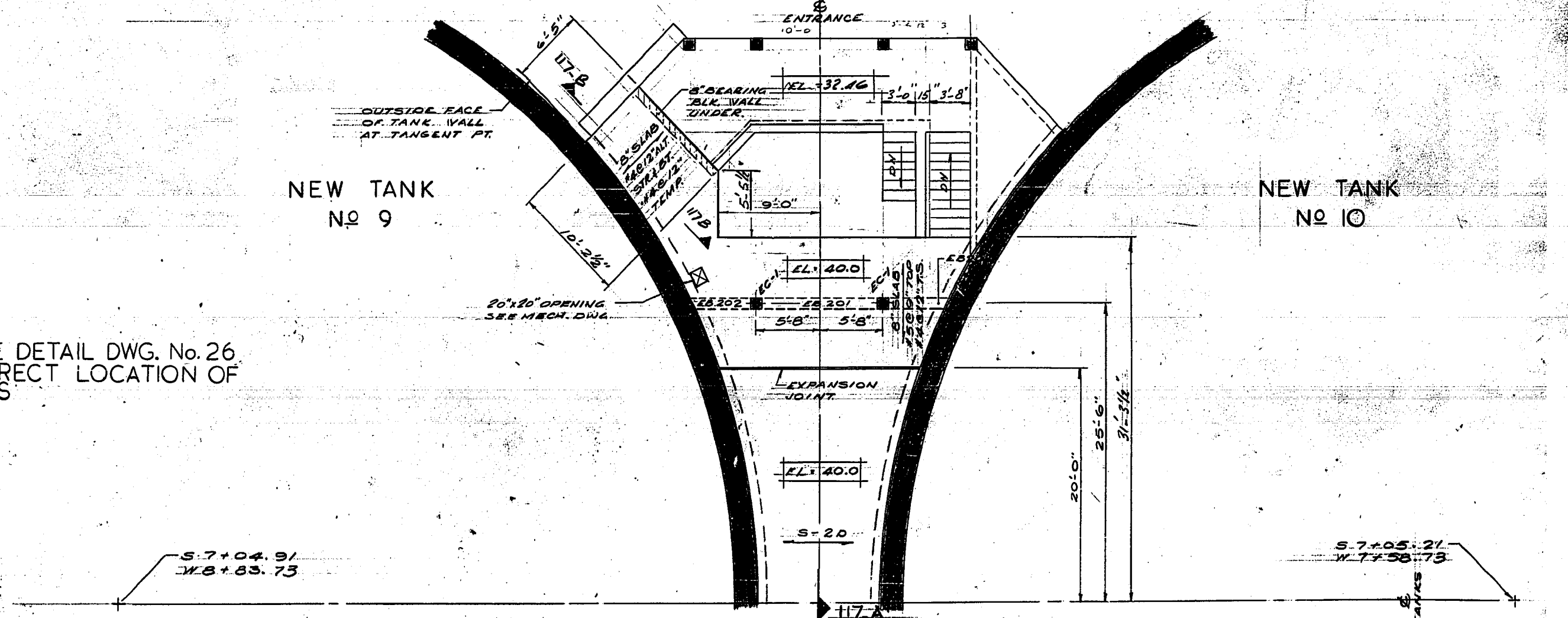
FOUNDATION PLAN AT ELEV. 18.0



FLOOR PLAN AT ELEV. 32.46



FLOOR PLAN AT ELEV. 27.5



FLOOR PLAN AT ELEV. 40.0

ALSO SEE DETAIL DWG. No. 26 FOR CORRECT LOCATION OF OPENINGS

ENTRANCE FLOOR BM. SCHEDULE

MARK	SIZE W/D	REINFORCING		STIRRUPS	TOP OF BM. ELEV.
		BOTTOM	TOP		
EB-101	12" x 22"	2-#8 2-#6	2-#6	14-585, 385 S.S. REM. @ 12"	27.5
EB-102	12" x 22"	2-#6 FROM EB-101	2-#8 FROM EB-101	D.	27.5
EB-203	12" x 20"	2-#5	2-#5	13 @ 12" O.C.	32.46
EB-201	12" x 16"	2-#6 2-#6	2-#6	14-585, 285 S.S. REM. @ 12"	40.0
EB-202	12" x 16"	2-#6	2-#6 (2 FROM EB-201)	D.	40.0

REVISIONS	
No.	DATE

THE METROPOLITAN CORPORATION OF GREATER WINNIPEG  
WATERWORKS AND WASTE DISPOSAL DIVISION

**NORTH END SEWAGE TREATMENT PLANT**  
**CONTRACT A - DIGESTION AREA**  
**STRUCTURAL - GALLERY No. 5**  
**ENTRANCE FLOOR PLANS**

APPROVED

*J. W. MacLaren*  
JAMES F. MACLAREN LIMITED  
ENGINEERS  
TORONTO

*D. R. Grimes*  
D. R. GRIMES  
REGISTERED ENGINEER

W. L. WARDROP ASSOCIATES  
(MANAGEMENT) LIMITED  
ENGINEERING CONSULTANTS WINNIPEG

DATE: MARCH 11, 1963

SCALE: 1" = 1'-0"

DWG. No. 116 OF 217

**NEP-116**

FOR ACTUAL ELEV. SUBTRACT 0.37 FT. **AS BUILT**