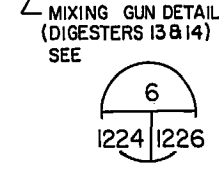
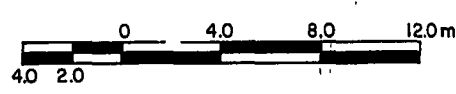
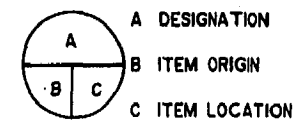


LEGEND

- EXIST. ROOF DRAIN
- NEW ROOF DRAIN
- TOD TOP OF ROOF DRAIN
- TOT TOP OF LIGHTWEIGHT CONC. TOPPING
- TOS TOP OF NEW OR EXIST. CONC. SLAB
- AH ACCESS HATCH WITH CONC. CURBS
- SW SAMPLING WELL
- GD GAS DOME
- SOB SLUDGE OVERFLOW BOX
- LP LOUVRED PENTHOUSE
- MH CONCRETE MANHOLE
- GV VENT PIPE EXTENDED WITH STEEL PIPE & GOOSENECK
- LS LIGHT STANDARD
- CA CONC. ACCESS
- PV PLUMBING VENT EXTENDED TO MEET CODE




TYPICAL ROOF CONSTRUCTION
(EXCEPT AS NOTED)
UNIT PAVING
BEARING PADS
RIGID INSULATION
SINGLE PLY ROOF MEMBRANE
CONC SLAB / LIGHTWEIGHT CONC TOPPING



FOR SHOP DRAWING INFORMATION
REFER TO THE SHOP DRAWING
CROSS REFERENCE INDEX

NO.	REVISIONS	DATE	APP.
A	REVISED TO AS CONSTRUCTED	21/12/84	[Signature]



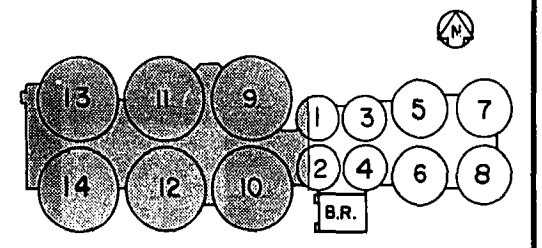
Underwood McLellan Ltd.
Consulting Engineers and Planners
GORE & STORRIE LIMITED
CONSULTING ENGINEERS

DESIGNED BY: G. ROZITIS
CHECKED BY: G. ROZITIS
APPROVED BY: [Signature]

DRAWN BY: J.R.C.
DATE: FEB./85
DATE: JUNE/85

AS CONSTRUCTED
APPROVED BY: [Signature]
DATE: 1985-03-26

THE CITY OF WINNIPEG
WORKS & OPERATIONS
DIVISION
WATERWORKS, WASTE & DISPOSAL DEPARTMENT



KEY PLAN
NORTH END WATER POLLUTION CONTROL CENTRE
SLUDGE DIGESTION EXPANSION

ROOF PLAN
WEST

RELEASED FOR CONSTRUCTION: [Signature]
DATE: 17/6/85

SCALE: AS SHOWN
DRAWING NO.: **NEP-1224**