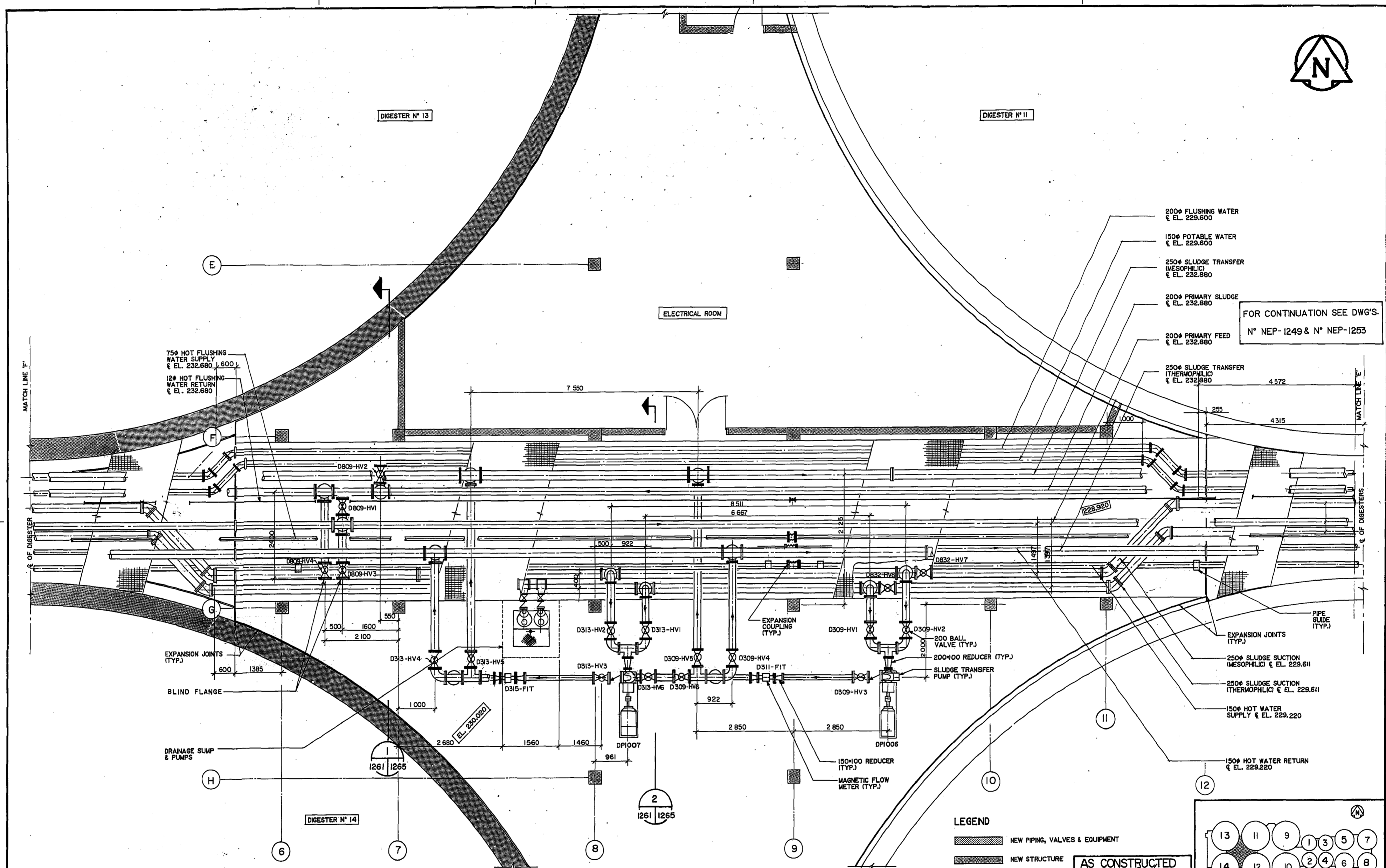




REF. or DRAWING NO. NEP-1261

DETAILS DIGESTION GALLERY No. 6 Process (LEVEL 230.020) PLAN



FOR CONTINUATION SEE DWG'S. N° NEP-1249 & N° NEP-1253

75# HOT FLUSHING WATER SUPPLY & EL. 232.680  
12# HOT FLUSHING WATER RETURN & EL. 232.680

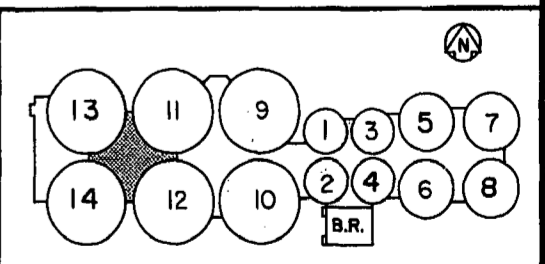
200# FLUSHING WATER & EL. 229.800  
150# POTABLE WATER & EL. 229.800  
250# SLUDGE TRANSFER (MESOPHILIC) & EL. 232.880  
200# PRIMARY SLUDGE & EL. 232.880  
200# PRIMARY FEED & EL. 232.880  
250# SLUDGE TRANSFER (THERMOPHILIC) & EL. 232.880

EXPANSION JOINTS (TYP.)  
BLIND FLANGE

DRAINAGE SUMP & PUMPS

LEGEND  
NEW PIPING, VALVES & EQUIPMENT  
NEW STRUCTURE

AS CONSTRUCTED  
APPROVED BY: [Signature]  
DATE: 1/22/85

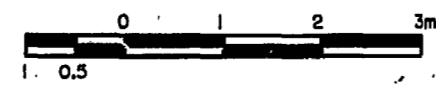


PLAN AT ELEV. 233.000

FOR SHOP DRAWING INFORMATION REFER TO THE SHOP DRAWING CROSS REFERENCE INDEX

"TO OBTAIN PLANT DATUM SUBTRACT 221.764 METRES"

A DESIGNATION  
B ITEM ORIGIN  
C ITEM LOCATION



NO	REVISIONS	DATE	APP.
A	REVISED TO AS CONSTRUCTED	1/22/85	[Signature]

REGISTERED PROFESSIONAL ENGINEER  
G. G. POWELL  
PROVINCE OF ONTARIO  
A.P.E.M.-112-84(R)  
EXP. DATE: 85-10-15  
ENGINEER'S SEAL

Underwood McLellan Ltd.  
Consulting Engineers and Planners  
GORE & STORRIE LIMITED  
CONSULTING ENGINEERS  
DESIGNED BY: J. CHENG  
DRAWN BY: S.C. S.N.  
CHECKED BY: J. CHENG  
DATE: JUNE / 85  
APPROVED BY: [Signature]  
DATE: JUNE / 85

THE CITY OF WINNIPEG  
WORKS & OPERATIONS DIVISION  
WATERWORKS, WASTE & DISPOSAL DEPARTMENT

NORTH END WATER POLLUTION CONTROL CENTRE  
SLUDGE-DIGESTION EXPANSION  
DIGESTION GALLERY No. 6  
PROCESS (LEVEL 230.020)  
PLAN  
RELEASED FOR CONSTRUCTION: [Signature]  
DATE: 17/6/85  
SCALE: AS NOTED  
DRAWING NO.: NEP-1261