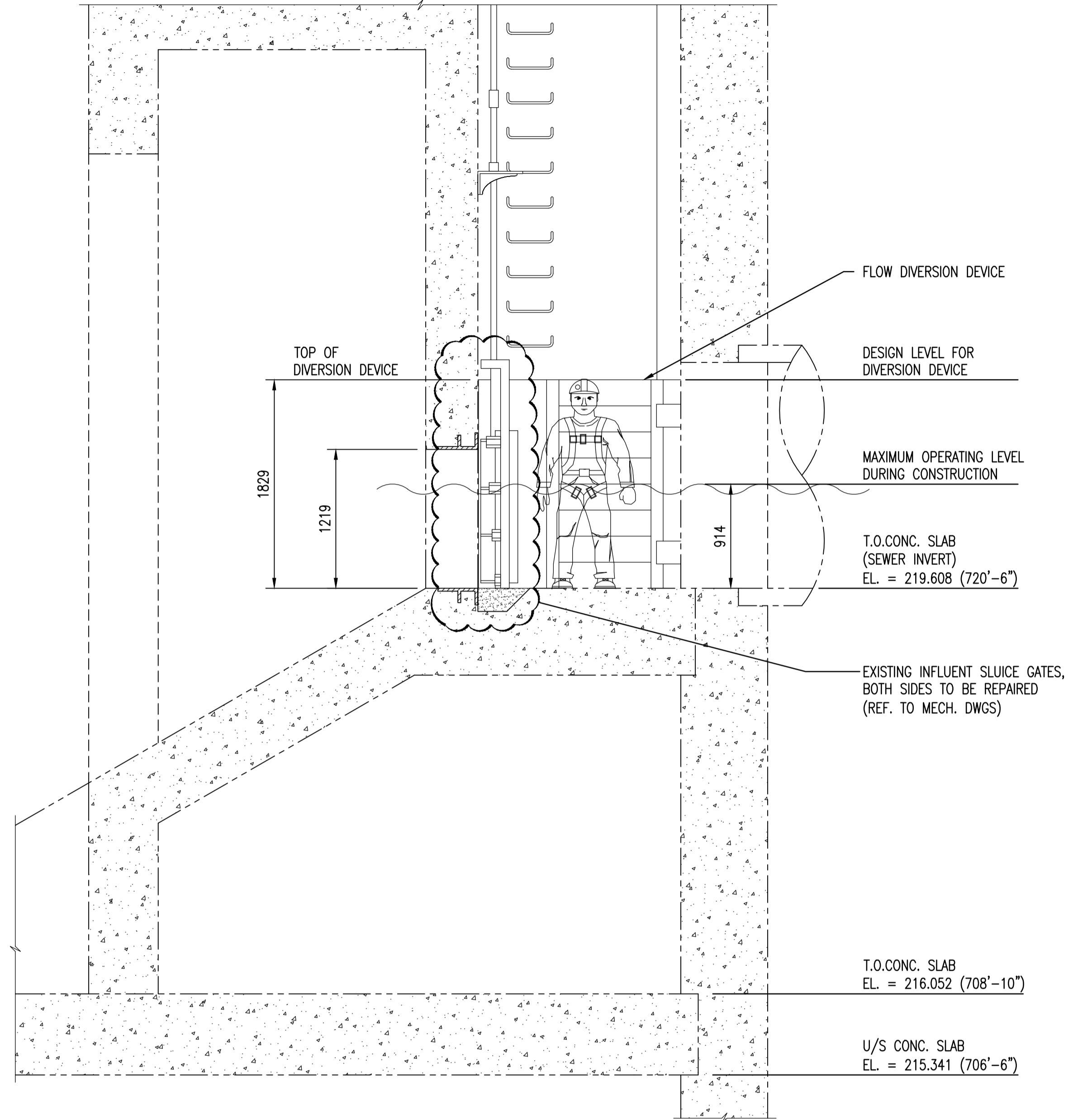


PLAN AT EL. 219.608 (720'-6")
SCALE: 1 : 30



SECTION - ABOVE EL. 219.608 (720'-6")
SCALE: 1 : 30

NOTES:

- SEE DRAWING 1-0102G-S0010 & 1-0102G-S0011 FOR GENERAL NOTES.
- THE CONTRACTOR IS RESPONSIBLE FOR DESIGN AND INSTALLATION OF A SUITABLE FLOW DIVERSION DEVICE TO MEET DRY WEATHER FLOW REQUIREMENTS. THE DEVICE SHALL GENERALLY CONFORM TO THE CONFIGURATION SHOWN, BUT MAY BE MODIFIED TO SUIT THE CONTRACTOR'S EXECUTION PLAN AND METHODOLOGY.
- THE FLOW DIVERSION DEVICE SHALL ALLOW FOR ISOLATION OF EITHER INFLUENT SLUICE GATE.
- THE FIXED FRAME COMPONENTS SHALL BE LEFT IN PLACE FOR FUTURE USE. TURN OVER THE REMOVABLE DIVERTER TO THE CITY.
- UTILIZE 316 S.S. FOR ALL PERMANENT FIXED FRAME COMPONENTS.
- THE CONTRACTOR SHALL SUBMIT SHOP DRAWINGS FOR THE FLOW DIVERSION DEVICE SEALED BY A PROFESSIONAL ENGINEER REGISTERED IN MANITOBA, FOR REVIEW AND APPROVAL.
- ALL ANCHORAGE FOR PERMANENT FIXED FRAME COMPONENTS SHALL UTILIZE S.S. EPOXY ANCHORS FOR MINIMUM 30 YEARS DESIGN LIFE IN INTENDED SERVICE CONDITIONS.

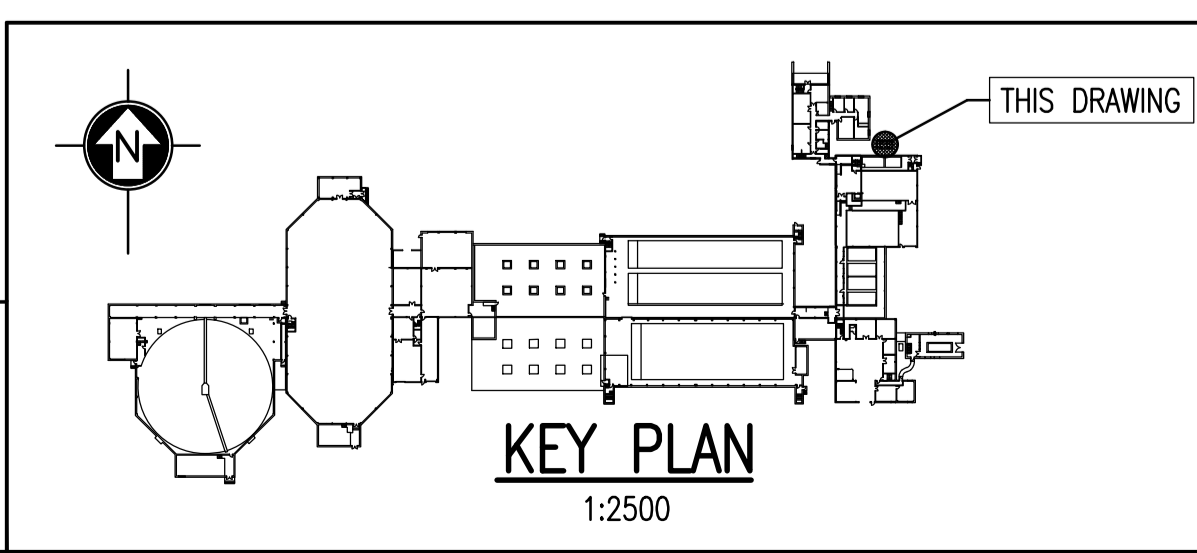
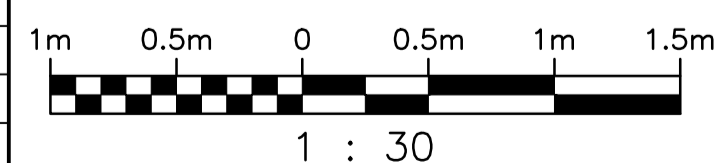
KEY WET WELL LEVELS

LEVEL		DESCRIPTION
GEODETIC	DCS	
221.437	3.97	DESIGN LEVEL FOR DIVERSION DEVICE
220.522	3.05	MAX. OPERATING LEVEL DURING WORK
220.370	2.90	START SECOND DUTY PUMP
219.970	2.50	PUMP LEVEL SETPOINT
219.608	2.14	SEWER INVERT
219.470	2.00	STOP FIRST DUTY PUMP

WARNING

THE INDICATED OPERATING LEVELS REQUIRE MODIFICATIONS TO THE CITY'S NORMAL OPERATING SETPOINTS. CONFIRM CHANGES ARE COMPLETE PRIOR TO CONSTRUCTION.

DRAWING NUMBER	REFERENCE DRAWINGS
SEP-35	PUMP & SCREEN BLDG. STRUCTURAL CAST-IN-SITU ALT. SECTION
SEP-34	PUMP & SCREEN BLDG. STRUCTURAL CAST-IN-SITU ALTERNATIVE PLANS
SEP-29	PUMP & SCREEN BLDG. STRUCTURAL INTAKE STRUCTURAL DETAILS
SEP-19	PUMP & SCREEN BLDG. ARCH. FLOOR PLANS ELEV. 709',715',733',755'
SEP-03	STRUCT. TYP. PILE CAPS, CONCRETE DETAILS & GENERAL NOTES



NO.	REVISIONS	DATE	DESIGN	CHECK
00	ISSUED FOR TENDER	2010/10/01	DSS	RCB

SNC-LAVALIN INC.
148 Nature Park Way
Winnipeg, MB, Canada R3P 0X7
204-786-8080

DESIGNED BY: D. S. SIDHU
DRAWN BY: B. F. DICKSON
SCALE: 1:30
DATE: 2010/01/22
CONSULTANT NO.: 112577-0112-42DD-0033

CHECKED BY: R. C. BEAN
APPROVED BY: C. J. REIMER
RELEASED FOR CONSTRUCTION BY: J. VEILLEUX
DATE: 2010/10/01

ENGINEER'S SEAL

ORIGINAL DRAWING SEALED BY:
D. S. SIDHU
SNC-LAVALIN INC.
MEMBER #24837
2010/10/01
REV. 00

THE CITY OF WINNIPEG
WATER AND WASTE DEPARTMENT

SOUTH END WATER POLLUTION CONTROL CENTRE
HEADWORKS UPGRADES
PLAN & SECTION
INFLUENT SLUICE GATE REFURBISHMENT
DIVERSION DEVICE

CITY DRAWING NUMBER: 1-0102G-S0013
SHEET: 001
REV.: 00
SIZE: A1