
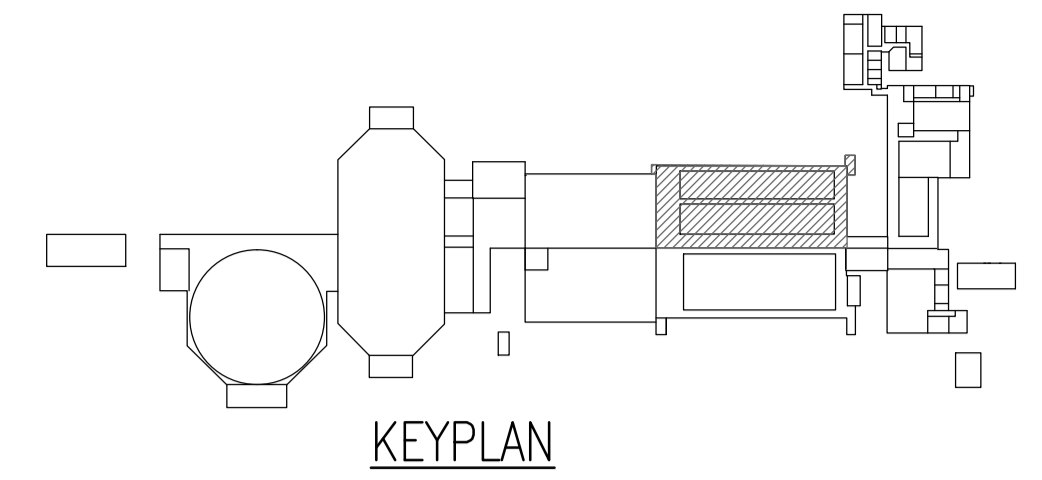



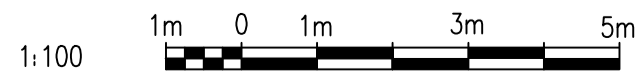
CONSTRUCTION NOTES	
1	SEAL CONDUIT AS PER CSA 22.1 SECTION 22-302(2).

ROOM DETAILS			
ROOM ID	HEIGHT	CEILING TYPE	REF DWG
P116	10.57m	STAIRWELL - METAL CLADDING	SEP-054
P121	14.78m	STAIRWELL - CONCRETE	SEP-054



CONTINUED ON 1-0102P-E0002  
**PRIMARY CLARIFIERS 1 & 2**

NOTES:  
 1. DEVICE TAGS ARE SHOWN IN SHORTHAND NOTATION. FULL DEVICE TAG FORMAT IS FAS-Pxxx-yyy, WHERE xxx IS THE ROOM NUMBER, AND yyy IS THE DEVICE IDENTIFIER.



NO.	REVISIONS	DATE	DESIGN	CHECK
00	ISSUED FOR TENDER, BID OPP. 209-2011	2011/03/11	EFB	CJR

**SNC-LAVALIN INC.**  
 148 Nature Park Way  
 Winnipeg, MB, Canada R3P 0X7  
 204-786-8080

DESIGNED BY: E. BOHNCKE  
 CHECKED BY: C. REIMER  
 DRAWN BY: E. BOHNCKE  
 APPROVED BY: C. REIMER  
 SCALE: 1:100  
 RELEASED FOR CONSTRUCTION BY: N. HARRINGTON  
 DATE: 2009/03/20  
 DATE: 2011/03/11  
 CONSULTANT NO.: 112577-0101-47DD-0041

ENGINEER'S SEAL  
 ORIGINAL DRAWING  
 SEALED BY:  
 C. J. REIMER  
 SNC-LAVALIN  
 MEMBER #21968  
 2011/03/25  
 REV. 00

**THE CITY OF WINNIPEG**  
 WATER AND WASTE DEPARTMENT

SOUTH END WATER POLLUTION CONTROL CENTRE  
 FIRE ALARM UPGRADE  
 PLAN LAYOUT  
 FIRE ALARM - PRIMARY CLARIFIERS  
 CLARIFIERS 1 & 2

CITY DRAWING NUMBER: **1-0102P-E0001** SHEET REV. SIZE: **001 00 A1**

1-0102P-E0014	ELECTRICAL CLASSIFICATION PLAN
1-0102A-E0001	FIRE ALARM LEGEND AND DETAILS
DRAWING NUMBER	REFERENCE DRAWINGS