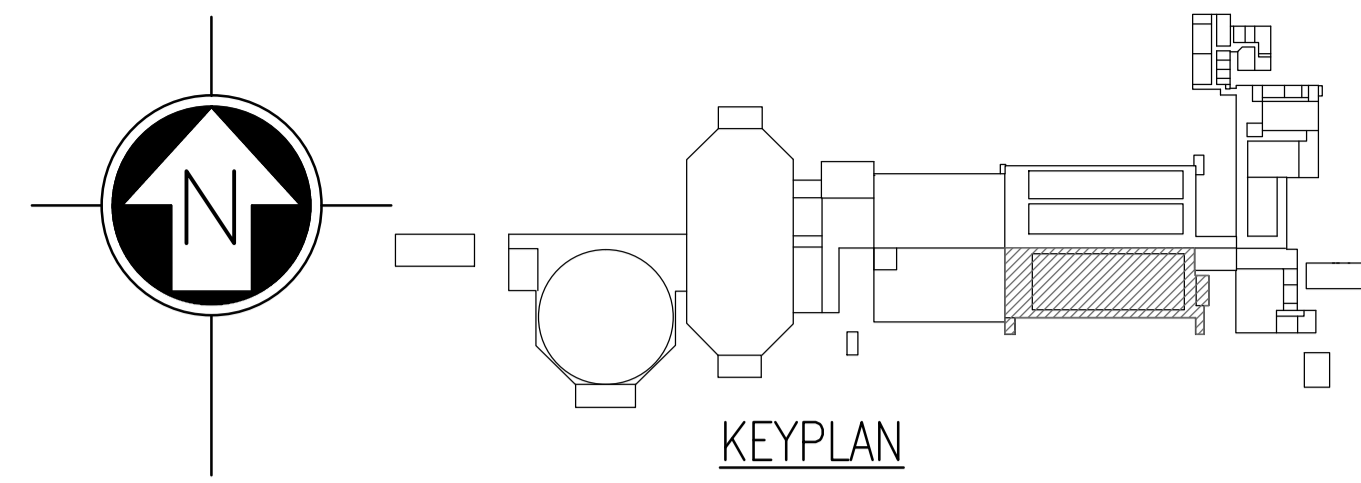



ROOM DETAILS			
ROOM ID	HEIGHT	CEILING TYPE	REF DWG
P129	3.06m	CONCRETE	SEP-258
P131	8.53m	STAIRWELL - CONCRETE	SEP-252
P133	16.29m	STAIRWELL	SEP-252

CONSTRUCTION NOTES	
①	SEAL CONDUIT AS PER CSA 22.1 SECTION 22-302(2).

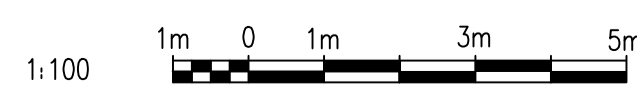


CONTINUED ON 1-0102P-E0001



PRIMARY CLARIFIER 3

NOTES:
 1. DEVICE TAGS ARE SHOWN IN SHORTHAND NOTATION. FULL DEVICE TAG FORMAT IS FAS-Pxxx-yyy, WHERE xxx IS THE ROOM NUMBER, AND yyy IS THE DEVICE IDENTIFIER.



NO.	REVISIONS	DATE	DESIGN	CHECK
00	ISSUED FOR TENDER, BID OPP. 209-2011	2011/03/11	EFB	CJR

SNC-LAVALIN INC.
 148 Nature Park Way
 Winnipeg, MB, Canada R3P 0X7
 204-798-8080

DESIGNED BY: E. BOHNCKE
 CHECKED BY: C. REIMER
 DRAWN BY: E. BOHNCKE
 APPROVED BY: C. REIMER
 SCALE: 1:100
 RELEASED FOR CONSTRUCTION BY: N. HARRINGTON
 DATE: 2009/03/20
 DATE: 2011/03/11
 CONSULTANT NO.: 112577-0101-47DD-0042

ENGINEER'S SEAL
 ORIGINAL DRAWING
 SEALED BY:
 C. J. REIMER
 SNC-LAVALIN
 MEMBER #21968
 2011/03/25
 REV. 00

THE CITY OF WINNIPEG
 WATER AND WASTE DEPARTMENT

SOUTH END WATER POLLUTION CONTROL CENTRE
 FIRE ALARM UPGRADE
 PLAN LAYOUT
 FIRE ALARM - PRIMARY CLARIFIERS
 CLARIFIER 3

CITY DRAWING NUMBER: 1-0102P-E0002
 SHEET: 001
 REV.: 00
 SIZE: A1

1-0102P-E0014	ELECTRICAL CLASSIFICATION PLAN
1-0102A-E0001	FIRE ALARM LEGEND AND DETAILS
DRAWING NUMBER	REFERENCE DRAWINGS