PRELIMINARY
Not For Construction

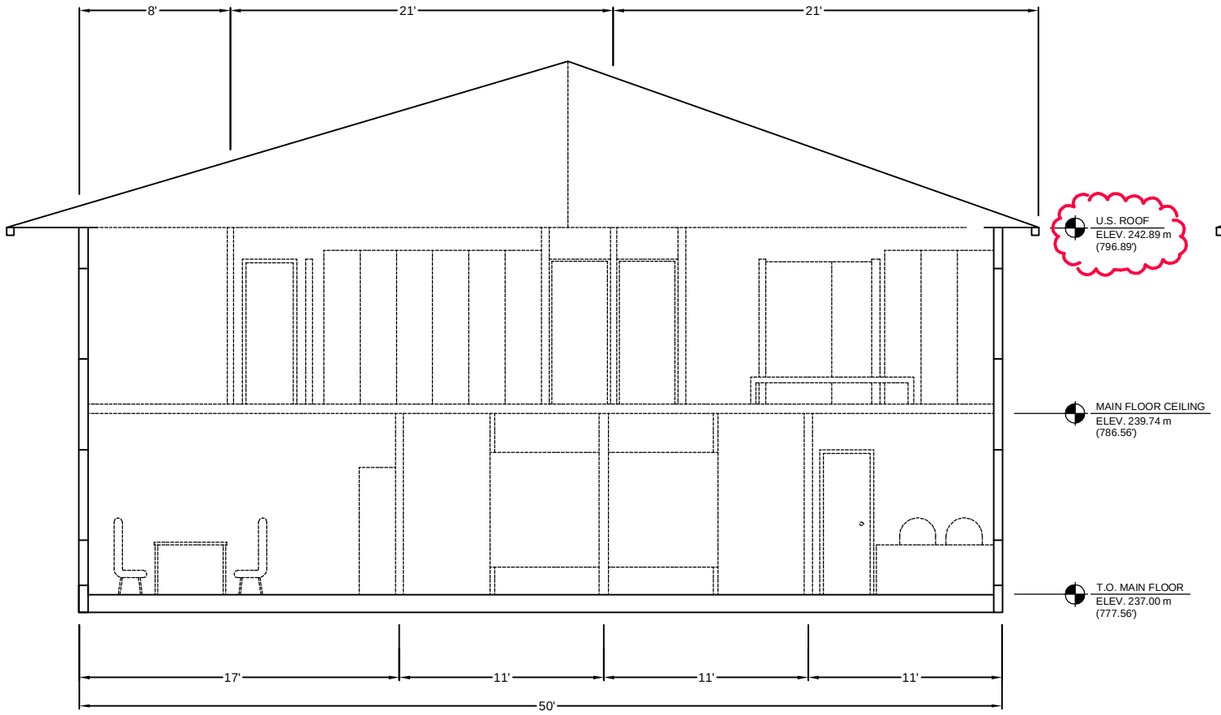

A - SECTION

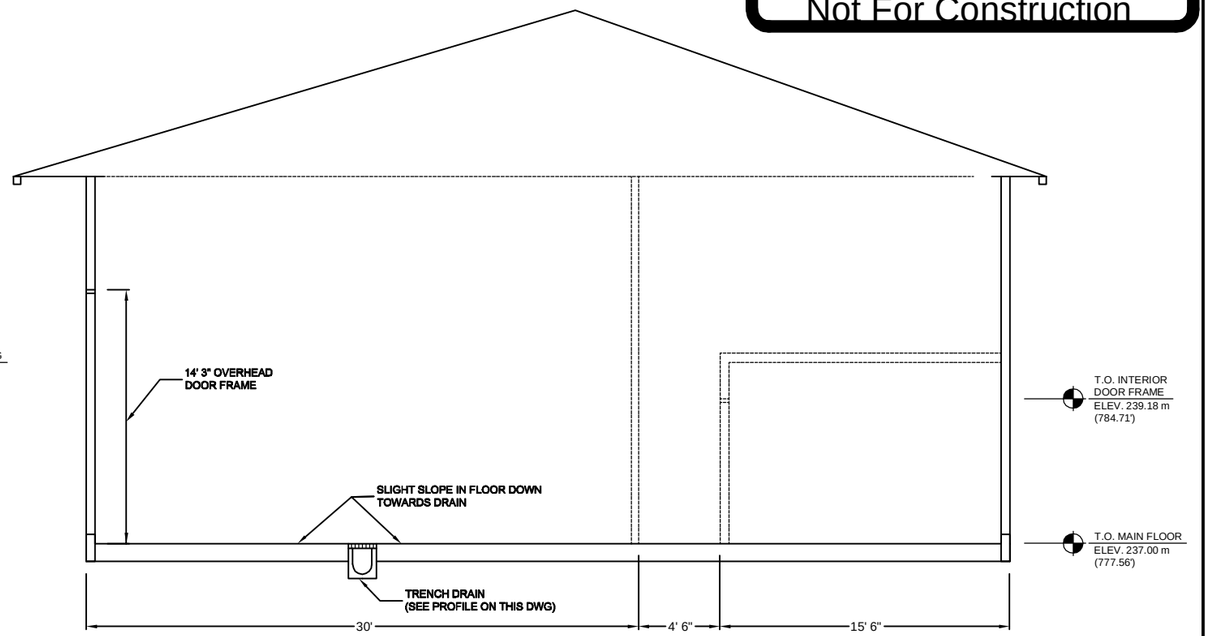

B - SECTION

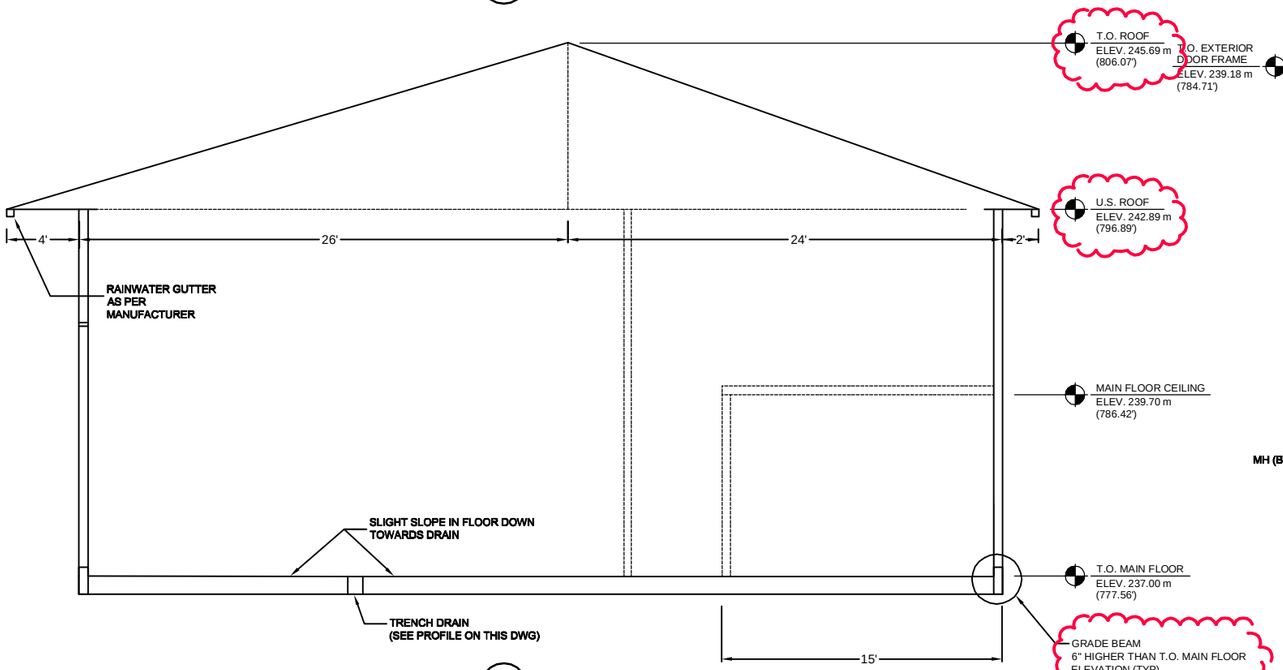

C - SECTION

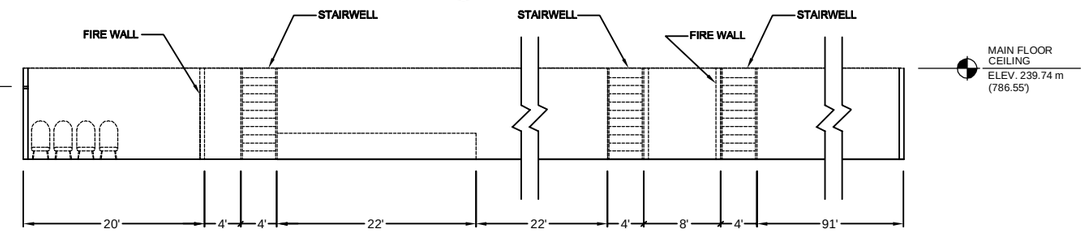

D - SECTION

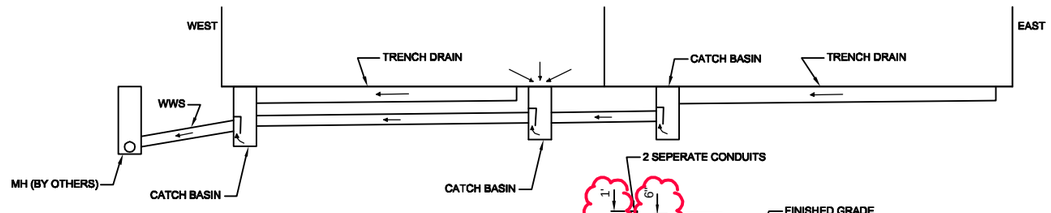

- - TRENCH DRAIN PROFILE

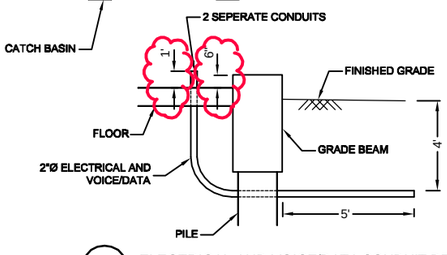

- - ELECTRICAL AND VOICE/DATA CONDUIT DETAIL

NOTE:
2" COPPER WATER CONNECTION PIPE TO HAVE 8' OF COVER

EXISTING	LEGEND – PLAN	PROPOSED	EXISTING	LEGEND – PLAN	PROPOSED	EXISTING	LEGEND – PLAN	PROPOSED
150 mm W.M.	WATERMAIN	150 mm W.M.		HYDRO			LIGHT STANDARD	
	HYDRANT			M.T.S.			ANCHOR	
	VALVE			CONCRETE		H	POLE	
300mm L.D.S.	LAND DRAINAGE SEWER	300mm L.D.S.		ASPHALT		391.0	CONTOURS	
250mm W.W.S.	WASTEWATER SEWER	250mm W.W.S.		PROPERTY LINE			RAIL X-ING SIGNAL	
	MANHOLE			SURVEY BAR			℄ RAILWAY TRACK	
	CATCH BASIN		232.750	ELEVATION			DITCH	
	CURB INLET		500ø	TREE				
	JUNCTIONS			ANODE				
	CULVERT			CONCRETE SIDEWALK				
	GAS			FENCE				

B.M.
ELEV.

NO.	REVISIONS	DATE	BY
1	ADJUSTED U.S. ROOF ELEVATION, ADDED GRADE BEAMS/NOTE, REVISED DETAIL	11.10.20	CJH

DESIGNED BY	AMC	CHECKED BY	
DRAWN BY	CJH	APPROVED BY	
SCALE:		RELEASED FOR CONSTRUCTION BY:	
DATE		DATE	

ENGINEER'S SEAL

CONSULTANT DRAWING NO.

Winnipeg

THE CITY OF WINNIPEG
WATER AND WASTE DEPARTMENT
ENGINEERING DIVISION

WINNIPEG DRINKING WATER TREATMENT PLANT

CIVIL MAINTENANCE/AQUEDUCT STORAGE BUILDING
SECTION VIEWS

CITY FILE NUMBER

SHEET 3 OF 4

CITY DRAWING NUMBER
1-0601B-B0062-001