PRELIMINARY
Not For Construction

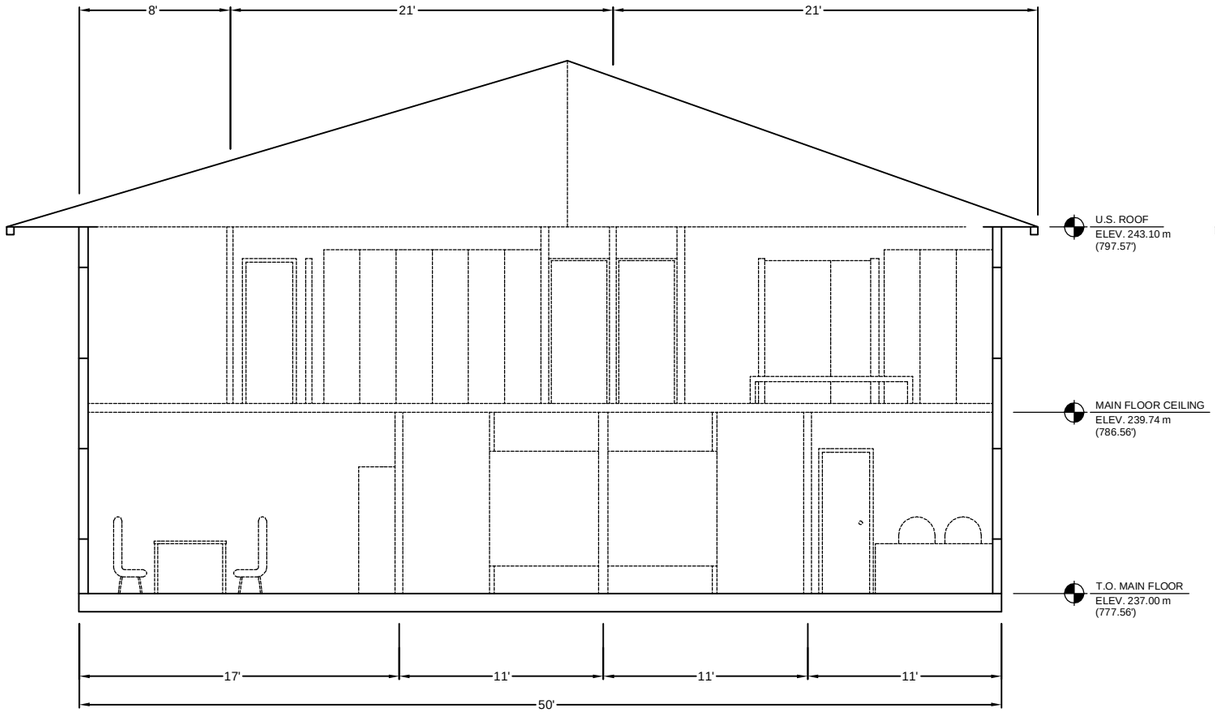

A - SECTION

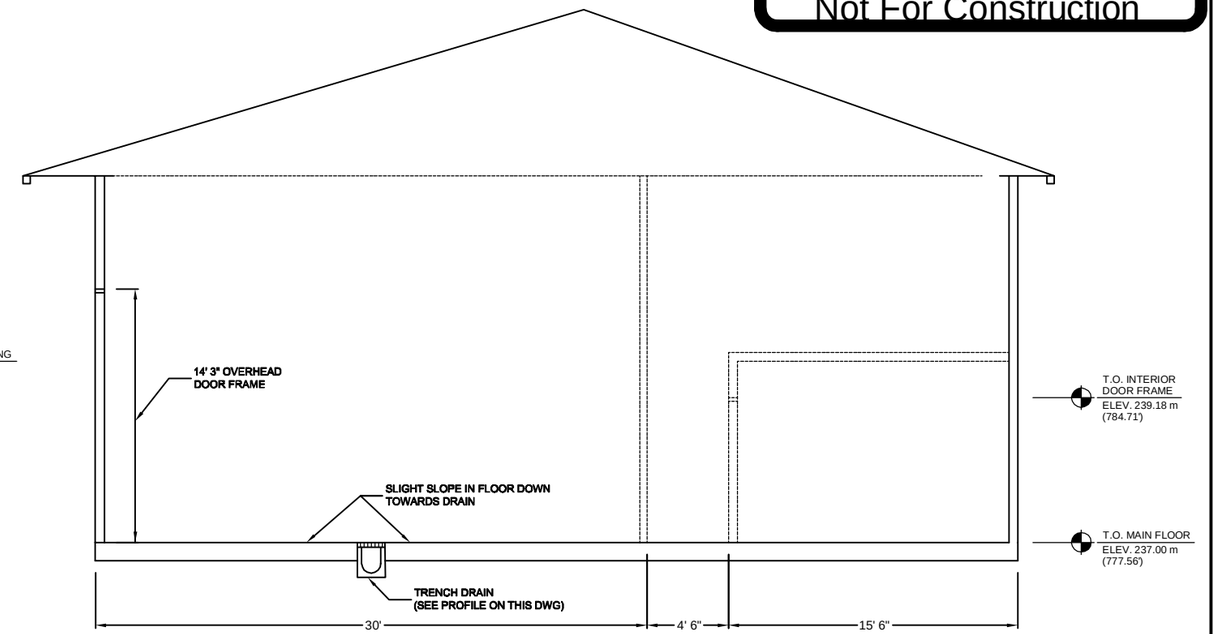

B - SECTION

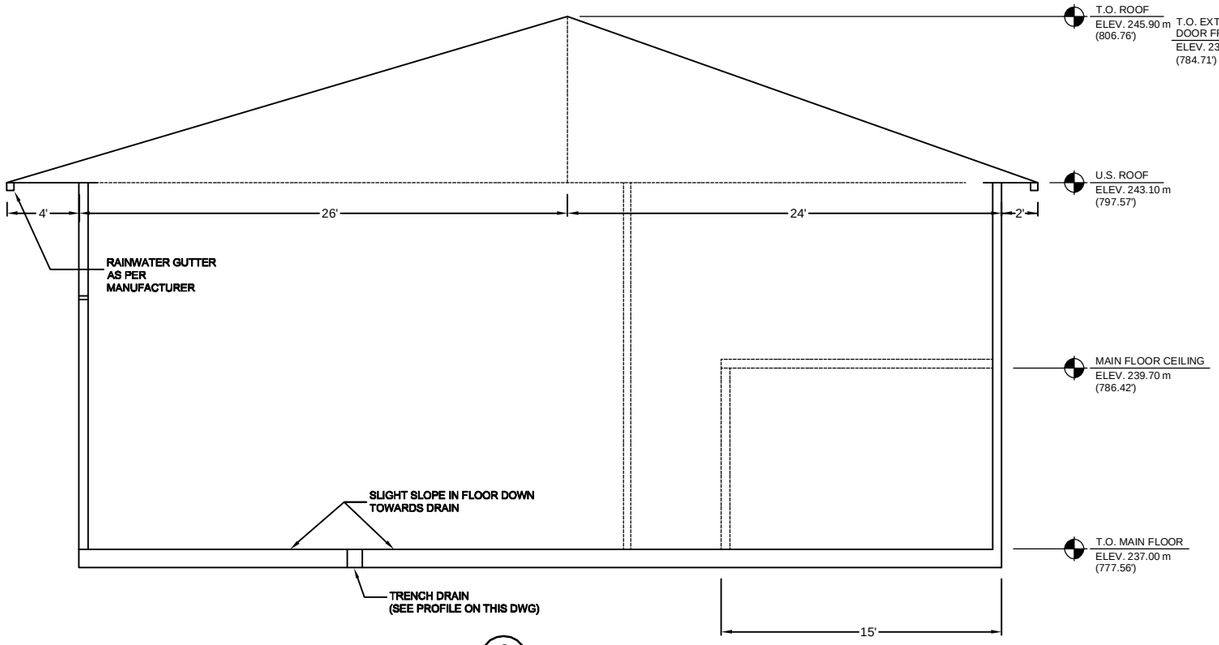

C - SECTION

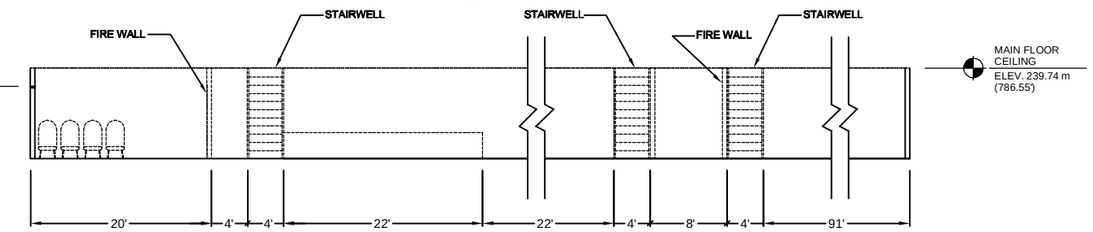

D - SECTION

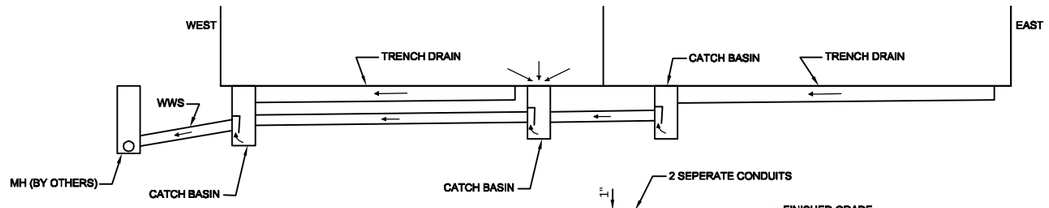

- - TRENCH DRAIN PROFILE

AND

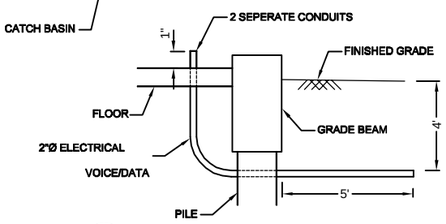

NOTE:
2" COPPER WATER CONNECTION PIPE TO HAVE 8' OF COVER

- - ELECTRICAL AND VOICE/DATA CONDUIT DETAIL

EXISTING	LEGEND – PLAN	PROPOSED	EXISTING	LEGEND – PLAN	PROPOSED	EXISTING	LEGEND – PLAN	PROPOSED
150 mm W.M.	WATERMAIN	150 mm W.M.		HYDRO			LIGHT STANDARD	
	HYDRANT			M.T.S.			ANCHOR	
	VALVE			CONCRETE			POLE	
300mm L.D.S.	LAND DRAINAGE SEWER	300mm L.D.S.		ASPHALT		591.0	CONTOURS	
250mm W.W.S.	WASTEWATER SEWER	250mm W.W.S.		PROPERTY LINE			RAIL X-ING SIGNAL	
	MANHOLE			SURVEY BAR			℄ RAILWAY TRACK	
	CATCH BASIN		232.750	ELEVATION			DITCH	
	CURB INLET		500ø	TREE				
	JUNCTIONS			ANODE				
	CULVERT			CONCRETE SIDEWALK				
	GAS			FENCE				

B.M.
ELEV.

NO.	REVISIONS	DATE	BY

DESIGNED BY: AMC
CHECKED BY:
DRAWN BY: CJH
APPROVED BY:
SCALE:
RELEASED FOR CONSTRUCTION BY:
DATE
DATE

ENGINEER'S SEAL

CONSULTANT DRAWING NO.

Winnipeg
THE CITY OF WINNIPEG
WATER AND WASTE DEPARTMENT
ENGINEERING DIVISION

WINNIPEG DRINKING WATER TREATMENT PLANT

CIVIL MAINTENANCE/AQUEDUCT STORAGE BUILDING
SECTION VIEWS

CITY FILE NUMBER
SHEET 3 OF 4
CITY DRAWING NUMBER
1-0601B-B0062-001