D SIZE 22" x 34" (559mm x 864mm)

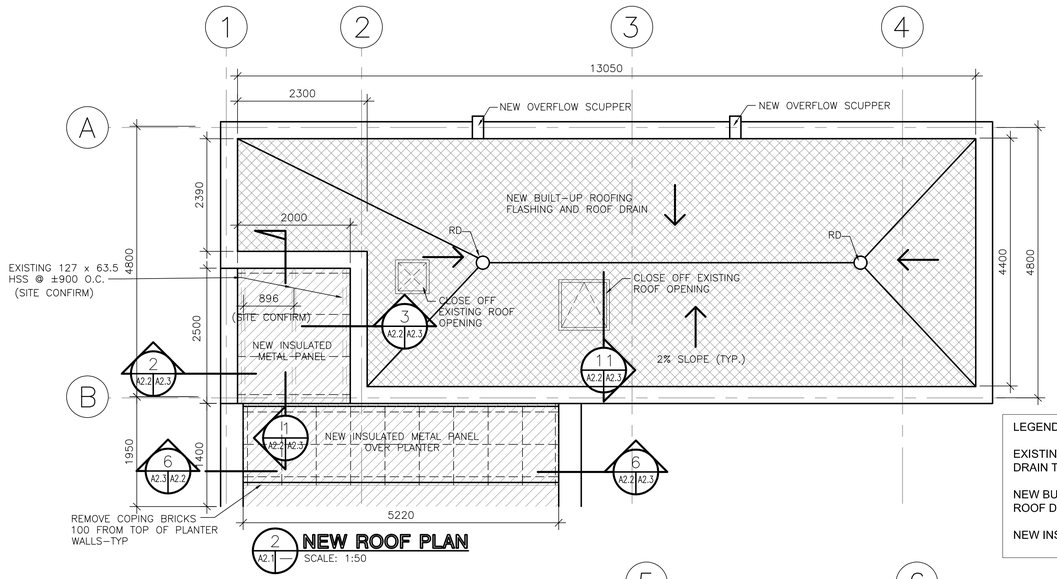

2 A2.1 **NEW ROOF PLAN**
SCALE: 1:50

SCOPE OF WORKS:

1. REMOVE EXISTING ROOFING AND FLASHING AS SHOWN IN DEMOLITION PLAN.
2. GRADE EXISTING PLANTERS, REMOVE VEGETATION AND TOP WITH 150 THK. CRUSHED ROCKS.
3. REMOVE FRONT COPING BRICKS, 100 FROM TOP TO CREATE SLOPE FOR NEW ROOFING
4. REMOVE EXISTING SKYLIGHT. (EXISTING SKYLIGHT TO BE REPLACED WITH INSULATED STEEL PANELS)
5. PROVIDE NEW BUILT-UP ROOFING C/W FLASHINGS, ROOF DRAINS AND NEW SCUPPERS AS SHOWN IN THE NEW ROOF PLAN AND SECTION DETAILS.
6. CLOSE OFF EXISTING ROOF OPENINGS FROM EXISTING ROOF SLAB AND REMOVE EXISTING ACCESS LADDER TO ROOF OPENING.
7. REPLACE SKYLIGHTS WITH INSULATED METAL PANELS.
8. PROVIDE INSULATED METAL PANELS ROOFING OVER PLANTERS.
9. PROVIDE NEW ENTRY DOOR AND GLAZING & ALUM FACINGS AT MAIN ENTRANCE.
10. REPAIR EXISTING CONCRETE STAIRS.
11. REPAIR PLANTER JOINTS AND CRACKS.

LEGEND:

- EXISTING ROOFING, FLASHING AND ROOF DRAIN TO BE REMOVED
- NEW BUILT UP ROOFING / FLASHING AND ROOF DRAIN
- NEW INSULATED METAL PANELS

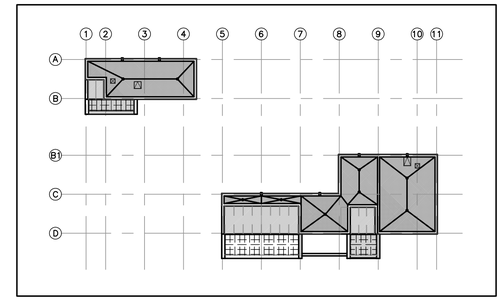

KEY PLAN NTS

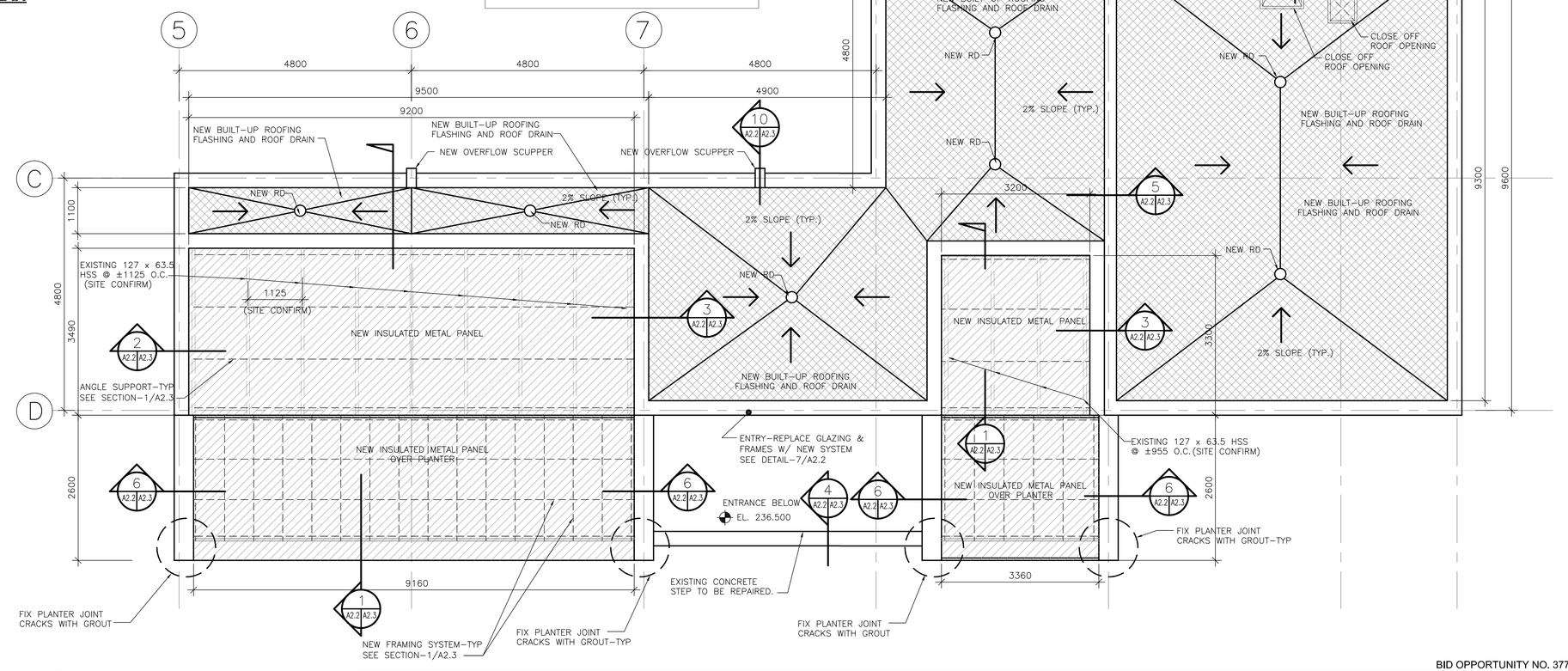

1 A2.2 **NEW ROOF PLAN**
SCALE: 1:50

OUTLINE SPECIFICATIONS

Deacon Booster Pumping Station - Building Envelope
Hi-way 207, Access Rd.,57082
Springfield, Manitoba

Outline Specifications - Architectural
January 27, 2011

DIVISION 03 CONCRETE

- **Repair of concrete stair:**
  - Remove unsound concrete to expose sound concrete.
  - Form to original profile and install repair mortar - Meadow-Crete H by W.R. Meadows (strictly follow manufacturer's instructions)
  - Install non-slip nosing - "Supergrit" safety treads Type 231BF

- **Closing Roof Openings::**
- Forming: conforming to NBCC, CSA A23.1, CSA S269.1, CSA S269.3.
- Reinforcing steel: work conforming to CSA A23.1 and CSA A23.3 material conforming to CAN/CSA-G30.18, Grade 400.
- Concrete: provide and perform work in accordance with Alternative Method (1) Performance to CSA 23.1.
- Testing: test concrete in accordance with CSA A23.2.
- Concrete type: minimum compressive strength at 28 days 30 MPa, exposure class N.
- Concrete cover and tolerances: provide cover and tolerances in accordance with CSA A23.1.

DIVISION 05 METALS

- Steel work: conforming to CSA S16.
- Support framing: steel shapes conforming to CAN/CSA G40.21, type W, minimum 300 MPa.
- Welding materials: conforming to CSA W59.
- Welding: by CWB certified firm to CSA W47.1 requirements.
- Anchors: use adhesive anchors where close to edges of concrete members.
- Verify all site dimensions prior to fabrication.
- Finishing: surface preparation to SSPC SP 6; acceptable primer
- ICI DevGuard 4160 Structural Primer at 2 to 2.5 mils DFT.
- Repair and touch-up paint any damaged items.

DIVISION 07 THERMAL & MOISTURE PROTECTION

- **Roof Assembly 1:**
  - 2-ply modified bituminous membrane, cap sheet and base sheet
  - Protection board
  - 6" type '4' polystyrene insulation
  - Sloped EPS insulation as required
  - 2-ply mopped-on air-vapour barrier
  - Existing concrete deck

- **Roof Assembly 2:**
  - Composite panel "Kingspan" - KS 39 RW High Rib 4" or equal
  - Composite Panel "Kingspan" - KS 39 RW High Rib 1-9/16" or equal

- **Flashings:**
  - 26 gauge, pre finish steel

- **Scuppers:**
  - 24 gauge, pre finish steel

- **Roof drains:**
  - Thaler #RD-IC-6 Vandalproof copper roof drain

DIVISION 08 OPENINGS

- **Aluminum Vestibule Exterior:**
  - Aluminum Curtain Wall:

Doors: Kawneer: 'Insulclad 560', or equal
Glazing: Dual HS, Soft-coat low-E coating, Tempered (Door only)
Framing System: Kawneer 1600 - series 1, 6", or equal; #40 Bronze Finish
Aluminum head & sill flashing - #40 Bronze Finish
Self-adhesive membrane AVB tie-in
Sprayed in Polyurethane foam in shim spaces
- Spandrel: Flat stock aluminum each side on 19 mm plywood

PROVINCE OF MANITOBA — NEIL COOPER ARCHITECT INC. No.090 — APPROVED ARCHITECTURAL CORPORATION

LOCATION APPROVED
UNDERGROUND STRUCTURES

SUPR. U/G STRUCTURES COMMITTEE — DATE

NOTE:
LOCATION OF UNDERGROUND STRUCTURES AS SHOWN ARE BASED ON THE BEST INFORMATION AVAILABLE. BUT NO GUARANTEE IS GIVEN THAT ALL EXISTING UTILITIES ARE SHOWN OR THAT THE GIVEN LOCATIONS ARE EXACT. CONFIRMATION OF EXISTENCE AND EXACT LOCATION OF ALL SERVICES MUST BE OBTAINED FROM THE INDIVIDUAL UTILITIES BEFORE PROCEEDING WITH CONSTRUCTION.

NO.	REVISIONS	YY/MM/DD	BY
00	ISSUED FOR TENDER	11/05/03	AL

Neil Cooper Architect Inc.
10-395 Berry Street, Winnipeg, Manitoba R3J 1N6
Phone (204) 885-3855 Fax (204) 831-7148

DESIGNED BY	NC	CHECKED BY	NC
DRAWN BY	AG/AL	APPROVED BY	NC
HOR. SCALE	1:50	RELEASED FOR CONSTRUCTION BY: ORIG SIGNED: JESSICA McCOMBE	
VERT. SCALE	1:50		
DATE		DATE	03 MAY 2011

PROFESSIONAL'S SEAL
PROVINCE OF MANITOBA — NEIL COOPER — MAY 03 2011 — REGISTERED ARCHITECT

CONSULTANT DRAWING NO.
A2.2

BID OPPORTUNITY NO. 377-2011

Winnipeg

THE CITY OF WINNIPEG
WATER AND WASTE DEPARTMENT

DEACON BOOSTER PUMPING STATION BLDG UPGRADES & MAINTENANCE

NEW ROOF PLAN & DETAILS

SHEET 2 OF 3

CITY DRAWING NUMBER
1-0620D-B0002-001

REV 00