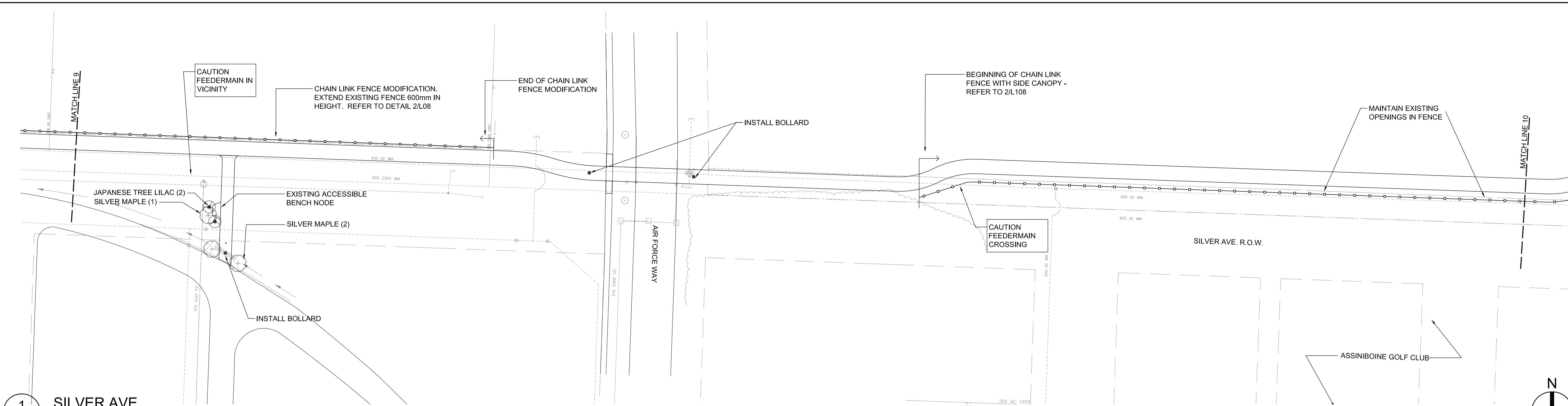
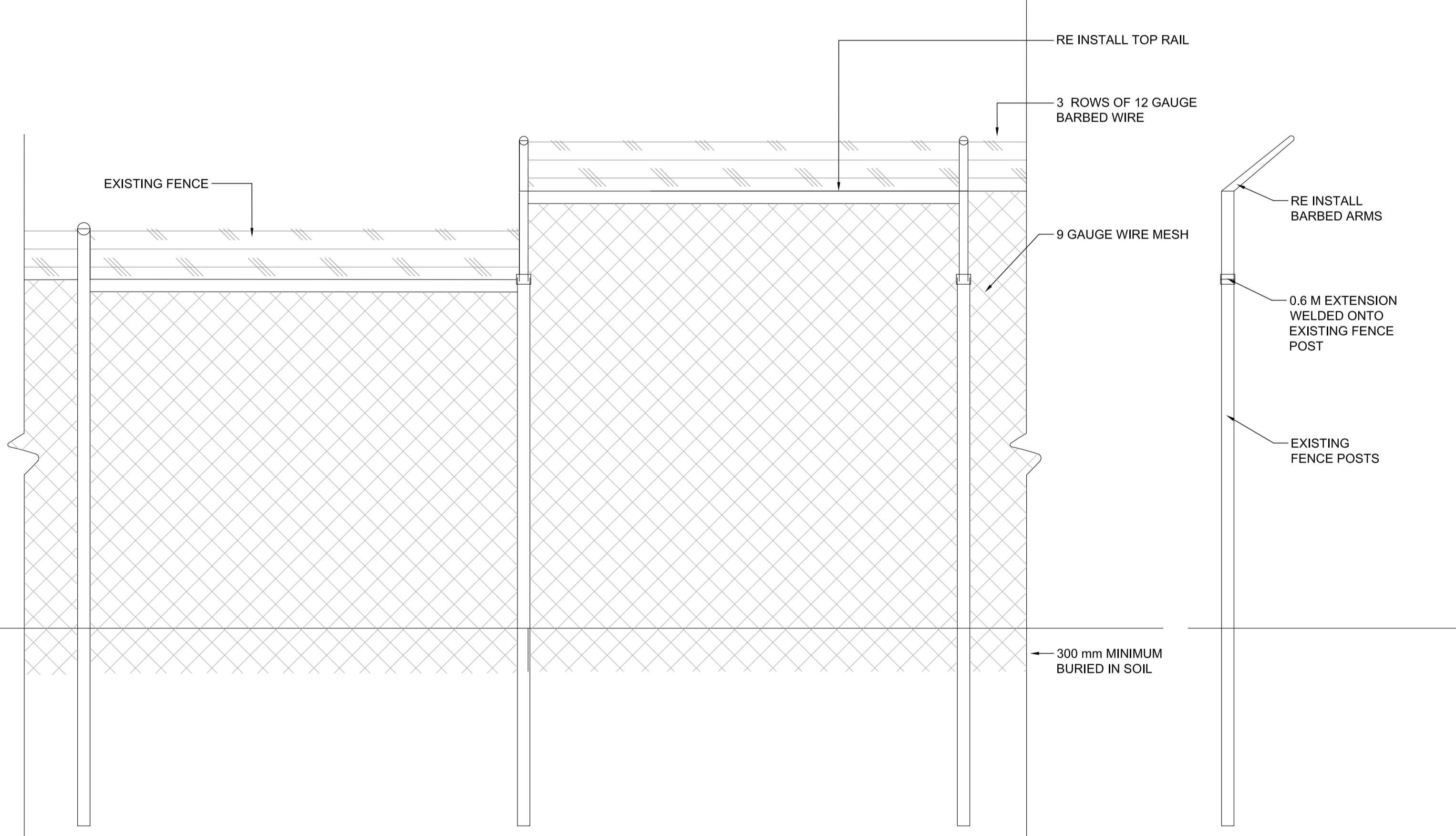


sheet size - Super A1 24 x 36 in

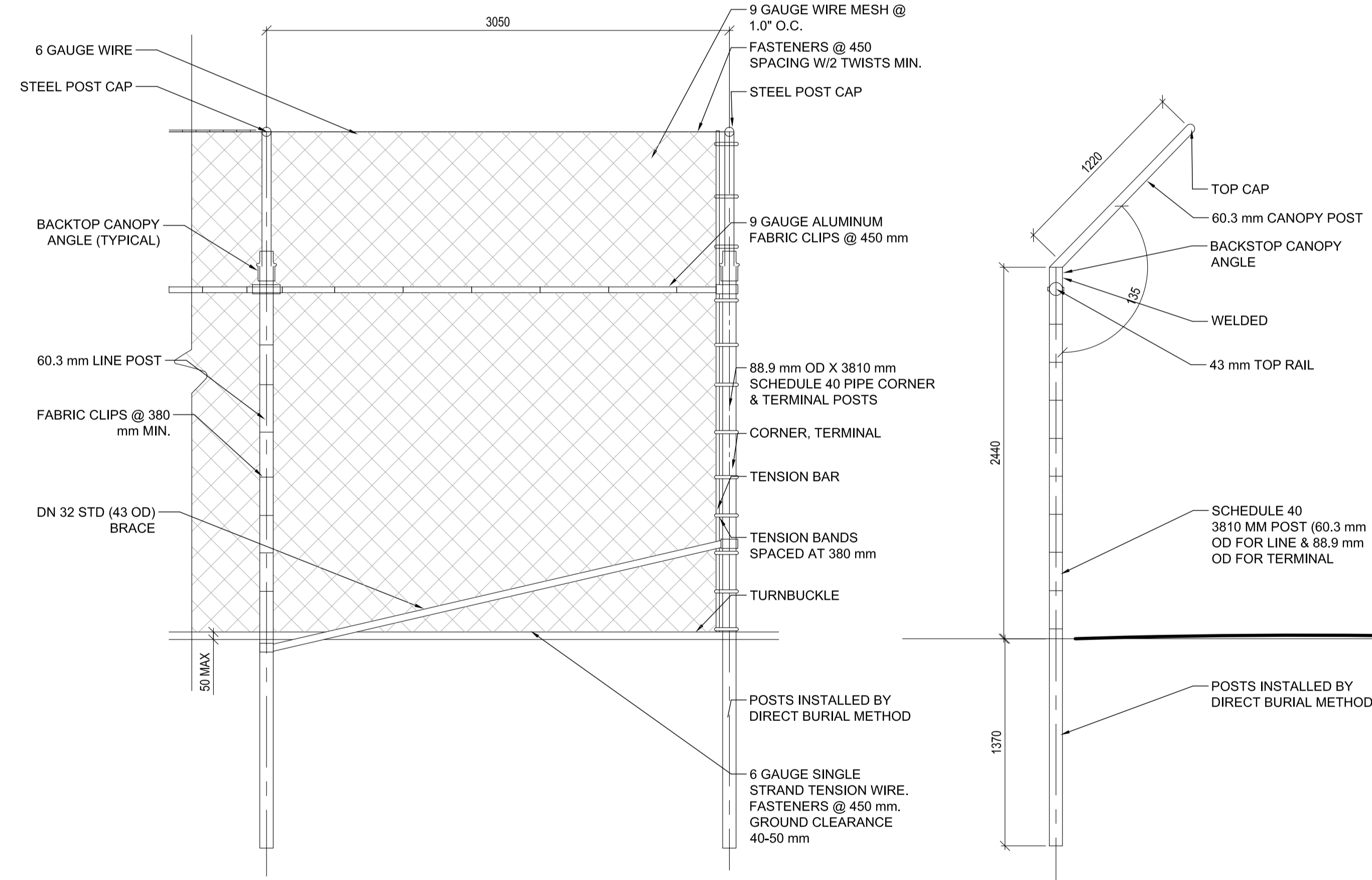
CAD File Name: mwp-landscape-working-current.dwg



1 SILVER AVE.
 L108 1:500 @ 24 X 36
 1:1000 @ 11 X 17



2 MODIFICATION OF EXISTING CHAIN LINK FENCE W/BARBED ARMS (FOR REFERENCE ONLY)
 L108 1:25 @ 24 X 36
 1:50 @ 11 X 17



3 MANUFACTURERS DRAWINGS OF CHAIN LINK FENCE W/SIDE CANOPY (FOR REFERENCE ONLY)
 L108 1:25 @ 24 X 36
 1:50 @ 11 X 17

NOTES:
 1) PLACEMENT OF BOLLARDS, TREES AND BENCH NODES TO BE APPROVED BY CONTRACT ADMINISTRATOR PRIOR TO COMMENCING WORK
 2) LOCATION OF UNDERGROUND STRUCTURES AS SHOWN ARE BASED ON THE BEST INFORMATION AVAILABLE BUT NO GUARANTEE IS GIVEN THAT ALL EXISTING UTILITIES ARE SHOWN OR THAT THE GIVEN LOCATIONS ARE EXACT. CONFIRMATION OF EXISTENCE AND EXACT LOCATION OF ALL SERVICES MUST BE OBTAINED FROM THE INDIVIDUAL UTILITIES BEFORE PROCEEDING WITH CONSTRUCTION.

REV	YY / MM / DD	DESCRIPTION	BY
06/05/2011		ISSUED FOR TENDER	

A. SECTION LETTER OR DETAIL NUMBER, B. DRAWING WHERE SECTION OR DETAIL IS DRAWN.
 OR
 DRAWING WHERE SECTION OR DETAIL IS INDICATED.
 --- SECTION OR DETAIL SHOWN ON SAME DRAWING.

SEAL

CLIENT
THE CITY OF WINNIPEG
 PUBLIC WORKS DEPARTMENT
 TRANSPORTATION ENGINEERING DIVISION

SCATLIFF + MILLER + MURRAY Inc.
 TEL 204 927-3444
 8-136 MARKET AVENUE
 WINNIPEG, MB, CANADA

PROJECT		2010 ACTIVE TRANSPORTATION INFRASTRUCTURE STIMULUS PROGRAM	
TITLE		SILVER AVE. MATCH LINE 9 TO MATCH LINE 10	
DESIGN	DRAWN	DATE - Y / M / D	SCALE
BS/MB	MB	2011/05/05	AS NOTED
CHECKED	APPROVED	PROJECT NO.	DRAWING NO.
BS	BS	9061	L108