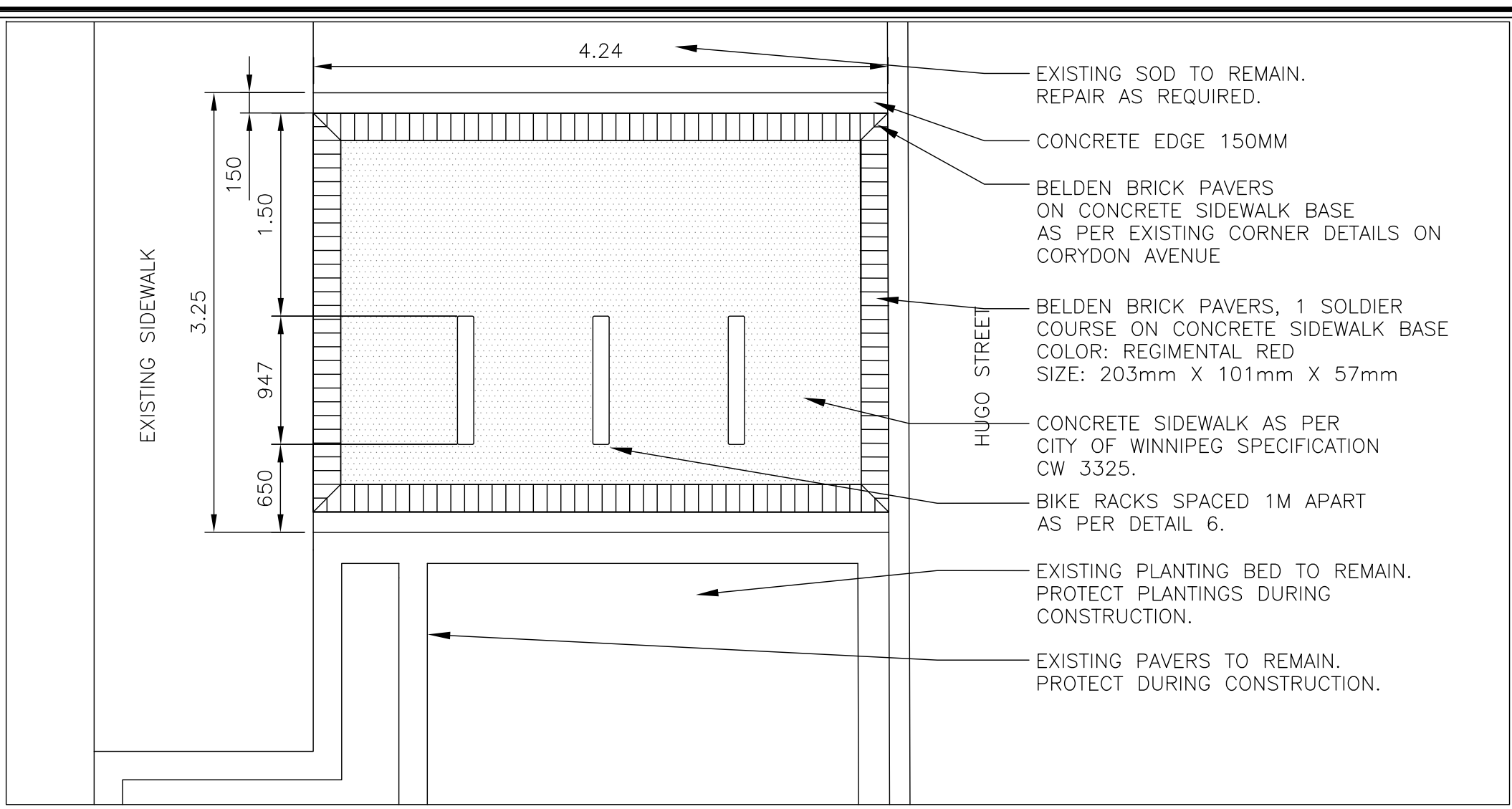
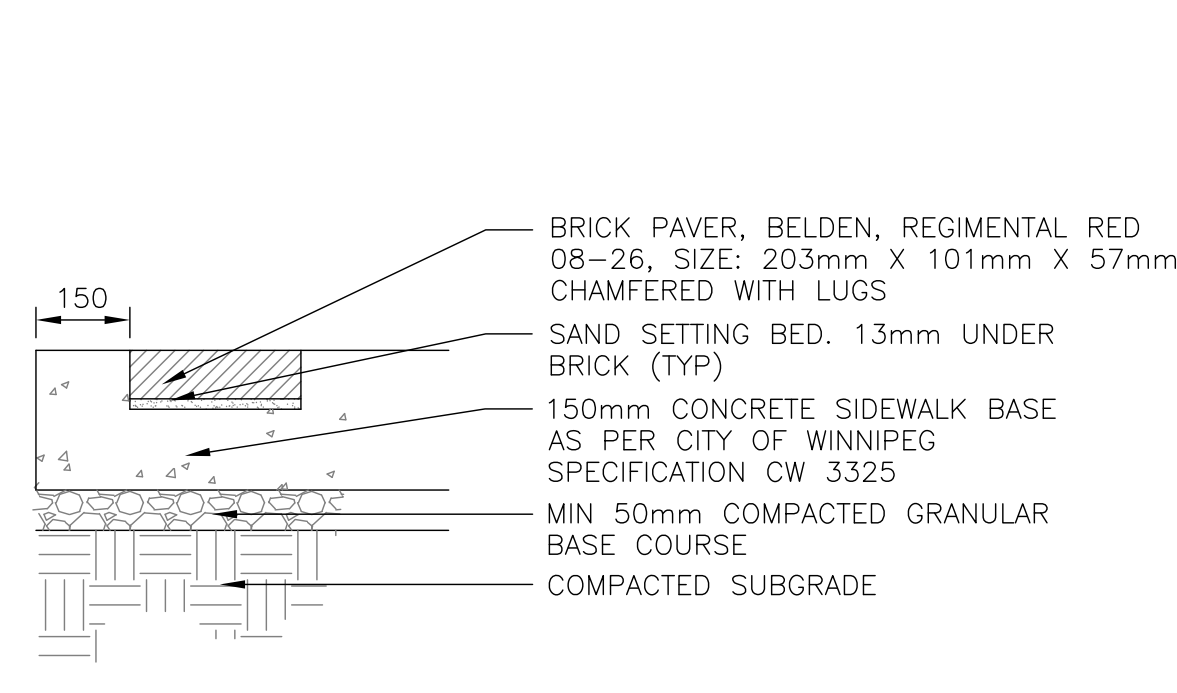


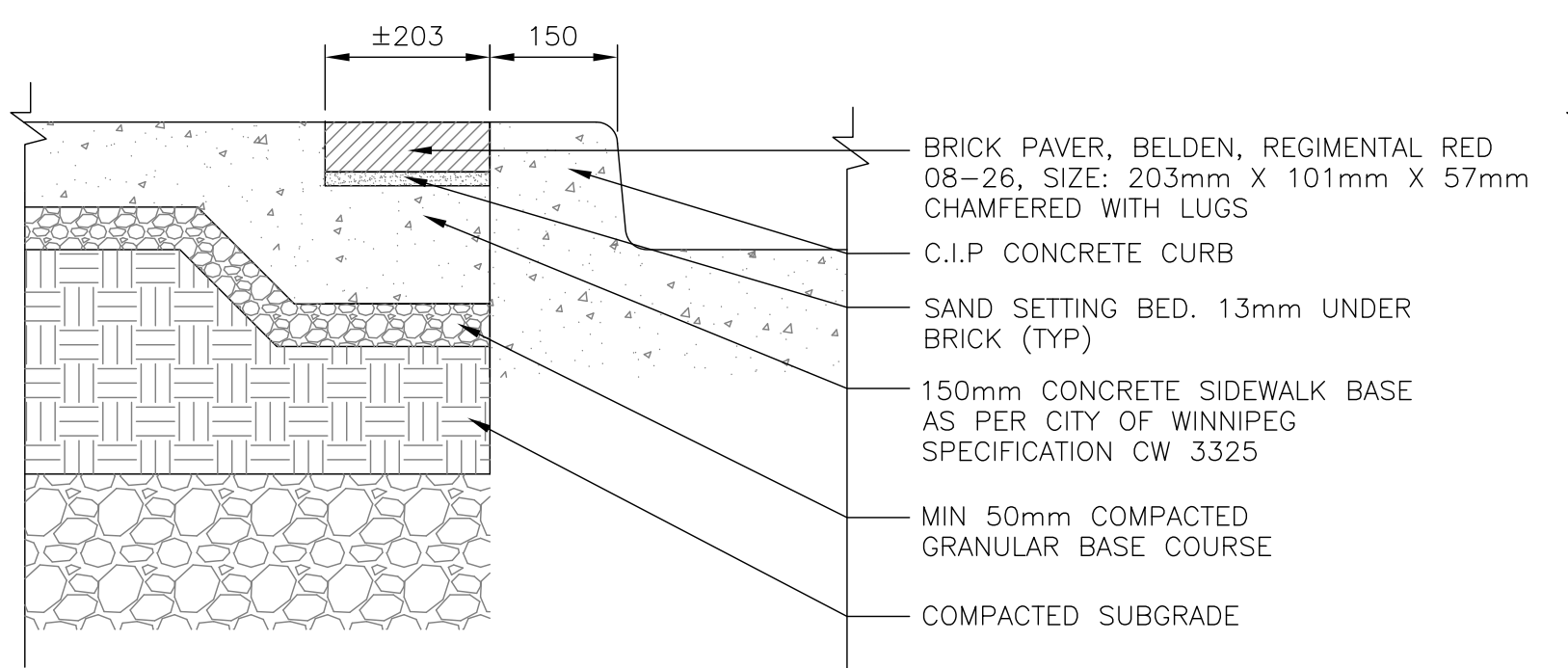
1 BICYCLE PARKING AREA - DALY STREET  
L4 N.T.S.



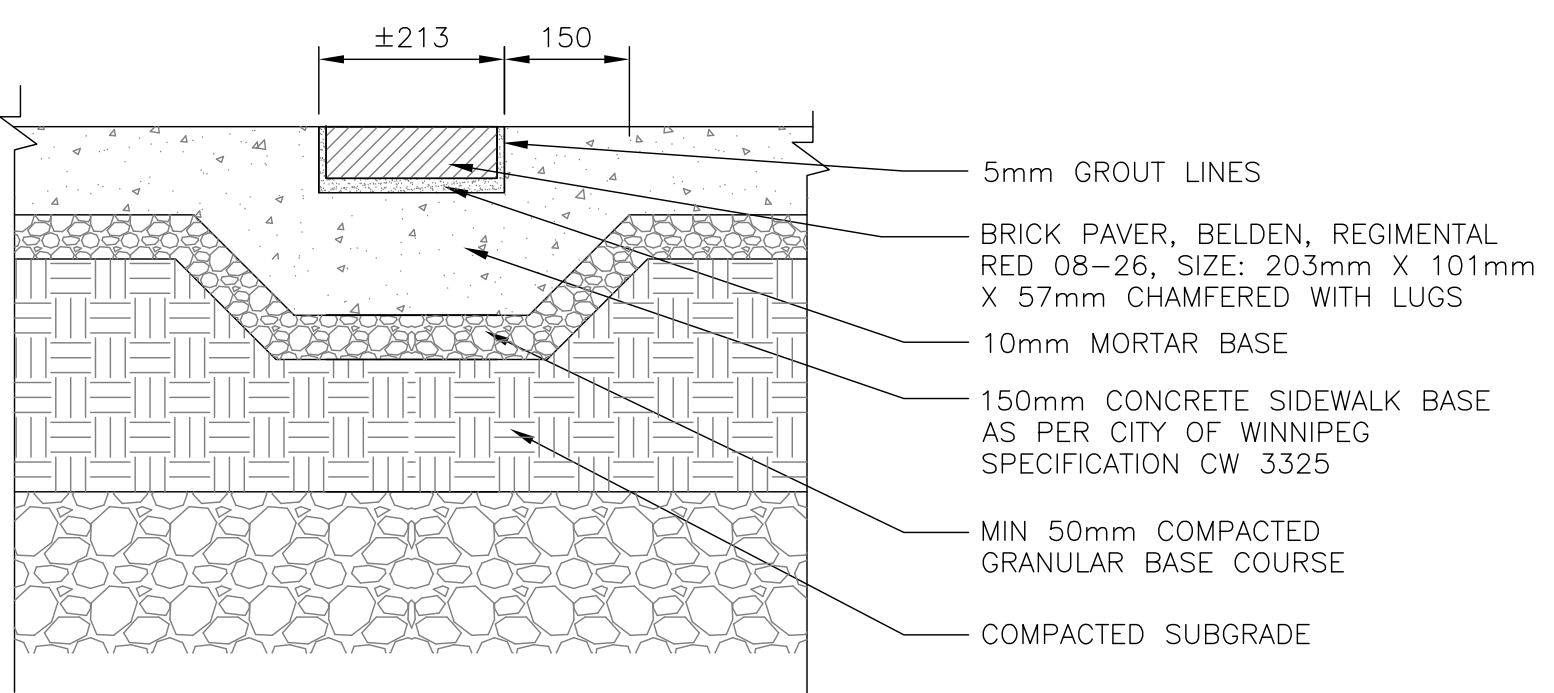
2 BICYCLE PARKING AREA - HUGO STREET  
L4 N.T.S.



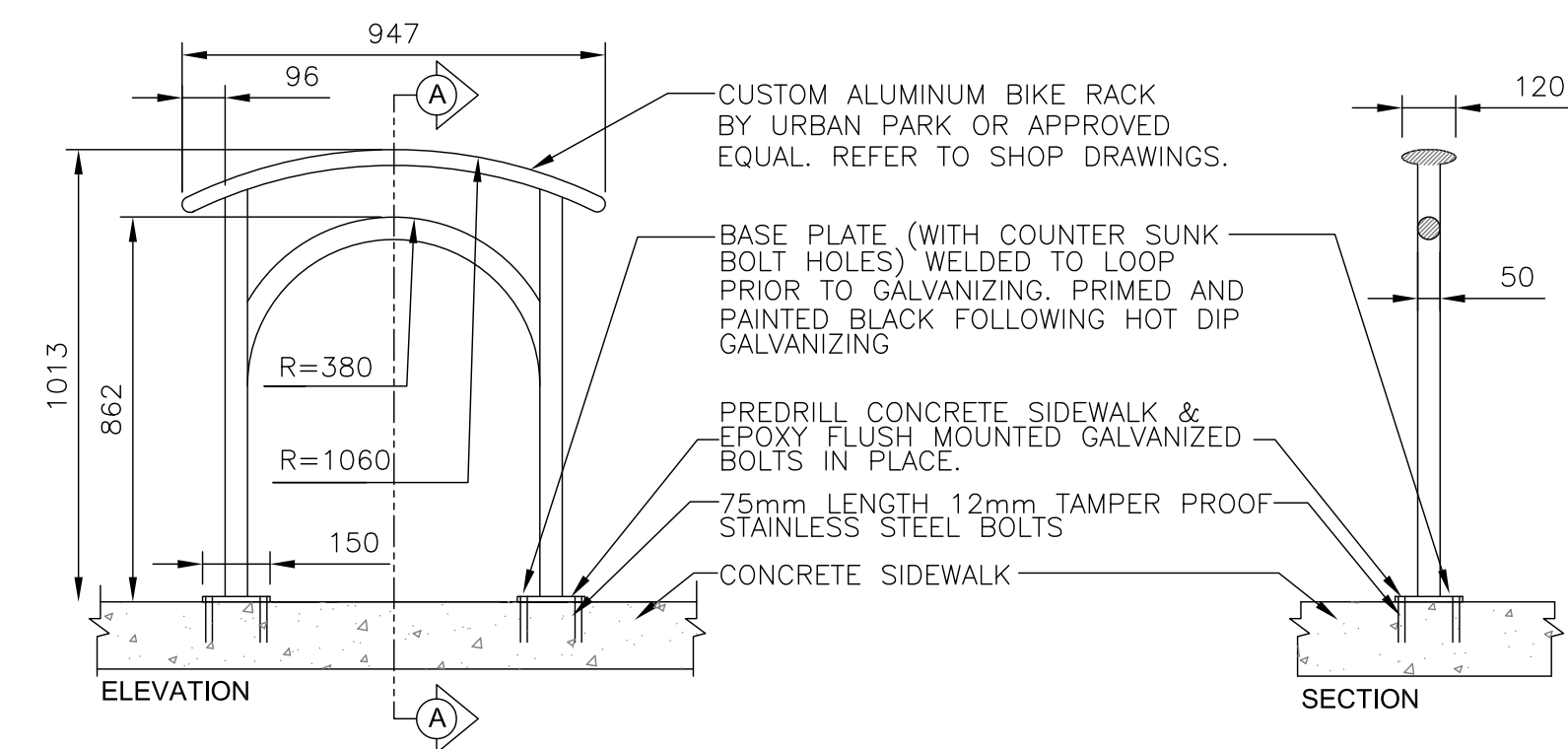
3 CONCRETE EDGING W/ BRICK PAVER INSERT  
L4 N.T.S.



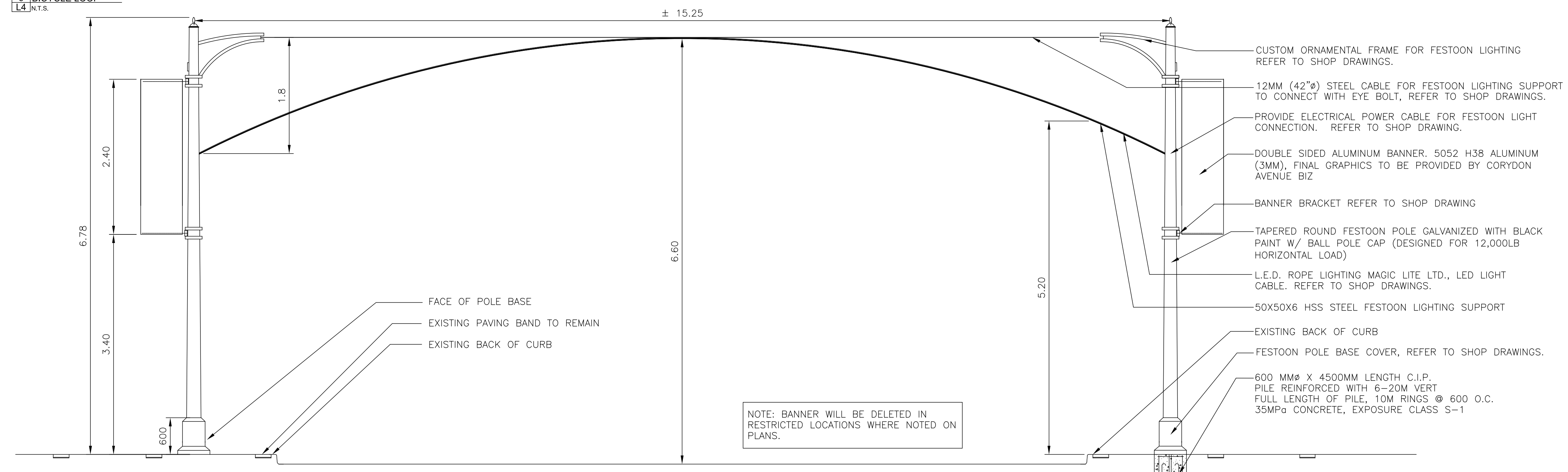
4 CONCRETE SIDEWALK W/ BRICK PAVER INSERT  
L4 N.T.S.



5 CONCRETE SIDEWALK W/ BRICK PAVER INSERT  
L4 N.T.S.



6 BICYCLE LOOP  
L4 N.T.S.



7 FESTOON POLE LIGHTING  
L4 N.T.S.

NOTE: BANNER WILL BE DELETED IN RESTRICTED LOCATIONS WHERE NOTED ON PLANS.

GENERAL NOTES:

1. ALL RELEVANT CSA CODES, PROVINCIAL BUILDING CODE, WORKMAN'S COMPENSATION BOARD, AND LOCAL BY-LAWS SHALL APPLY TO ALL WORK PERFORMED FOR THIS PROJECT.
2. ALL DIMENSIONS SHOWN IN METRIC UNITS. NUMBERS WITH DECIMALS INDICATE METERS. WHOLE NUMBERS INDICATE MILLIMETERS.
3. REFER ALSO TO WRITTEN SPECIFICATIONS.
4. THE CONTRACTOR SHALL BE RESPONSIBLE FOR THE DESIGN, INSTALLATION AND SAFETY OF ALL TEMPORARY SHORING, BRACING, FORM WORK AND SCAFFOLDING WORK IN THIS PROJECT. ALL COSTS SHALL BE INCIDENTAL TO THE WORK.
5. THE GENERAL CONTRACTOR SHALL VERIFY ALL DIMENSIONS AND ELEVATIONS SHOWN ON THE DRAWINGS PRIOR TO CONSTRUCTION AND SHALL NOTIFY THE CONTRACT ADMINISTRATOR OF ANY DISCREPANCIES.
6. THE CONTRACTOR SHALL VERIFY AND PAY SPECIAL ATTENTION TO THE VERTICAL AND HORIZONTAL ALIGNMENTS OF THE STRUCTURE.
7. THE CONTRACTOR SHALL PROVIDE SHOP DRAWINGS SIGNED BY A STRUCTURAL ENGINEER LICENSED TO PRACTICE IN THE PROVINCE OF MANITOBA (IN GOOD STANDING).
8. THE CONTRACTOR SHALL ENSURE ALL MATERIALS ARE INSTALLED IN STRICT ACCORDANCE WITH MANUFACTURER'S SPECIFICATIONS.
9. ALL UTILITIES ARE SHOWN AS INFORMATION ONLY. CONTRACTOR TO CONFIRM LOCATION OF ALL UTILITIES ON SITE PRIOR TO CONSTRUCTION.
10. CONTRACTOR TO PROTECT ALL TREES, POLES, AREAWAYS ETC. TO REMAIN TO CITY OF WINNIPEG STANDARDS.
11. CONFIRM ALL DIMENSIONS ON SITE. LAYOUT TO BE APPROVED BY CONTRACT ADMINISTRATOR PRIOR TO ANY EXCAVATION OR CONSTRUCTION. REPORT ANY DISCREPANCIES.
12. CONTACT CUSTOMER TECHNICAL SERVICES BRANCH (986-3322) FOR CLEARANCE OF EX. WATER AND WASTE DEPT. PLANT 48 HOURS PRIOR TO CONSTRUCTION.
13. NO LANE CLOSURES ON REGENT AVE. DURING 7:00AM-9:00AM, 3:30PM-5:30PM, MON-FRI. ALL TEMPORARY TRAFFIC CONTROL AS PER THE MANUAL OF TEMPORARY TRAFFIC IN WORK ZONES ON CITY STREETS.
14. TRAFFIC SIGNALS CLEARANCE REQUIRED PRIOR TO CONSTRUCTION. CONTRACTOR TO CALL 986-4193 MANUAL OF TEMPORARY TRAFFIC IN WORK ZONES ON CITY STREETS.

CONCRETE FOUNDATION

1. THE FOUNDATION DESIGN ASSUMES A SAFE ALLOWABLE AVERAGE SKIN FRICTION OF 17.2 kPa IN THE DOWNWARD DIRECTION AND 12.9 kPa IN THE UPWARD DIRECTION WITH THE TOP 3048mm DISCOUNTED DUE TO NEGATIVE SKIN FRICTION (FROST ACTION) AROUND THE PERIMETER.
2. ALL CAST IN PLACE CONCRETE FOUNDATION PILES SHALL BE INSTALLED TO SIZES AND DEPTHS AS INDICATED ON THE DRAWINGS. PILES MORE THAN 1% OFF PLUMB ALONG ITS LENGTH OR OVER 50mm FROM THE LOCATION SHOWN ON THE STRUCTURAL DRAWINGS SHALL BE REPLACED AT THE CONTRACTORS COST AT THE DIRECTION OF THE ENGINEER.
3. POUR ALL PILES INTO DRY HOLES ONLY WITH FIRM SIDEWALLS. SLEEVE HOLES AS NECESSARY TO PREVENT COLLAPSE OF LOOSE OR GRANULAR STRATA AT NO EXTRA COST. ANY VARIATION OF LENGTH OR DIAMETER SHALL BE APPROVED BY THE ENGINEER. NO CREDITS OR EXTRA COSTS SHALL BE ALLOWED DUE TO REVISION OF PILE DIMENSIONS DUE TO INSITU SOIL CONDITIONS.
4. PLACE CONCRETE SAME DAY AS HOLES DRILLED IN ONE CONTINUOUS POUR. PLACE PILE REBAR AND RIGIDLY SECURE IN PROPER PLACE BEFORE PLACING CONCRETE. MECHANICALLY VIBRATE TOP 3658mm OF ALL PILES.
5. THE CONTRACTOR SHALL NOTIFY THE ENGINEER IMMEDIATELY IF THE DEPTHS INDICATED CANNOT BE ATTAINED, DURING EXCAVATION FOR THE FOUNDATION OF DURING INSTALLATION OF THE PILES, IF UNSUITABLE MATERIAL OR GROUNDWATER IS ENCOUNTERED, NOTIFY THE ENGINEER IMMEDIATELY BEFORE PROCEEDING WITH CONSTRUCTION.
6. DO NOT BACKFILL UNTIL CONCRETE HAS ACHIEVED DESIGN STRENGTH.
7. ALL CONCRETE WORK SHALL BE PERFORMED IN ACCORDANCE WITH CAN3-A23.1, A23.1, A23.3-94 INCLUDING COLD WEATHER PROTECTION REQUIREMENTS WHEN THE AMBIENT AIR TEMPERATURE FALL BELOW 0 DEGREES CELSIUS. MECHANICALLY VIBRATE ALL CONCRETE.
8. THE USE OF CALCIUM CHLORIDE IS NOT PERMITTED ON THIS PROJECT. PRIOR TO THE USAGE OF ANY ADMIXTURES TO THE CONCRETE SHALL BE APPROVED IN WRITING BY THE ENGINEER.
9. ANY CONSTRUCTION JOINTS SHALL BE FIRST APPROVED BY THE STRUCTURAL ENGINEER BEFORE CONSTRUCTION BEGINS ON THE AFFECTED STRUCTURAL ELEMENTS.
10. CONCRETE POURED IN WINTER TEMPERATURES TO HAVE PROPER INSULATED PROTECTION AND BE HEATED DURING CURE PERIOD UNTIL CONCRETE IS 2/3 MINIMUM STRENGTH (4 DAY MINIMUM). ONLY PRE-APPROVED HEATERS ARE TO BE USED.
11. SEE WRITTEN SPECIFICATIONS AND/OR ADDENDA FOR REQUIREMENTS FOR CYLINDER TESTING OF CONCRETE. STANDARD IS THREE CYLINDERS CAST FOR EVERY 25 CUBIC METERS OF CONCRETE POURED.
12. CONCRETE AS PER SCHEDULE BELOW:

ITEM	STRENGTH/TYPE (MPa)	MAXIMUM AGGREGATE SIZE (mm)	SLUMP (mm)	AIR ENTRAINMENT (%)
PILES AND PIERS	35	20	90	5-8

No.	Revisions	Date	By
ISSUED FOR TENDER		07/12/11	AH

Scale: AS NOTED

Designed By: SR, Drawn By: SM, Checked By: AH



Project Title  
**CORYDON AVENUE  
STREETSCAPE  
PHASE ONE**

Sheet Title  
**DETAILS**

ALL DIMENSIONS FOR EXISTING PAVING AND SITE ELEMENTS ARE FIELD MEASURED AND ARE TO BE CONFIRMED ON SITE PRIOR TO CONSTRUCTION