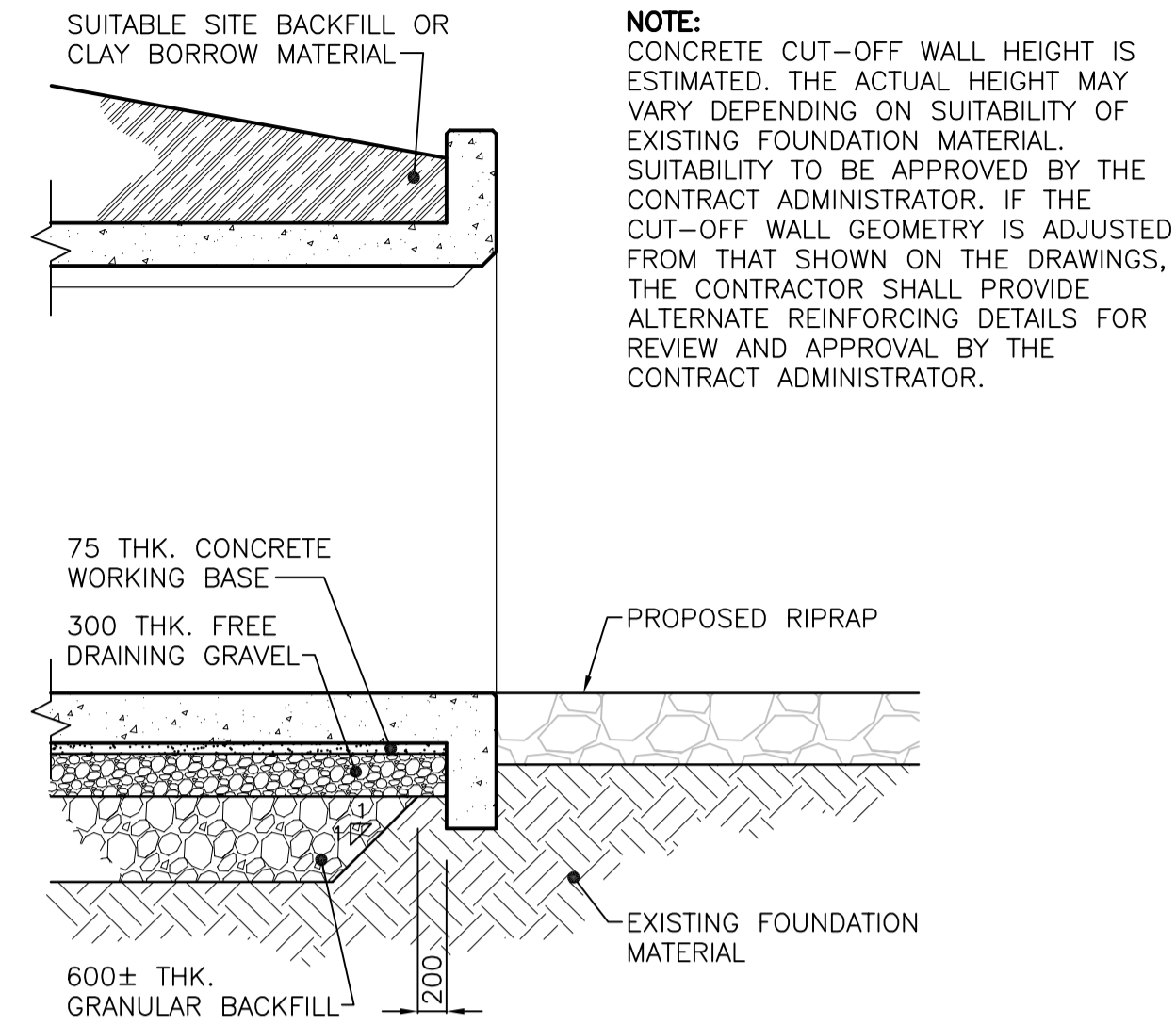
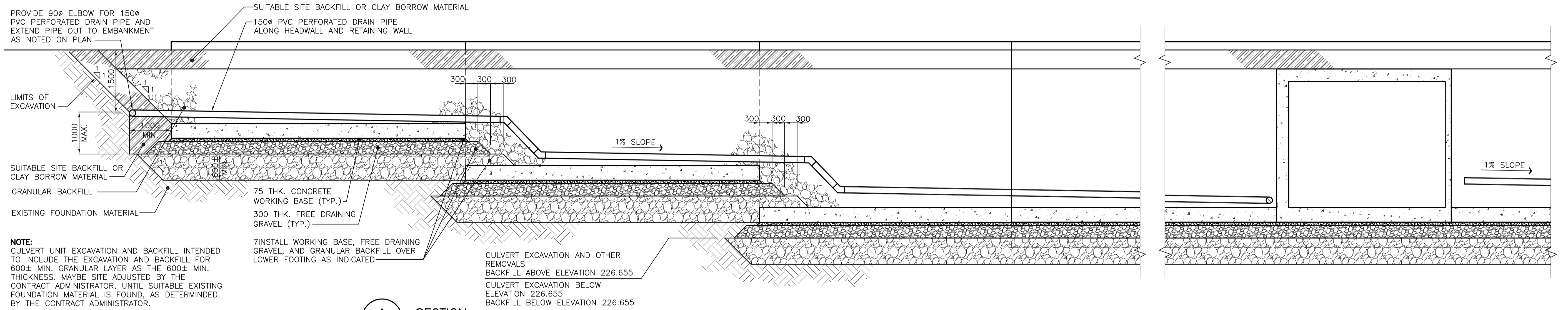


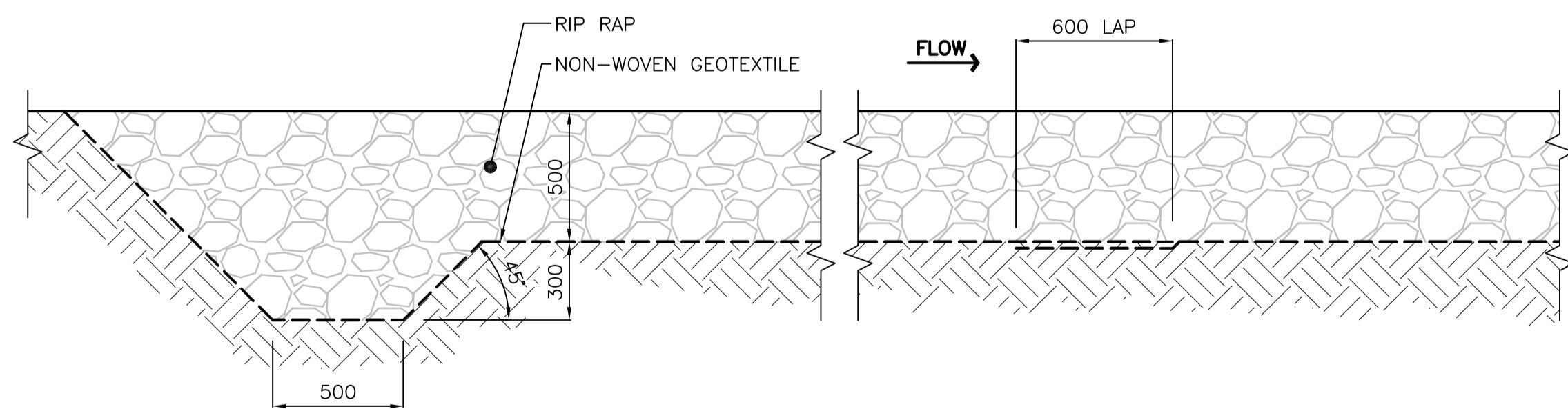
TYP. DETAIL OF CULVERT FILL



DETAIL OF OUTLET FILL



SECTION A-A



EDGE TREATMENT DETAIL

GEOTEXTILE SPLICE DETAIL

RIPRAP DETAILS 1:20



LOCATION APPROVED UNDERGROUND STRUCTURES

SUPV. U/G STRUCTURES COMMITTEE DATE

NOTE: LOCATION OF UNDERGROUND STRUCTURES AS SHOWN ARE BASED ON THE BEST INFORMATION AVAILABLE BUT NO GUARANTEE IS GIVEN THAT ALL EXISTING UTILITIES ARE SHOWN OR THAT THE GIVEN LOCATIONS ARE EXACT. CONFIRMATION OF EXISTENCE AND EXACT LOCATION OF ALL SERVICES MUST BE OBTAINED FROM THE INDIVIDUAL UTILITIES BEFORE PROCEEDING WITH CONSTRUCTION.

NO.	REVISIONS	DATE	BY
0	ISSUED FOR TENDER	11.07.15	K.S.A.

<p>Stantec Consulting Ltd. 905 Waverley Street, Winnipeg, Manitoba Tel 204-489-5900 Fax 204-453-9012</p>		<p>DESIGNED BY: K.S.A.</p> <p>CHECKED BY: B.J.W. / K.S.A.</p> <p>DRAWN BY: J.M.B.</p> <p>APPROVED BY: K.S.A.</p> <p>HOR. SCALE: 1:50</p> <p>VERTICAL: U.N.O.</p> <p>RELEASED FOR CONSTRUCTION: DATE</p>	
<p>09.12.11</p>		<p>DATE</p>	

ENGINEER'S SEAL

CONSULTANT DRAWING NO. SS-106

THE CITY OF WINNIPEG
PUBLIC WORKS DEPARTMENT
ENGINEERING DIVISION

Wwarp Part I

KENASTON BOULEVARD EXTENSION - N.B. LANES
NORTH TOWN ROAD TO BISHOP GRANDIN BOULEVARD
CONCRETE CULVERT EXTENSION
EARTHWORK DETAILS - SHEET 2 OF 3

SHEET 44 OF 65
CAD FILE DRAWING NUMBER 04840s-106-727.dwg
CITY DRAWING NUMBER C375-11-06