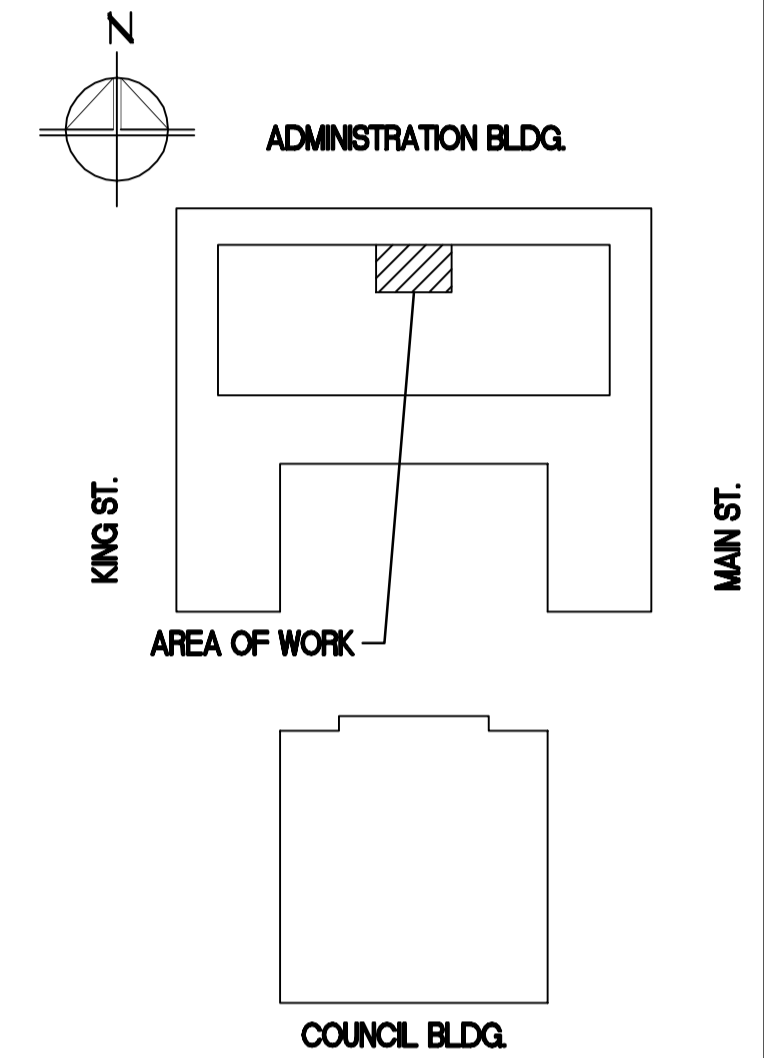
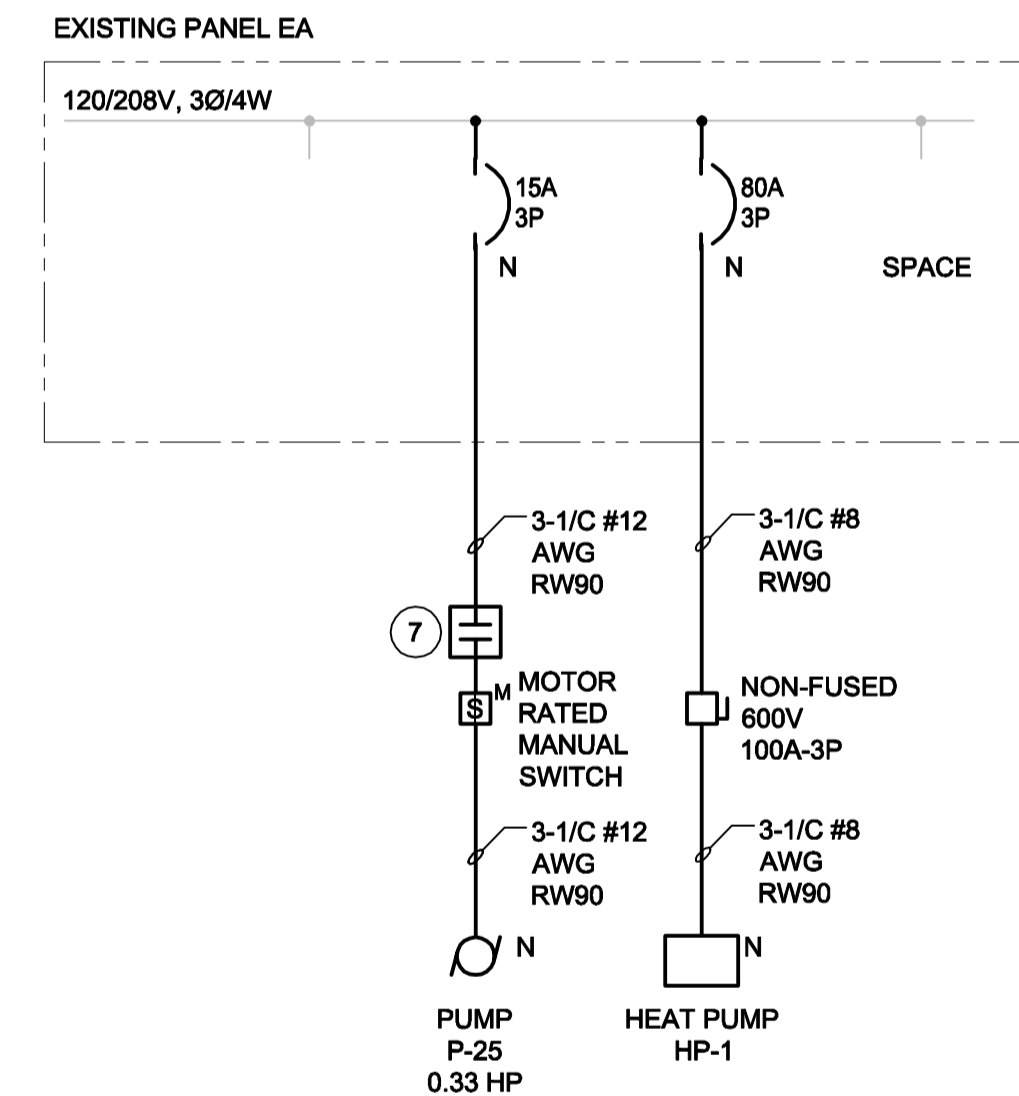
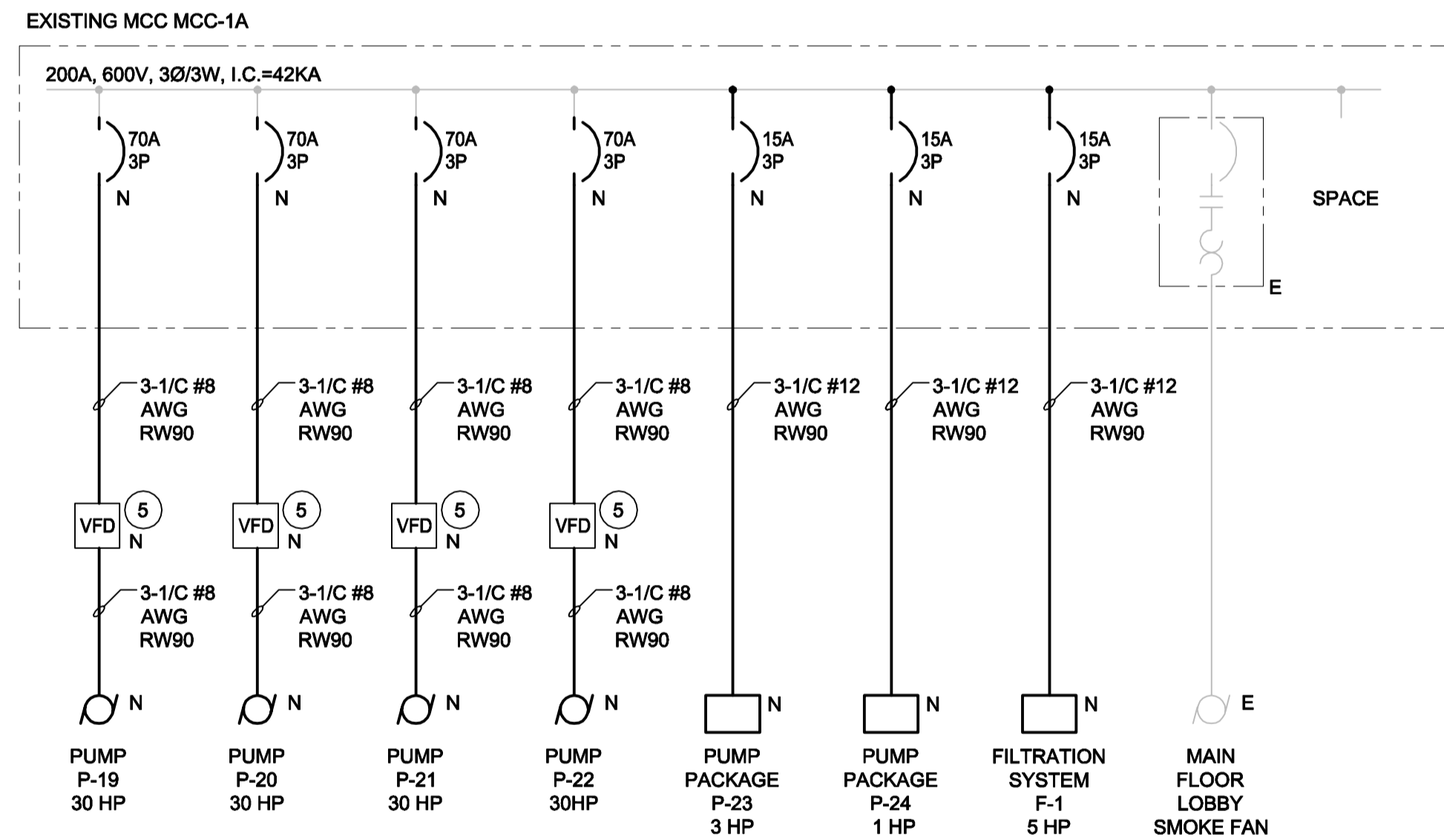
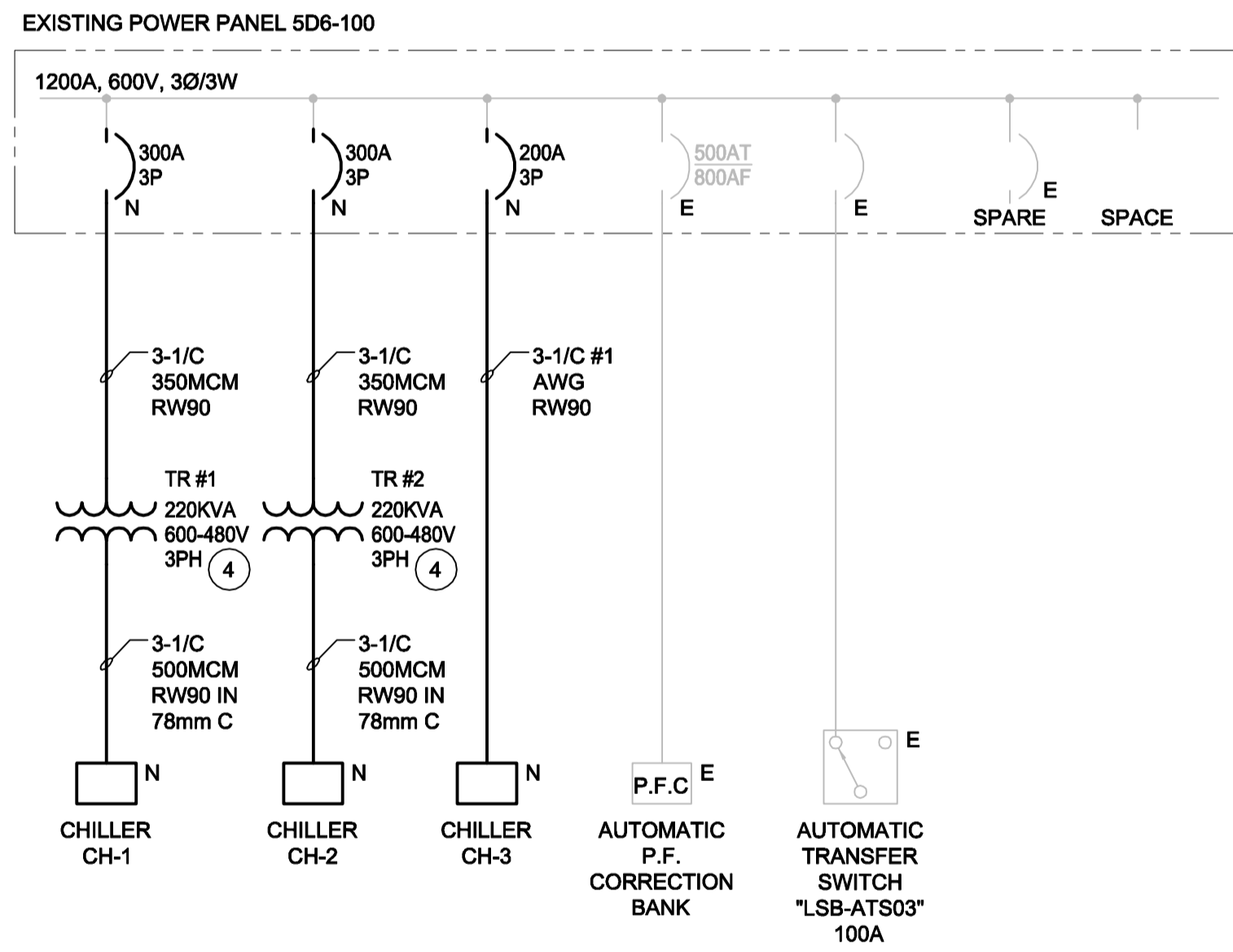


SINGLE LINE DIAGRAM - DEMOLITION

SCALE: NTS



- NOTES:
- 1 ALL OVERCURRENT AND DEVICE SIZES SHOWN ON MOTOR/EQUIPMENT SCHEDULE ARE PRELIMINARY. COORDINATE WITH EQUIPMENT SUPPLIER.
 - 2 PACKAGE UNIT COMES COMPLETE WITH MOTOR STARTERS.
 - 3 ALL DISCONNECT SWITCHES TO COME COMPLETE WITH PAD LOCKABLE HASP.
 - 4 TRANSFORMERS SUPPLIED BY DIVISION 23. INSTALL AND CONNECT BY DIVISION 26.
 - 5 VFD HAS BUILT-IN 5% HARMONIC LIMITING DEVICE.
 - 6 REFER TO DRAWING E-001 FOR CONDUIT SIZE.
 - 7 WIRING AND CONTROLLED BY DIVISION 23.



SINGLE LINE DIAGRAM - NEW WORK

SCALE: NTS

AECOM

This drawing has been prepared for the use of AECOM's client and may not be used, reproduced or relied upon by third parties, except as agreed by AECOM and its client, as required by law or for use by governmental reviewing agencies. AECOM accepts no responsibility, and denies any liability whatsoever, to any party that modifies this drawing without AECOM's express written consent. Do not scale this document. All measurements must be obtained from stated dimensions.

No.	REVISION/DESCRIPTION	BY	DATE
0	ISSUED FOR TENDER	SS	2011.11.03

DRAWN	QC	CHECKED	AL	DESIGNED	QL	APPROVED	SS

THE CITY OF WINNIPEG
PLANNING, PROPERTY AND
DEVELOPMENT DEPARTMENT
MUNICIPAL ACCOMMODATIONS DIVISION
3-65 GARRY STREET, R3C 4K4

PROJECT
ADMINISTRATION & COUNCIL BUILDING
REPLACEMENT OF COOLING PLANT - 510 MAIN STREET
BID OPPORTUNITY NO. 673-2011
510 MAIN STREET, WINNIPEG, MANITOBA

SHEET TITLE
ELECTRICAL
SINGLE LINE DIAGRAM
DEMOLITION AND NEW WORK

APEGM
Certificate of Authorization
AECOM Canada Ltd.
No. 4671 Date: _____

DRN	CHK	DES	ENG	IDR

AECOM REVIEW

SCALE	PROJECT No:	SHEET No:
NTS	60220937	E-004