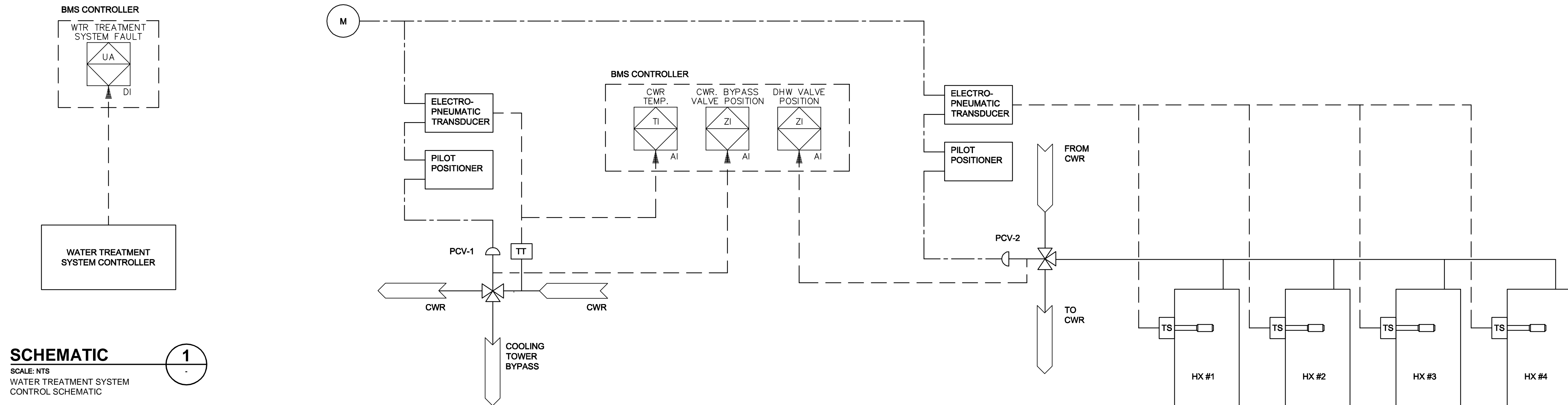


NOTES:

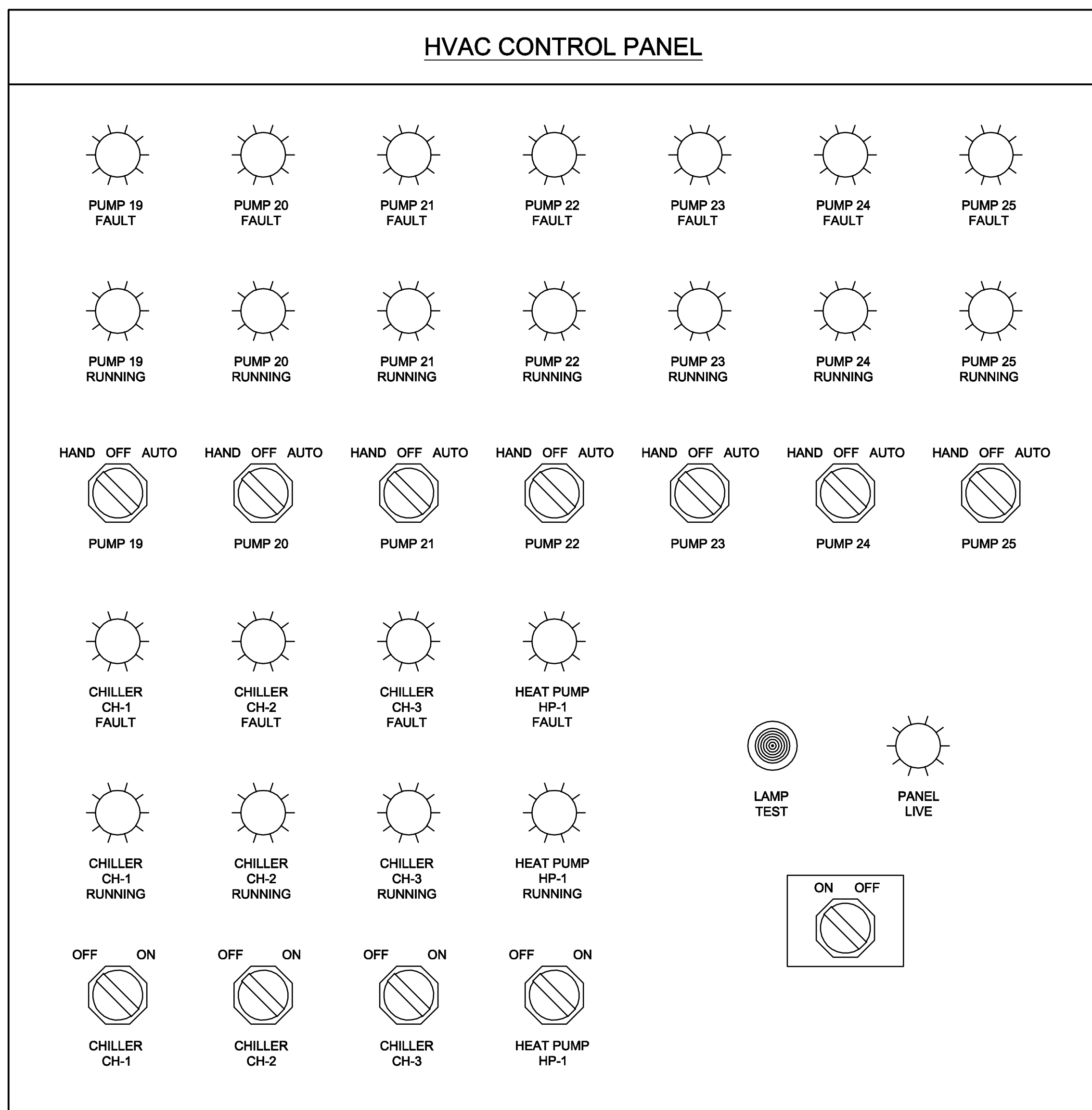


SCHEMATIC
 SCALE: NTS
 WATER TREATMENT SYSTEM
 CONTROL SCHEMATIC

1

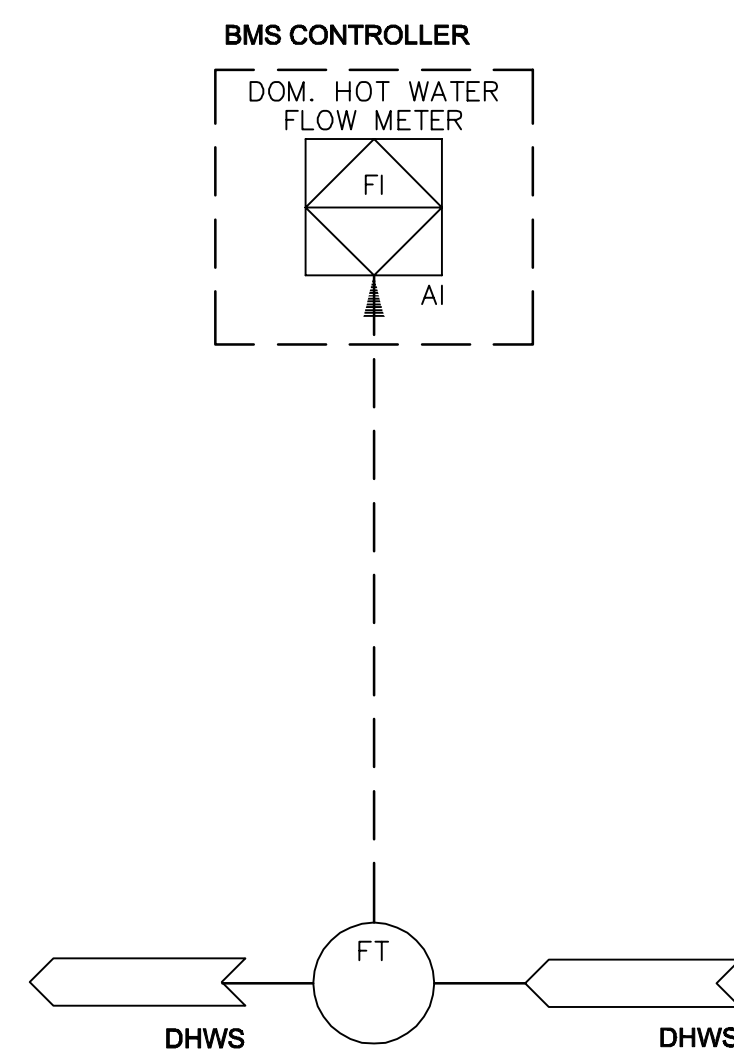
SCHEMATIC
 SCALE: NTS
 PNEUMATIC VALVE
 CONTROL SCHEMATIC

2



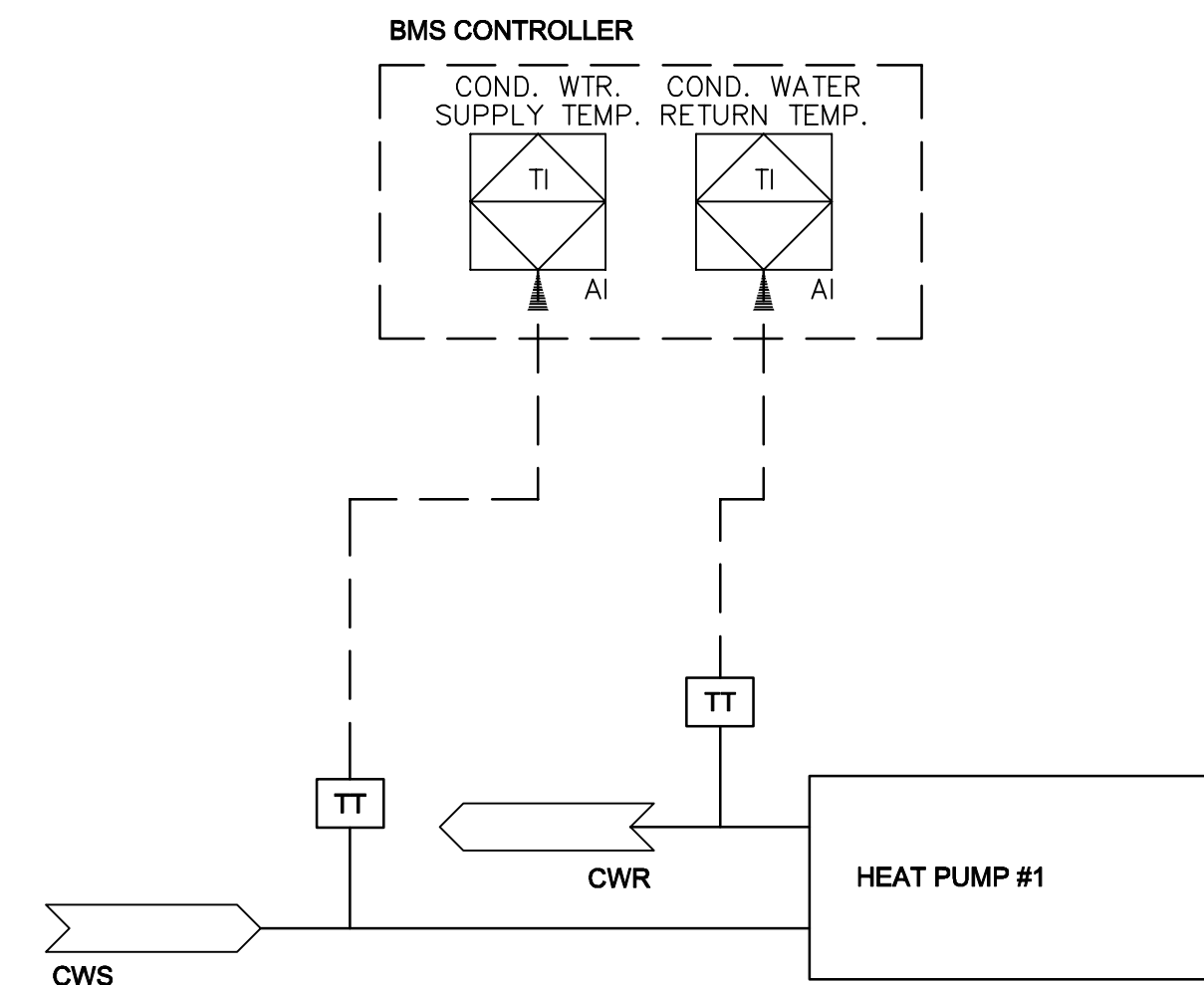
SCHEMATIC
 SCALE: NTS
 HVAC CONTROL PANEL
 DISPLAY LAYOUT

3



SCHEMATIC
 SCALE: NTS
 DOMESTIC HOT WATER
 CONTROL SCHEMATIC

4



SCHEMATIC
 SCALE: NTS
 HEAT PUMP CONDENSOR
 WATER TEMPERATURE
 CONTROL SCHEMATIC

5

AECOM

This drawing has been prepared for the use of AECOM's client and may not be used, reproduced or relied upon by third parties, except as agreed by AECOM and its client, as required by law or for use by governmental reviewing agencies. AECOM accepts no responsibility, and denies any liability whatsoever, to any party that modifies this drawing without AECOM's express written consent. Do not scale this document. All measurements must be obtained from stated dimensions.

No.	REVISION/DESCRIPTION	BY	DATE
0	ISSUED FOR TENDER	GT	2011.11.03

SEAL

DRAWN	GT	CHECKED	DC	DESIGNED	DC	APPROVED	PVL
DATE	2011.09.02	USER					

THE CITY OF WINNIPEG
 PLANNING, PROPERTY AND
 DEVELOPMENT DEPARTMENT
 MUNICIPAL ACCOMMODATIONS DIVISION
 3-65 GARRY STREET, R3C 4K4

PROJECT
 ADMINISTRATION & COUNCIL BUILDING
 REPLACEMENT OF COOLING PLANT - 510 MAIN STREET
 BID OPPORTUNITY NO. 673-2011
 510 MAIN STREET, WINNIPEG, MANITOBA

SHEET TITLE
**MECHANICAL
 CONTROLS SCHEMATIC
 SHEET 2 OF 2**

APEGM
 Certificate of Authorization
 AECOM Canada Ltd.
 No. 4671 Date: _____

DRN	CHK	DES	ENG	IDR

AECOM REVIEW

SCALE: NTS
 PROJECT No: 60220937
 SHEET No: **M-011**