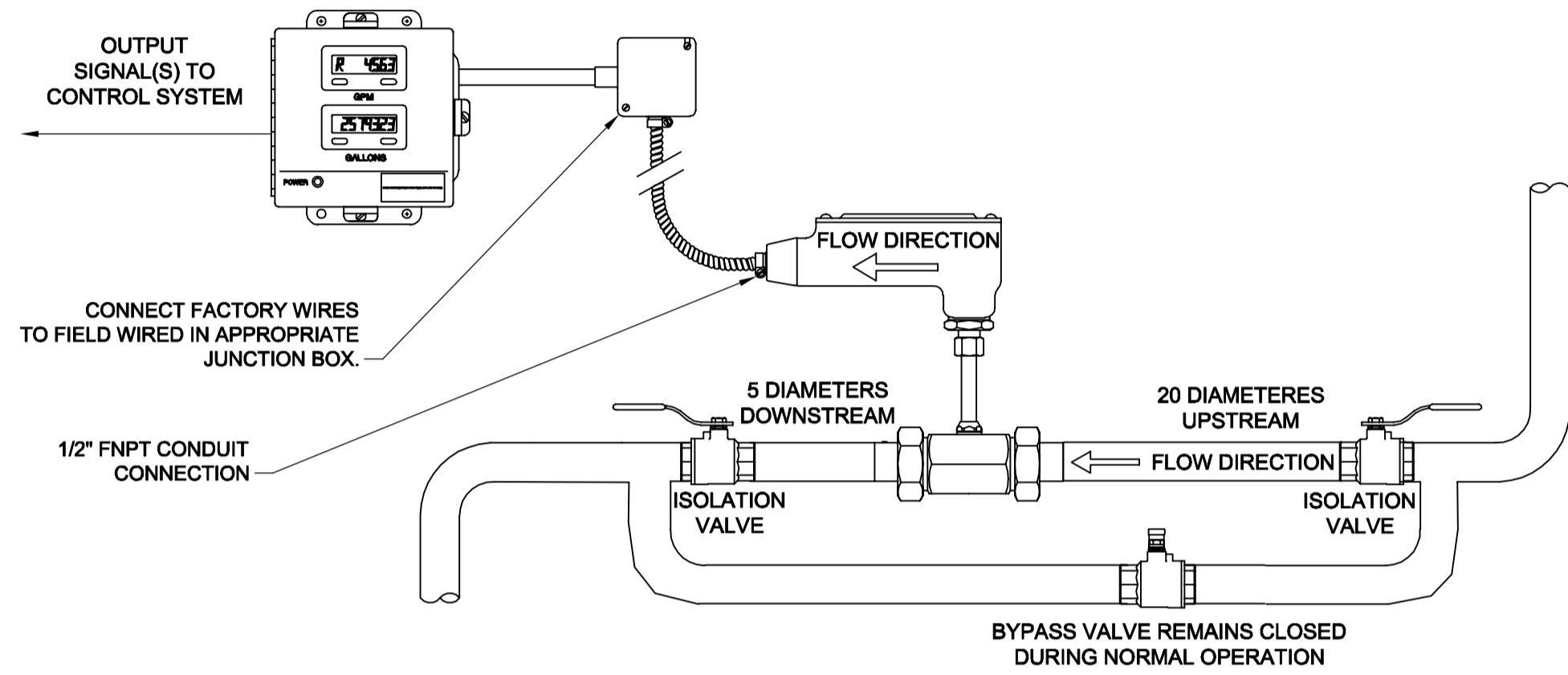
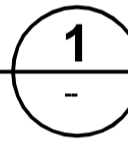


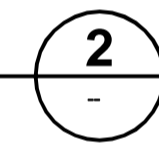
NOTES:



**DETAIL**  
SCALE: NTS  
FLOW METER INSTALLATION



**DETAIL**  
SCALE: NTS  
PNEUMATIC CONTROL VALVE



**AECOM**

This drawing has been prepared for the use of AECOM's client and may not be used, reproduced or relied upon by third parties, except as agreed by AECOM and its client, as required by law or for use by governmental reviewing agencies. AECOM accepts no responsibility, and denies any liability whatsoever, to any party that modifies this drawing without AECOM's express written consent. Do not scale this document. All measurements must be obtained from stated dimensions.

0	ISSUED FOR TENDER	GT	2011.11.03
No.	REVISION/DESCRIPTION	BY	DATE

DRAWN	GT	CHECKED	DC	DESIGNED	DC	APPROVED	P/L
DATE	2011.09.02	USER					

Winnipeg THE CITY OF WINNIPEG  
PLANNING, PROPERTY AND  
DEVELOPMENT DEPARTMENT  
MUNICIPAL ACCOMMODATIONS DIVISION  
3-65 GARRY STREET, R3C 4K4

PROJECT  
ADMINISTRATION & COUNCIL BUILDING  
REPLACEMENT OF COOLING PLANT - 510 MAIN STREET  
BID OPPORTUNITY NO. 673-2011  
510 MAIN STREET, WINNIPEG, MANITOBA

SHEET TITLE  
**MECHANICAL  
PLUMBING DETAILS**

**APEGM**  
Certificate of Authorization  
AECOM Canada Ltd.  
No. 4671 Date: \_\_\_\_\_

DRN	CHK	DES	ENG	IDR
AECOM REVIEW				

SCALE	PROJECT No:	SHEET No:
NTS	60220937	M-015