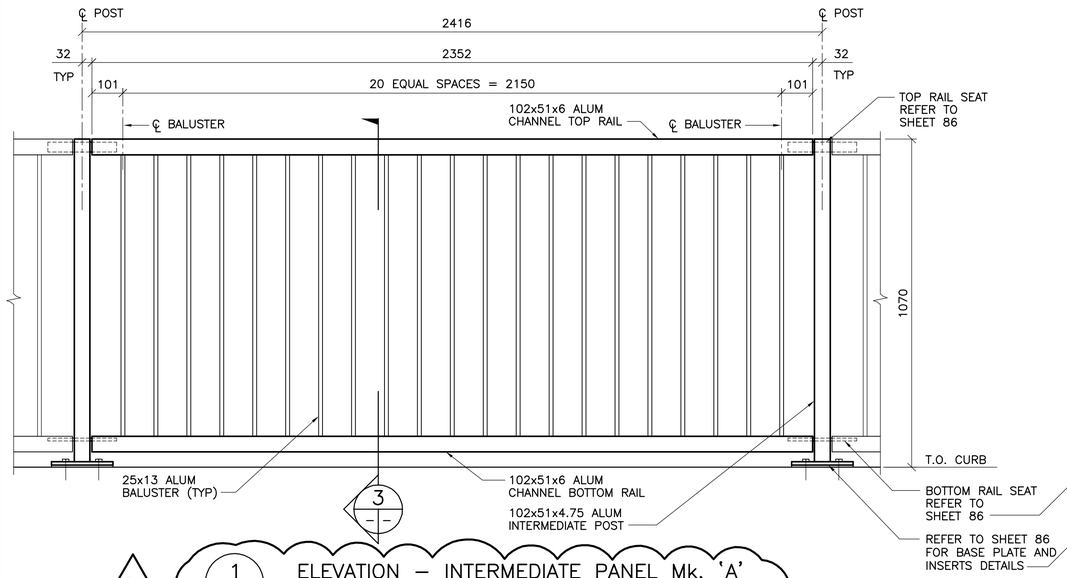

01 1 ELEVATION – INTERMEDIATE PANEL Mk. 'A'

1 : 10

– 4 INTERMEDIATE PANELS Mk. 'A' TO HAVE ART GATEWAY PANEL REFER TO SHEET 88 FOR DETAILS.

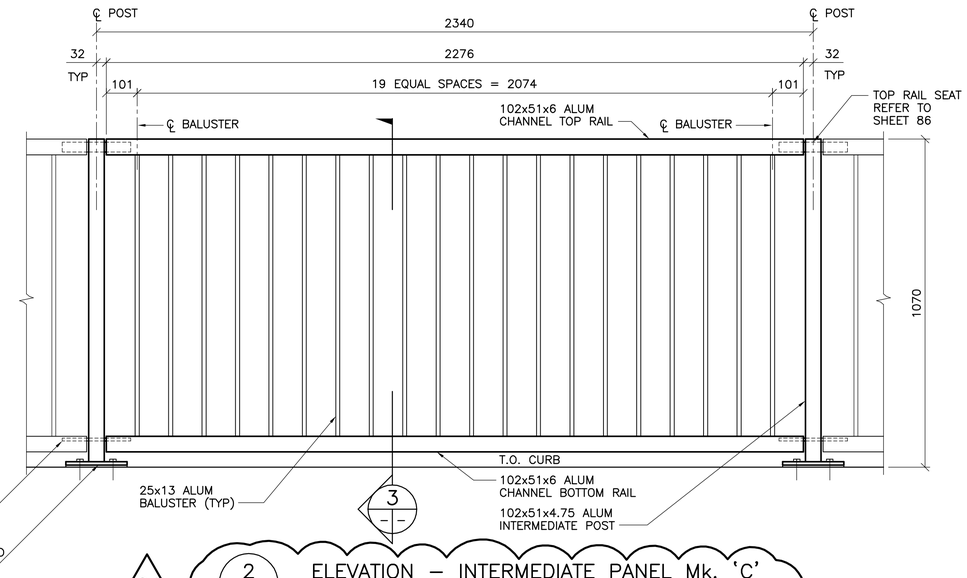

01 2 ELEVATION – INTERMEDIATE PANEL Mk. 'C'

1 : 10

– 2 INTERMEDIATE PANELS Mk. 'C' TO HAVE ART GATEWAY PANEL REFER TO SHEET 88 FOR DETAILS.

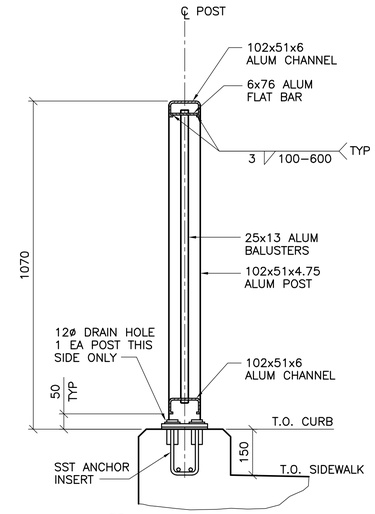

3 SECTION

1 : 10

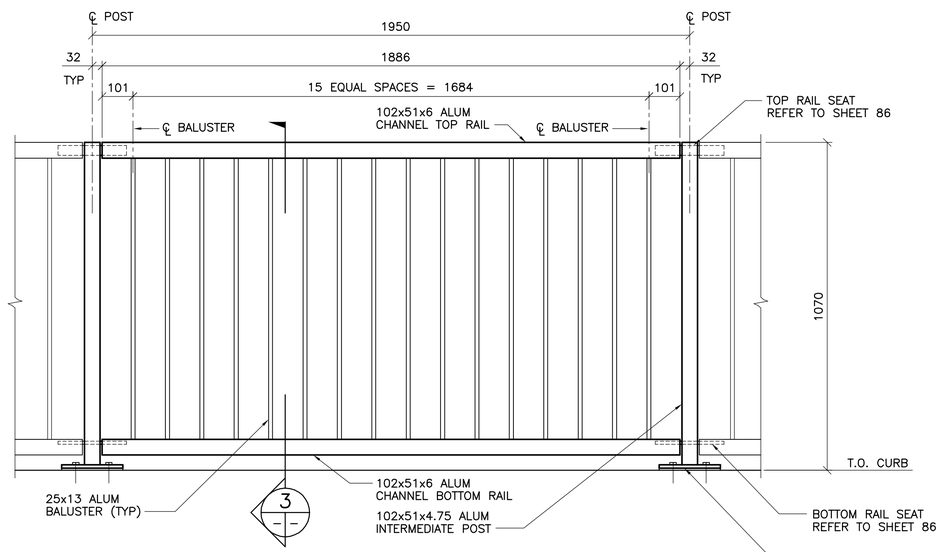

4 ELEVATION – INTERMEDIATE PANEL Mk. 'D'

1 : 10

– 2 INTERMEDIATE PANELS Mk. 'D' TO HAVE ART GATEWAY PANEL REFER TO SHEET 89 FOR DETAILS.

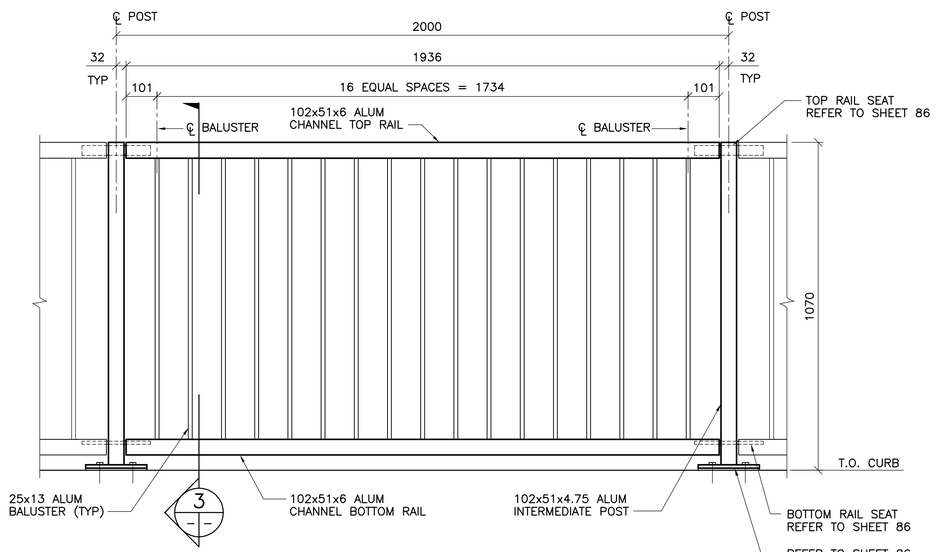

5 ELEVATION – INTERMEDIATE PANEL Mk. 'E'

1 : 10

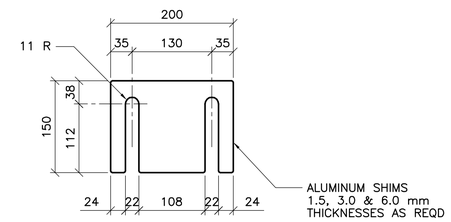

6 SHIM DETAIL

1 : 5

– TYP AT ALL INTERMEDIATE POST

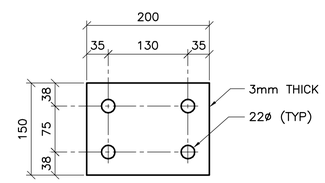

7 NEOPRENE PAD DETAIL

1 : 5

– TYP AT ALL INTERMEDIATE POST

NOTES:

1. ALUMINUM EXTRUSIONS SHALL CONFORM TO ASTM B221 ALLOY 6351–T6. ALUMINUM PLATES SHALL CONFORM TO ASTM B221 ALLOY 5083.
2. THE M.I.G. PROCESS OF WELDING SHALL BE USED.
3. SST DENOTES STAINLESS STEEL.
4. RAIL POSTS AND BALUSTERS SHALL BE SET VERTICAL.
5. PLACE NEOPRENE PAD UNDER EACH POST BETWEEN BASE PLATE/ OR SHIM AND CONC SURFACE. ALUMINUM SHIMS MAY BE REQUIRED FOR VERTICAL ALIGNMENT.
6. HANDRAIL ANCHOR INSERTS SHALL BE ACROW–RICHMOND TYPE DGRS–1.

APEGM
Certificate of Authorization
Wardrop Engineering Inc.
No. 195 Date: April 30, 2011

NO.	REVISIONS	DATE	BY
01	ISSUED FOR ADDENDUM 1	11.03.07	VB
00	ISSUED FOR TENDER	11.02.18	VB

B.M. ELEV. F.B.

WARDROP
A TETRA TECH COMPANY

DESIGNED BY V.B. CHECKED BY V.B.
DRAWN BY E.M.M./G.I. APPROVED BY R.H.W.
HOR. SCALE: VERTICAL: AS NOTED
RELEASED FOR CONSTRUCTION DATE
ORIGINAL SIGNED 11.02.16
MATT CHISLETT, P.ENG. BRIDGE PROJECTS ENGINEER
DATE 10.12.03

PROVINCE OF MANITOBA
ORIGINAL SIGNED 11.02.16
V. BANTHIA
Member
23477
REGISTERED PROFESSIONAL ENGINEER

CONSULTANT DRAWING NO.
0900070502–DWG–S0085

Winnipeg
THE CITY OF WINNIPEG
PUBLIC WORKS DEPARTMENT
ENGINEERING DIVISION

OSBORNE STREET BRIDGE
REHABILITATION & RELATED WORKS

CITY DRAWING NUMBER B109–11–090
SHEET 85 OF 131

ALUMINUM PEDESTRIAN HANDRAIL
ELEVATIONS, SECTIONS AND DETAILS

85