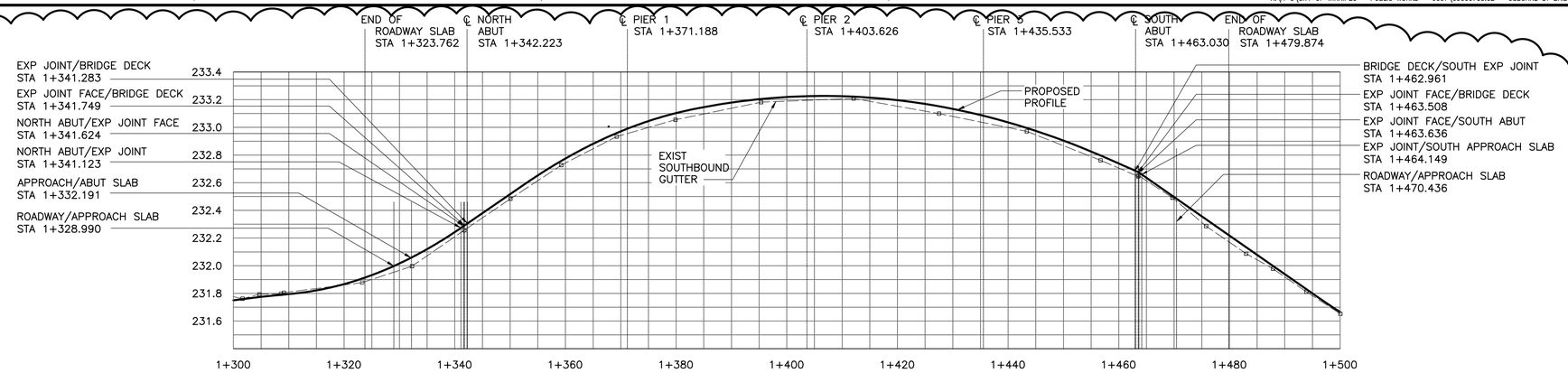

01

1 — PROFILE 'A' – 12.228 WEST OF ALIGNMENT CONTROL LINE

VERT = 1 : 450 HOR = 1 : 1125

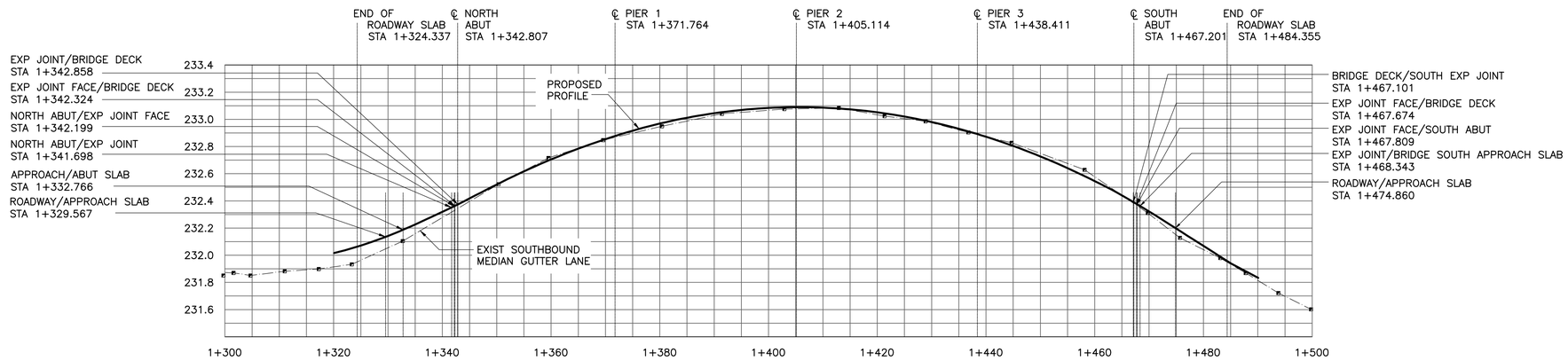

2 — PROFILE 'B' – 1.56m WEST OF ALIGNMENT CONTROL LINE

VERT = 1 : 450 HOR = 1 : 1125

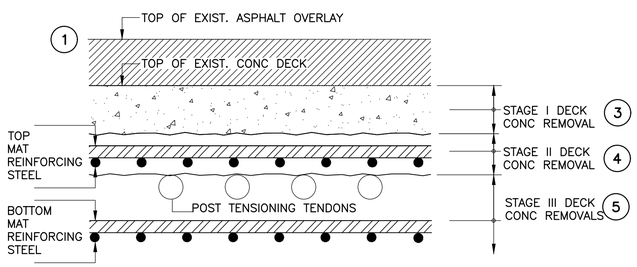

3 — SECTION AT PIERS

N.T.S.

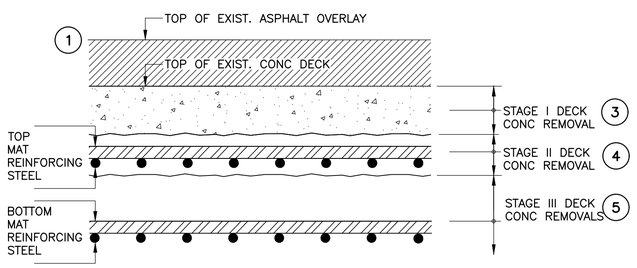

4 — SECTION AT MIDSPAN

N.T.S.

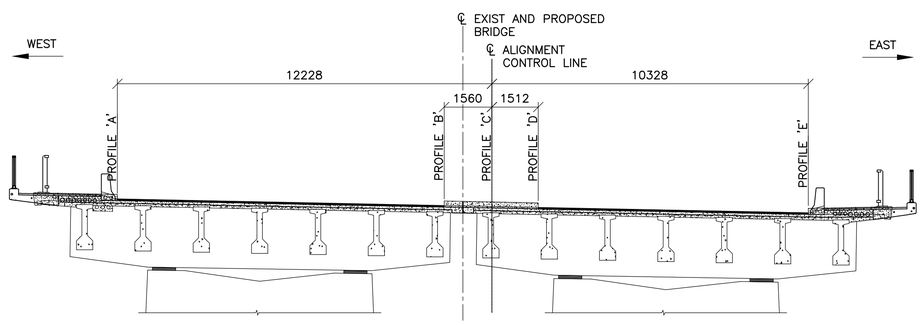

5 — TYPICAL CROSS SECTION

1 : 100

– SHOWING PROFILE LOCATIONS

PROCEDURE AND SEQUENCE OF STRUCTURAL REMOVALS FOR DECK DEMOLITION:

1. REMOVE EXISTING ASPHALT OVERLAY (50mm MIN THICK).
2. CONDUCT A SURVEY FOR THE ELEVATION OF THE EXISTING CONCRETE DECK AT EACH STATION ALONG PROFILE LINES A, B, C, D AND E TO FILL IN COLUMN (2) IN THE TABLE ON SHEET 7.
3. REMOVE EXISTING BRIDGE DECK CONCRETE OVERHANGS ON SIDEWALK AND MEDIAN BY SAWCUTTING TO THE SPECIFIED LIMITS. IT IS PERMISSIBLE TO COMPLETE PARTIAL CONCRETE REMOVALS FOR THE OVERHANGS BY MEANS OF ROTOMILLING OR SCRAPING, AS APPROVED BY THE CONTRACT ADMINISTRATOR. ALL CONCRETE TO REMAIN MUST BE FULLY SUPPORTED BY WORK PLATFORMS.
4. STAGE I DECK CONCRETE: REMOVE 42mm MIN OF THE EXISTING CONCRETE BY MEANS OF ROTOMILLING, TO WITHIN 6mm OF THE TOP OF THE TOP MAT OF REINFORCING STEEL.
5. STAGE II DECK CONCRETE: REMOVE EXISTING CONCRETE TO THE TOP OF THE EXISTING POST TENSIONING DUCTS OVER PIERS AND 10mm BELOW THE BOTTOM OF THE TOP MAT OF REINFORCING STEEL BY HYDRODEMOLITION. REMOVE AND DISPOSE OF TOP MAT OF EXISTING REINFORCING STEEL.
6. STAGE III DECK CONCRETE: ADDITIONAL CONCRETE REMOVALS MAY BE REQUIRED, AS DIRECTED BY THE CONTRACT ADMINISTRATOR. THESE REMOVALS WILL BE DESIGNATED BY THE FOLLOWING:
   - TYPE 1: REMOVAL OF EXISTING DECK CONCRETE BELOW LIMITS OF STAGE II DECK CONCRETE TO THE MID HEIGHT OF THE EXISTING TOP LAYER OF THE BOTTOM REINFORCING MAT.
   - TYPE 2: FULL DEPTH REMOVALS OF EXISTING DECK CONCRETE.
   - TYPE 3: REMOVAL OF THE EXISTING CONCRETE AROUND THE TOP ⅓ OF THE POST TENSIONING DUCTS REQUIRED FOR THE REMEDIAL REPAIRS.
7. THE CONTRACTOR SHALL TAKE ALL NECESSARY PRECAUTIONS DURING POST TENSIONING TENDON REPAIRS. POST TENSIONING TENDONS ARE UNDER TENSION. THE CONTRACTOR SHALL CONSIDER THE POTENTIAL FOR DEBONDING OF THE TENDONS DURING STRUCTURAL REMOVAL OPERATIONS. THE CONTRACTOR SHALL TAKE EXTREME CARE TO PROTECT POST TENSIONING ANCHORAGES DURING STRUCTURAL REMOVAL OPERATIONS.
8. FOLLOWING REMOVAL OF THE TOP MAT OF EXISTING REINFORCING STEEL AND UNTIL COMPLETION OF THE NEW DECK SLAB CONCRETE, EQUIPMENT TRAVELING ACROSS THE DECK SHALL BE LIMITED TO A GVW OF 10,000kg.
9. CONDUCT A SCREED SURVEY OF THE EXISTING CONCRETE FOLLOWING ALL STRUCTURAL REMOVALS, AT EACH STATION ALONG PROFILE LINES A, B, C, D AND E TO FILL IN COLUMN (4) IN THE TABLE ON SHEET 7.
10. THE CONTRACT ADMINISTRATOR WILL PROVIDE THE FINAL ELEVATIONS FOR THE NEW CONCRETE DECK SLAB IN COLUMN (5) IN THE TABLE ON SHEET 7.
11. FOLLOWING COMPLETION OF THE NEW CONCRETE DECK SLAB, CONDUCT A SURVEY OF CONCRETE ELEVATIONS ALONG PROFILE LINES A, B, C, D AND E.
12. THE CONTRACT ADMINISTRATOR WILL REVISE THE FINAL ELEVATIONS FOR THE OVERLAYS IN COLUMN 6 IN THE TABLE ON SHEET 7 IF REQUIRED TO ENSURE A MINIMUM 50mm HPC OVERLAY AND SIDEWALK WSC OVERLAY.
13. THE CONTRACTOR TO ALLOW FOR FIVE (5) BUSINESS DAYS BETWEEN HIS SUBMISSION OF THE SURVEY DATA IN PROCEDURES 9 AND 11 AND THE RECEIPT OF THE ELEVATIONS IN PROCEDURES 10 AND 12 FROM THE CONTRACT ADMINISTRATOR.

APEGM
Certificate of Authorization
Wardrop Engineering Inc.
No. 195 Expiry: April 30, 2011

B.M. ELEV. F.B.

NO.	REVISIONS	DATE	BY
01	ISSUED FOR ADDENDUM 2	11.03.10	VB
00	ISSUED FOR TENDER	11.02.18	VB

WARDROP
A TETRA TECH COMPANY

DESIGNED BY	K.Y.	CHECKED BY	V.B.
DRAWN BY	C.T.	APPROVED BY	R.H.W.
HOR. SCALE: / VERTICAL:	AS NOTED	RELEASED FOR CONSTRUCTION	DATE
		ORIGINAL SIGNED	11.02.16
DATE	10.02.16	MATT CHISLETT, P.ENG BRIDGE PROJECTS ENGINEER	

PROVINCE OF MANITOBA
ORIGINAL SIGNED 11.02.16
V. BANTHIA
Member 23477
REGISTERED PROFESSIONAL ENGINEER

CONSULTANT DRAWING NO.
0900070502-DWG-S0005

Winnipeg
THE CITY OF WINNIPEG
PUBLIC WORKS DEPARTMENT
ENGINEERING DIVISION

OSBORNE STREET BRIDGE
REHABILITATION & RELATED WORKS

DECK PROFILE 1

CITY DRAWING NUMBER B109-11-010

SHEET 5 OF 131

5