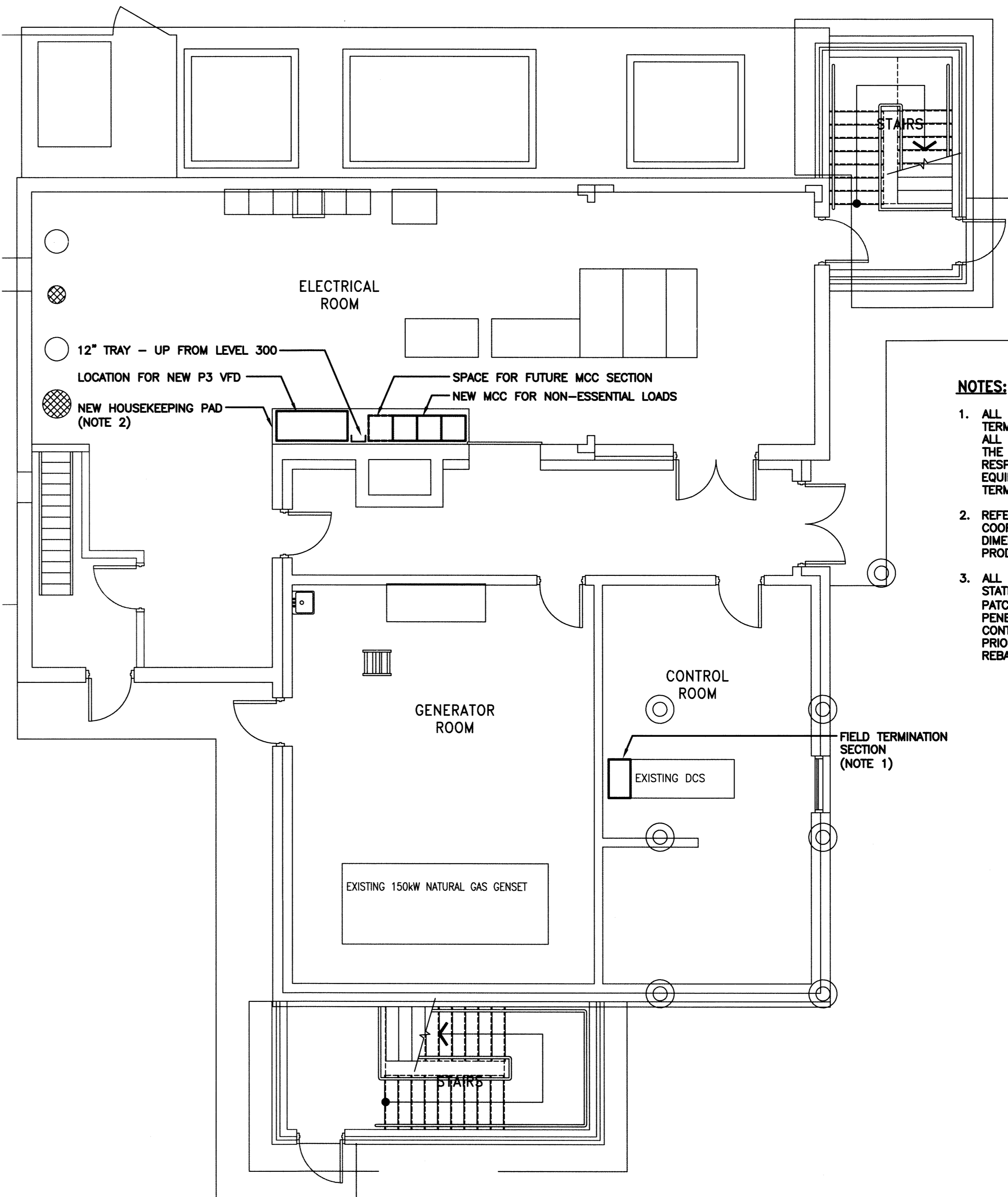
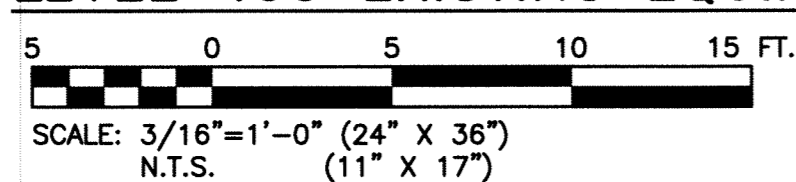
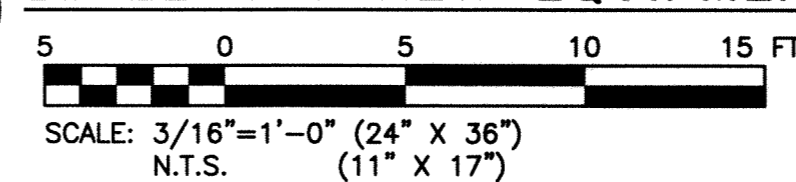


1 LEVEL 400 EXISTING EQUIPMENT PLAN




2 LEVEL 400 NEW EQUIPMENT PLAN



NOTES:

1. ALL CONTROL CABLING TO DCS CABINET SHALL BE TERMINATED WITHIN THE FIELD TERMINATION SECTION. ALL WIRING FROM THE FIELD TERMINATION SECTION TO THE DCS IS BY OTHER. THE CONTRACTOR IS RESPONSIBLE FOR VERIFYING ALL WIRING FROM THE EQUIPMENT TO THE TERMINALS WITHIN THIS TERMINATION SECTION PRIOR TO COMMISSIONING.
2. REFER TO THE STRUCTURAL DRAWING S01 FOR COORDINATION OF THE HOUSEKEEPING PAD. EXACT DIMENSIONS TO BE CONFIRMED ON SITE WITH PRODUCT SHOP DRAWINGS.
3. ALL FIELD WIRING SHALL BE WITHIN CONDUIT UNLESS STATED OTHERWISE. CONTRACTOR IS RESPONSIBLE FOR PATCHING AND/OR FIRE STOPPING ALL FLOOR/WALL PENETRATIONS AS A RESULT OF THE NEW WORK. CONTRACTOR TO ALLOW FOR SCANNING THE CONCRETE PRIOR TO ANY CONDUIT PENETRATIONS TO ENSURE REBAR AND EMBEDDED SERVICES ARE MISSED.



FIELD BOOK #				ENGINEER'S SEAL	
POSTED TO LBIS					
DESIGNED BY	DDW	CHECKED BY	JLL		
DRAWN BY	GCN	APPROVED BY	RED		
HDR. SCALE	N.T.S.	RELEASED FOR CONSTRUCTION			
NO. REVISIONS	0	DATE	2011-11-07	DATE	2011-06-24

REPLACEMENT OF RAW SEWAGE PUMP P-3 PERIMETER ROAD PUMPING STATION

ELECTRICAL

EXISTING AND NEW LEVEL 400 PLANS

SHEET 1 OF 1
 CITY DRAWING NUMBER