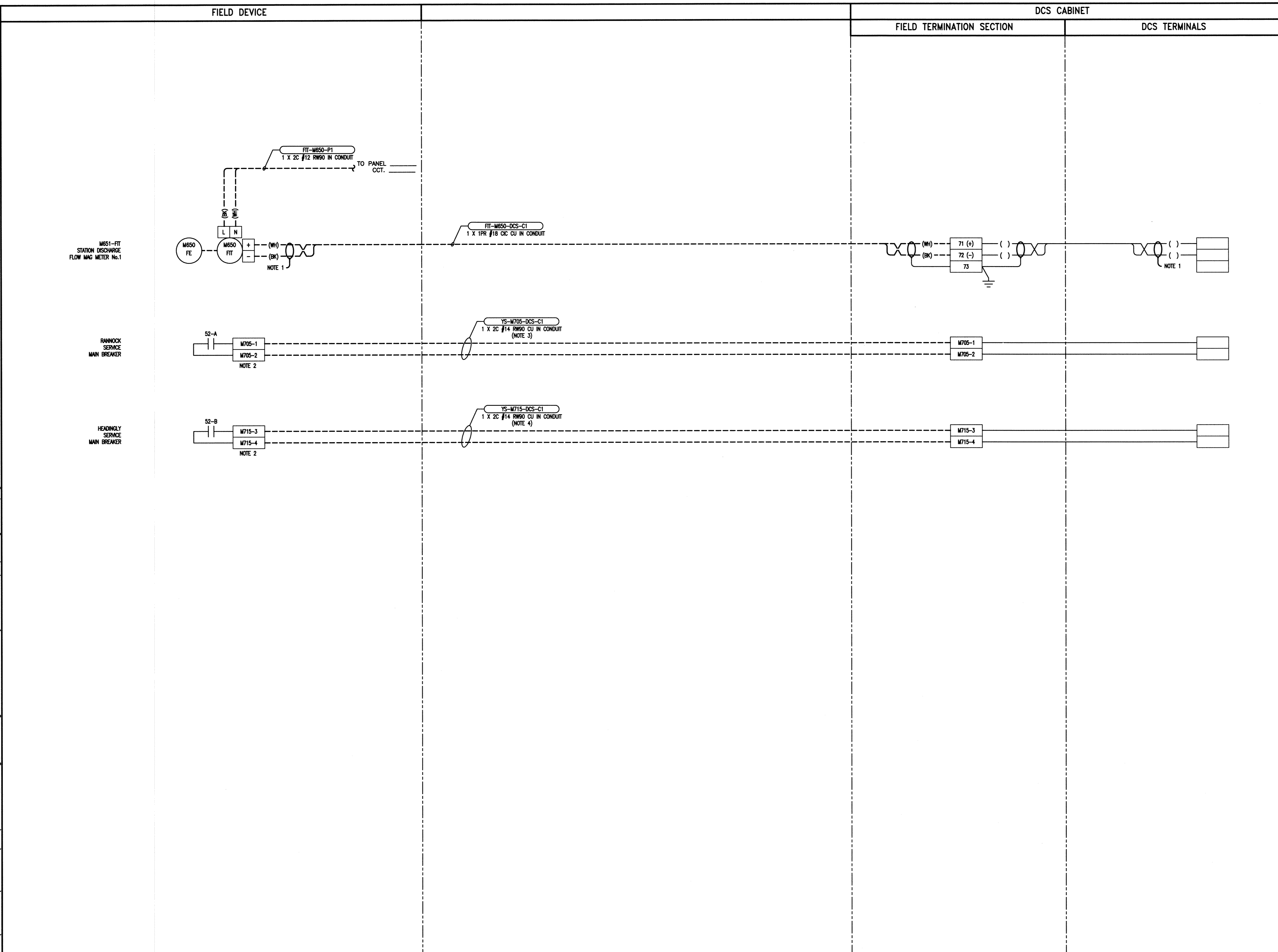



CW-9-M564-1
 File Name: P:\Projects\2010\10-0107-23\Doc.Control\ToBalsaus\DWG\720-2010_Drawing_E24-RO.dwg - Tab: E24 Plotted By: DDerocche 11/07/2011 [Mon 3:05pm]




- NOTES:**
- ISOLATE AND TAPE BACK SHIELD AT THIS END ONLY.
 - CONTRACTOR TO REUSE THE TWO EXISTING TERMINAL BLOCKS AND ADD TWO NEW TERMINAL BLOCKS WITHIN THE 600V SWITCH GEAR AND RELABEL AS SHOWN. REFER TO THE EXISTING CITY DRAWING WEP-0660 FOR EXISTING DETAILS.
 - EXISTING WIRING TO BE RELOCATED AS SHOWN.
 - PROVIDE NEW WIRING AS SHOWN.
 - DCS TERMINAL TO BE DETERMINED BY CITY AT A LATER DATE AND LABELED WITH AS-BUILTS.

LEGEND

----- FIELD WIRING
 _____ PANEL WIRING (BY OTHERS)



B.M. ELEV.	FIELD BOOK #	KGS GROUP CONSULTING ENGINEERS	
POSTED TO L.B.I.S.			
DESIGNED BY	DDW	CHECKED BY	JLL
DRAWN BY	GCN	APPROVED BY	RED
HOR. SCALE	N.T.S.	RELEASED FOR CONSTRUCTION	
VERTICAL	N.T.S.		
NO. REVISIONS	DATE	BY	DATE
0	ISSUED FOR TENDER	2011-11-07	2011 07 14



THE CITY OF WINNIPEG
 WATER AND WASTE DEPARTMENT
 REPLACEMENT OF RAW SEWAGE PUMP P-3
 PERIMETER ROAD PUMPING STATION
ELECTRICAL
 MISCELLANEOUS
 LOOPS DRAWING

SHEET 1 OF 1
 CITY DRAWING NUMBER