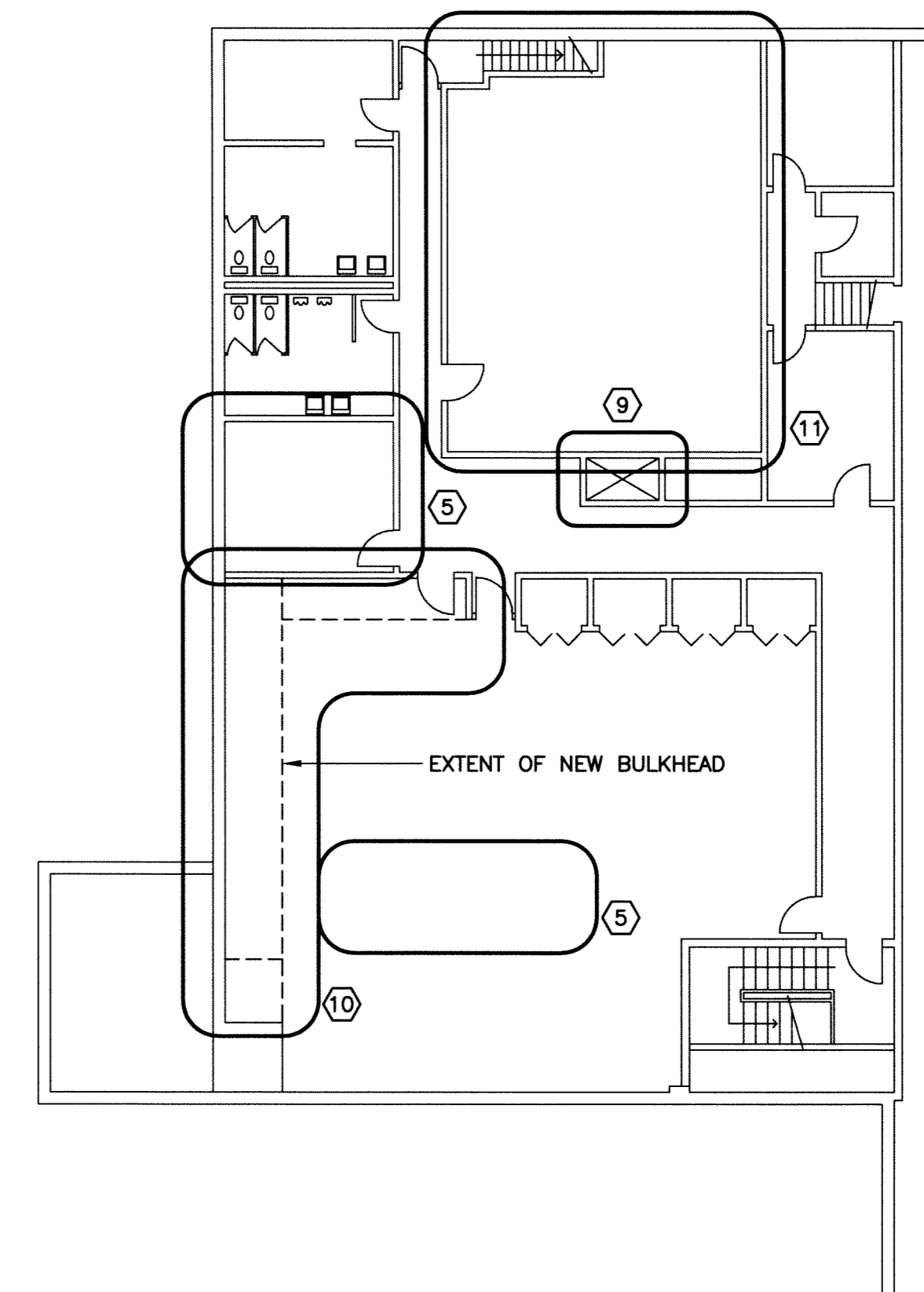


**1 MAIN FLOOR PLAN**  
 SCALE: 1:150mm (24"x36")  
 1:300mm (11"x17")



**2 WEST WING - SECOND FLOOR PLAN**  
 SCALE: 1:150mm (24"x36")  
 1:300mm (11"x17")

**SCOPE OF WORK NOTES: (CONTINUED):**


- 4 REMOVE AND RECONSTRUCT PIPE CHASE AS REQUIRED TO REMOVE PIPING - SEE DRAWING M-1, NOTE 3 & 4.
- 5 REMOVE AND REPLACE CEILING AS REQUIRED TO REMOVE/INSTALL PIPING AND DUCTWORK. PROVIDE PLYWOOD BACKING TO DRYWALL IN CHANGING AND DRESSING ROOM AREAS TO MATCH EXISTING. REFERENCE DRAWING M-1 AND M-5.
- 6 REMOVE EXISTING CEILING TILES AND PROVIDE NEW SUSPENDED CEILING TILES TO MATCH EXISTING. CLEAN EXISTING CEILING GRID PRIOR TO INSTALLING NEW CEILING TILE - SEE DRAWING M-1, NOTE 7 AND DRAWING M-5. WHERE THERE IS NO SUSPENDED CEILING, PATCH AND REPAIR EXISTING OPENINGS AND PROVIDE NEW OPENINGS AS REQUIRED. REPAINT ENTIRE CEILING.
- 7 PROVIDE NEW 100mm CONCRETE HOUSE KEEPING PAD FOR NEW BOILER, 10M @300 O/C E.W., 35mm TOP COVER. SEE DRAWING M-7.
- 8 PROVIDE NEW WALL OPENINGS FOR AIR INTAKE AND CHIMNEY EXHAUST. INFILL EXISTING OPENING. REFERENCE DRAWING M-6, M-7 AND M-8. SEE DETAIL "4" ON "S-3"
- 9 REMOVE AND REINSTALL NEW CHASE AND CEILING DUCTS AS REQUIRED TO INSTALL NEW PIPES AND DUCTS. REFERENCE DRAWINGS M-2, M-4 AND M-6.
- 10 REMOVE EXISTING DUCT BULKHEAD AND REPLACE WITH STEEL STUDS AND DRYWALL BULKHEAD TO MATCH EXISTING.
- 11 REMOVE EXISTING CEILING TILE AS REQUIRED TO REMOVE/INSTALL PIPING AND DUCTWORK. RE-USE CEILING TILE IF NOT DAMAGED. DAMAGED CEILING TILE TO BE REPLACED TO MATCH EXISTING.
- 12 PROVIDE NEW ROOFING AROUND ALL NEW PIPE PENETRATIONS THROUGH ROOF. ROOFING TO BE AS PER SECTION 3/S03 OR APPROVED ALTERNATE IN ACCORDANCE WITH B6.

**GENERAL NOTES:**

- 1. PATCH EXISTING FLOOR, WALL, CEILING ASSEMBLIES, ETC. WHERE REQUIRED DUE TO DEMOLITION/RENOVATION WORK TO MATCH EXISTING CONSTRUCTION, MATERIALS, TEXTURES AND FINISHES UNLESS NOTED OR PERMITTED OTHERWISE.
- 2. USE ONLY NEW MATERIALS TO BLEND WITH EXISTING EXCEPT WHERE THE USE OF SALVAGED EXISTING MATERIALS WOULD BE DESIRABLE AND IS PERMITTED BY THE CONTRACT ADMINISTRATOR.
- 3. EXISTING ASSEMBLIES THAT ARE DAMAGED OR WEAKENED IN ANY WAY DUE TO DEMOLITION AND RENOVATION WORK, SHALL BE RESTORED TO THEIR FORMER STATE BY REINFORCING, REBUILDING, OR REPLACEMENT, TO THE SATISFACTION OF THE CITY.
- 4. PATCHED WALL AREAS SHALL BE PAINTED TO INCLUDE THE ENTIRE SURFACE PLANE TO THE NEAREST CORNERS AND WALL AND CEILING INTERFACES UNLESS PERMITTED OTHERWISE.


**ROOF MEMBRANE (SBS MODIFIED):**

- 1. ROOF MEMBRANE TO BE 2 PLY TORCH APPLIED SBS MODIFIED BITUMEN MEMBRANE. ALL COMPONENTS OF THE ROOF MEMBRANE SYSTEM TO BE THE PRODUCTS OF A SINGLE MANUFACTURER ACCEPTABLE MANUFACTURER: SOPREMA OR TO MATCH EXISTING.
- 2. BASE SHEET TO MATCH EXISTING OR BE "SOPRALENE FLAM 180", A NON-WOVEN POLYESTER REINFORCEMENT AND SBS MODIFIED BITUMEN C/W A THERMO FUSIBLE PLASTIC FILM ON EACH FACE. BASE SHEET TO BE TORCH APPLIED TO TORCHABLE ROOF INSULATION.
- 3. CAP SHEET TO MATCH EXISTING OR BE "SOPRALENE FLAM 250 GR", A NON-WOVEN POLYESTER REINFORCEMENT AND SBS MODIFIED BITUMEN. COLOURED GRANULES (GREY) ON TOP FACE AND THERMO FUSIBLE PLASTIC FILM ON BOTTOM FACE. CAP SHEET TO BE TORCH APPLIED TO BASE SHEET.
- 4. ALL ROOF MEMBRANE COMPONENTS TO BE SHIPPED, STORED, HANDLED AND INSTALLED IN STRICT CONFORMANCE WITH MANUFACTURER'S WRITTEN INSTRUCTIONS.



B.M. ELEV.	
DESIGNED BY	RJL
DRAWN BY	MB
CHECKED BY	JW
APPROVED BY	
HOR. SCALE:	AS SHOWN
VERTICAL:	
ISSUED FOR TENDER	12/04/11
NO. REVISIONS	DATE BY DATE

**KGS GROUP**  
 CONSULTING ENGINEERS & PROJECT MANAGERS  
 WINNIPEG (204) 896-1209  
 THUNDER BAY (807) 345-2233



CONSULTANT DRAWING NO.  
**P2-S02**

**THE CITY OF WINNIPEG**  
 PUBLIC WORKS DEPARTMENT

PROJECT TITLE  
**FORT ROUGE LEISURE CENTRE HVAC UPGRADE**

SHEET OF  
**002 003**

COMPUTER FILE NAME  
**11-0107-02-P2-S02**

CITY DRAWING NUMBER

**MAIN FLOOR PLAN**