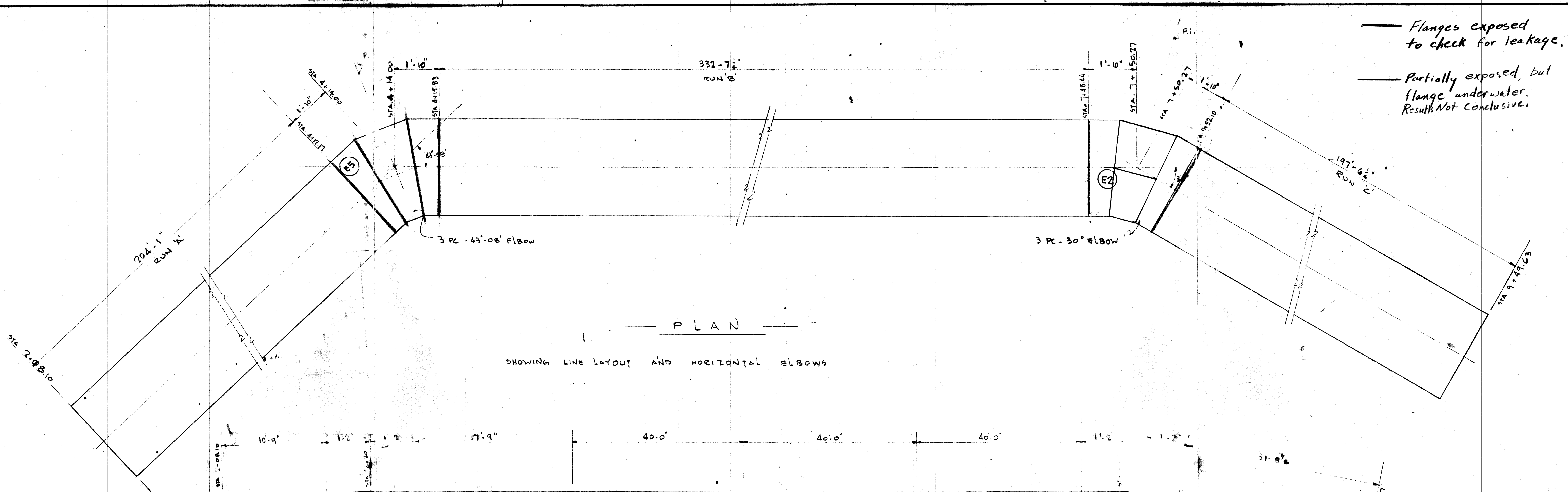
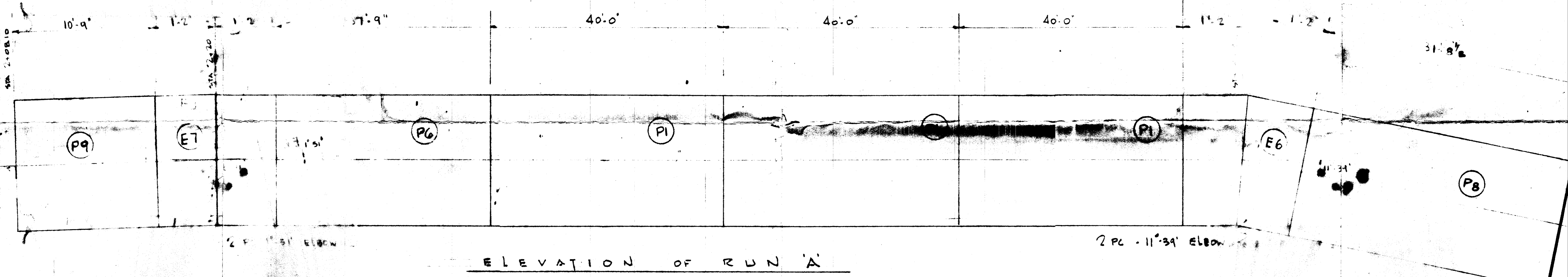


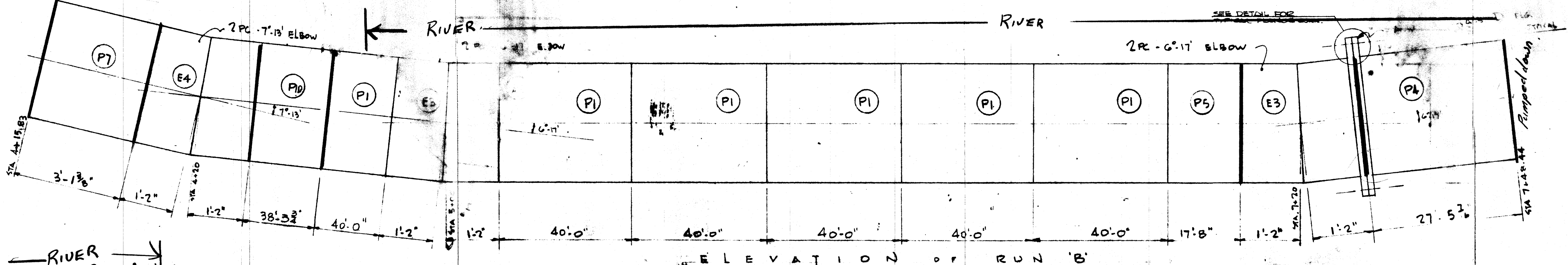
Flanges exposed to check for leakage.
 Partially exposed, but flange underwater. Results Not Conclusive.



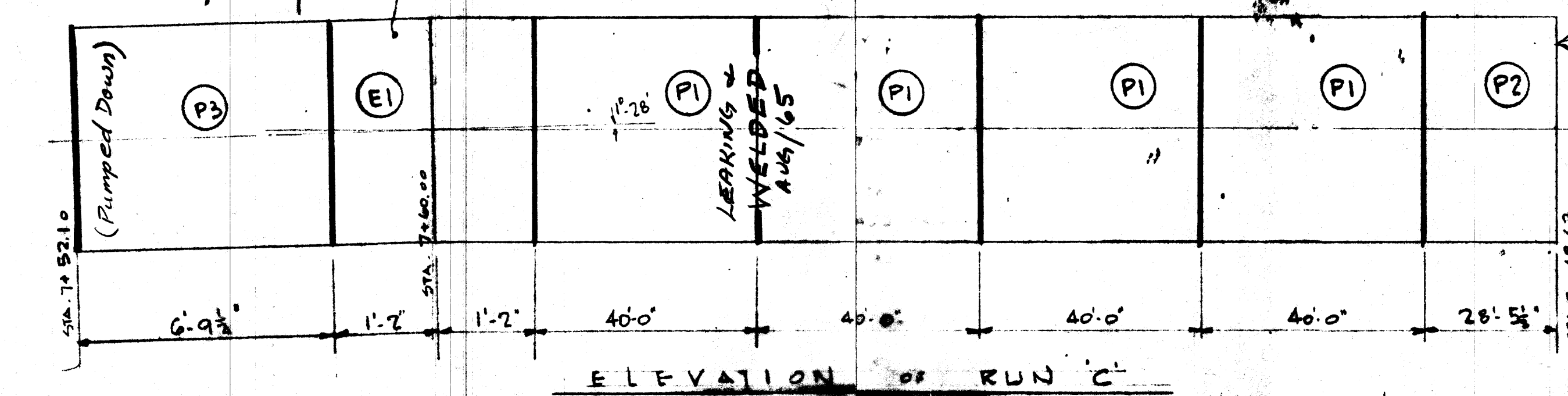
PLAN
 SHOWING LINE LAYOUT AND HORIZONTAL ELBOWS



ELEVATION OF RUN A



ELEVATION OF RUN B

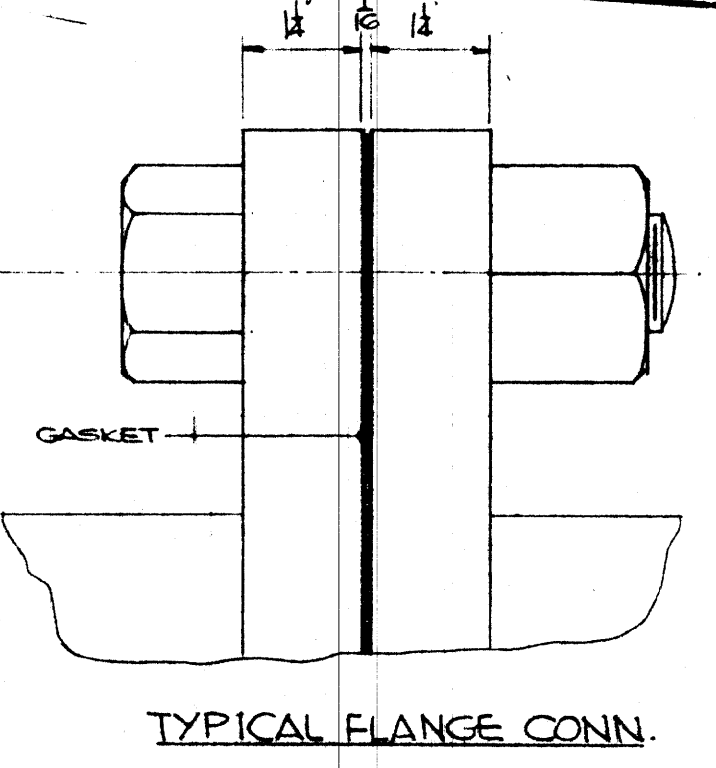


ELEVATION OF RUN C

Connections made by Borgers was leaking. Bolts tightened by Borgers + found to be not leaking with line pressure. March/65.

ALL PIPE TO BE 24\"/>

APPROVED FOR CONSTRUCTION
 Date OCT 21 1964
 Approval of this drawing covers only the general design and arrangement of material or equipment and does not in any way relieve the Contractor of any liability or responsibility for the satisfactory operation of this installation.



B	9/2/64	P7. REV'D FROM 3/0\"/>		
NO.	DATE	DESCRIPTION OF REVISION	CHK.	APP'D.
THIS PRINT IS THE PROPERTY OF ARMCO DRAINAGE & METAL PRODUCTS OF CANADA LTD. AND IS LENT WITHOUT CONSIDERATION OTHER THAN THE BORROWER'S AGREEMENT THAT IT SHALL NOT BE REPRODUCED, COPIED, LENT OR DISPOSED OF, DIRECTLY OR INDIRECTLY, NOR USED FOR ANY PURPOSE OTHER THAN THAT FOR WHICH IT IS SPECIFICALLY FURNISHED. THIS PRINT IS LENT SUBJECT TO RETURN ON DEMAND.				
METRO WINNIPEG WATERWORKS DIV.				
CHARLESWOOD - ASSINIBOIA FEEDER MAIN				
24\"/>				
GUELPH ORDER NO 50-7663				
DATE AUG 31 DRAWN MK CHECKED GT APPROVED SCALE DO NOT				FILE
ARMCO DRAINAGE & METAL PRODUCTS OF CANADA LTD.				DRAWING NO. 7183 / 64B