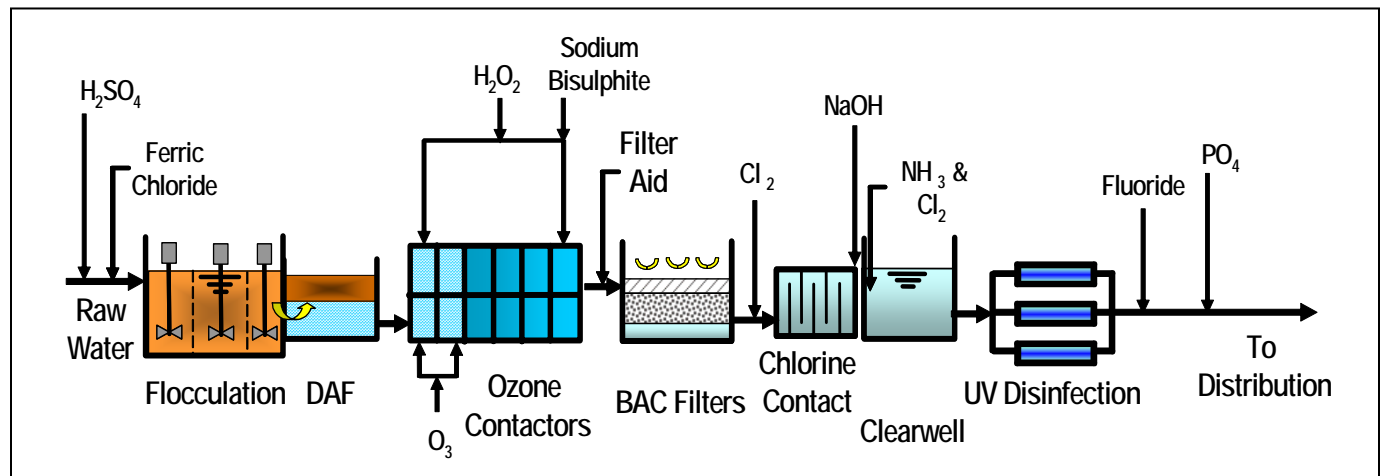


APPENDIX B – RELEVANT DOCUMENTS

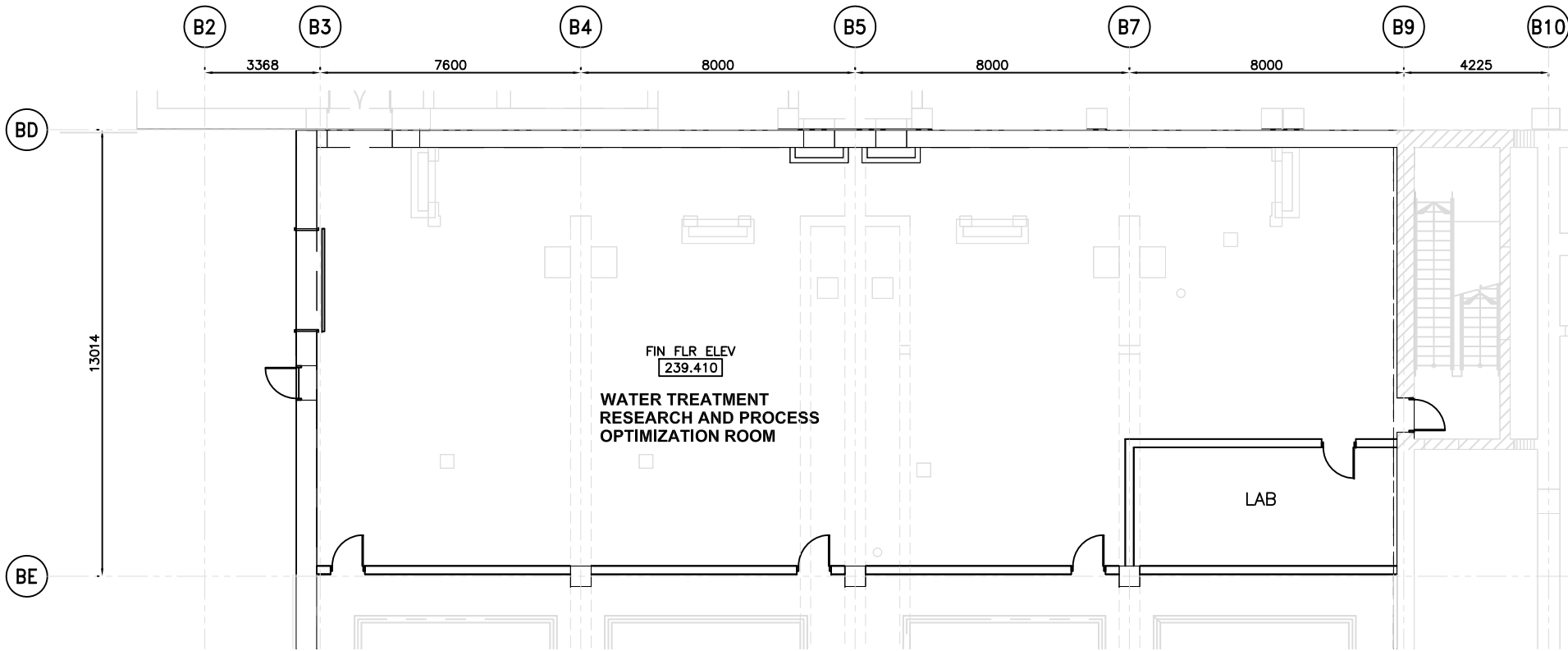
1. The following Figures are attached:
 - a) Figure 1 – Pictorial Schematic Drawing of Winnipeg's Drinking Water Treatment Processes;
 - b) Figure 2 – Water Treatment Research and Process Optimization Facility - Architectural Floor Plan; and
 - c) Figure 3 – Water Treatment Research and Process Optimization Facility – Proposed Mezzanine Area.



* Hydrogen peroxide (H₂O₂) and Ammonia (NH₃) processes are not being used. Only the provision of ports or blind flanges in the WTRPO Facility for future use is required.

Figure 1 – Pictorial Schematic Drawing of Winnipeg's Drinking Water Treatment Processes.

2. The preliminary design report for the WDWTP is available for viewing at 1199 Pacific Avenue. Proponents interested in viewing the report are required to
 - a) make an appointment with the Project Manager identified in D2;
 - b) submit security clearances in accordance with Section 1.6 of Appendix A;
 - c) sign a non-disclosure agreement; and
 - d) note that the report may not be photocopied, converted to electronic format, or removed from the premises.



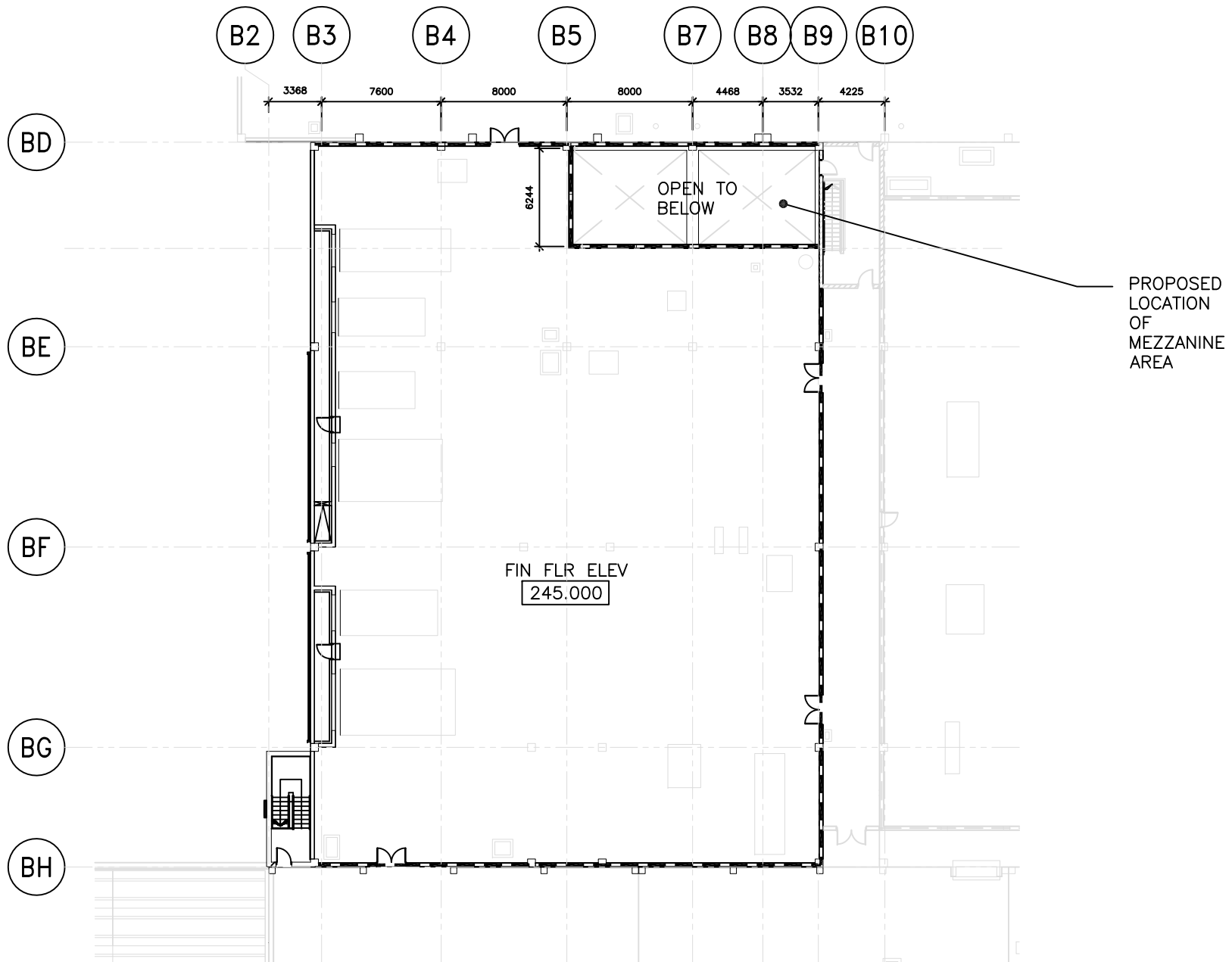
THE CITY OF WINNIPEG
WATER AND WASTE DEPARTMENT
ENGINEERING DIVISION


WATER TREATMENT RESEARCH
 AND PROCESS OPTIMIZATION ROOM

CITY FILE NUMBER
 SHEET OF

ARCHITECTURAL
 FLOOR PLAN

CITY DRAWING NUMBER
 FIGURE 2



 THE CITY OF WINNIPEG WATER AND WASTE DEPARTMENT ENGINEERING DIVISION	
WATER TREATMENT AND PROCESS OPTIMIZATION ROOM	CITY FILE NUMBER
	SHEET OF
PROPOSED MEZZANINE AREA	CITY DRAWING NUMBER FIGURE 3