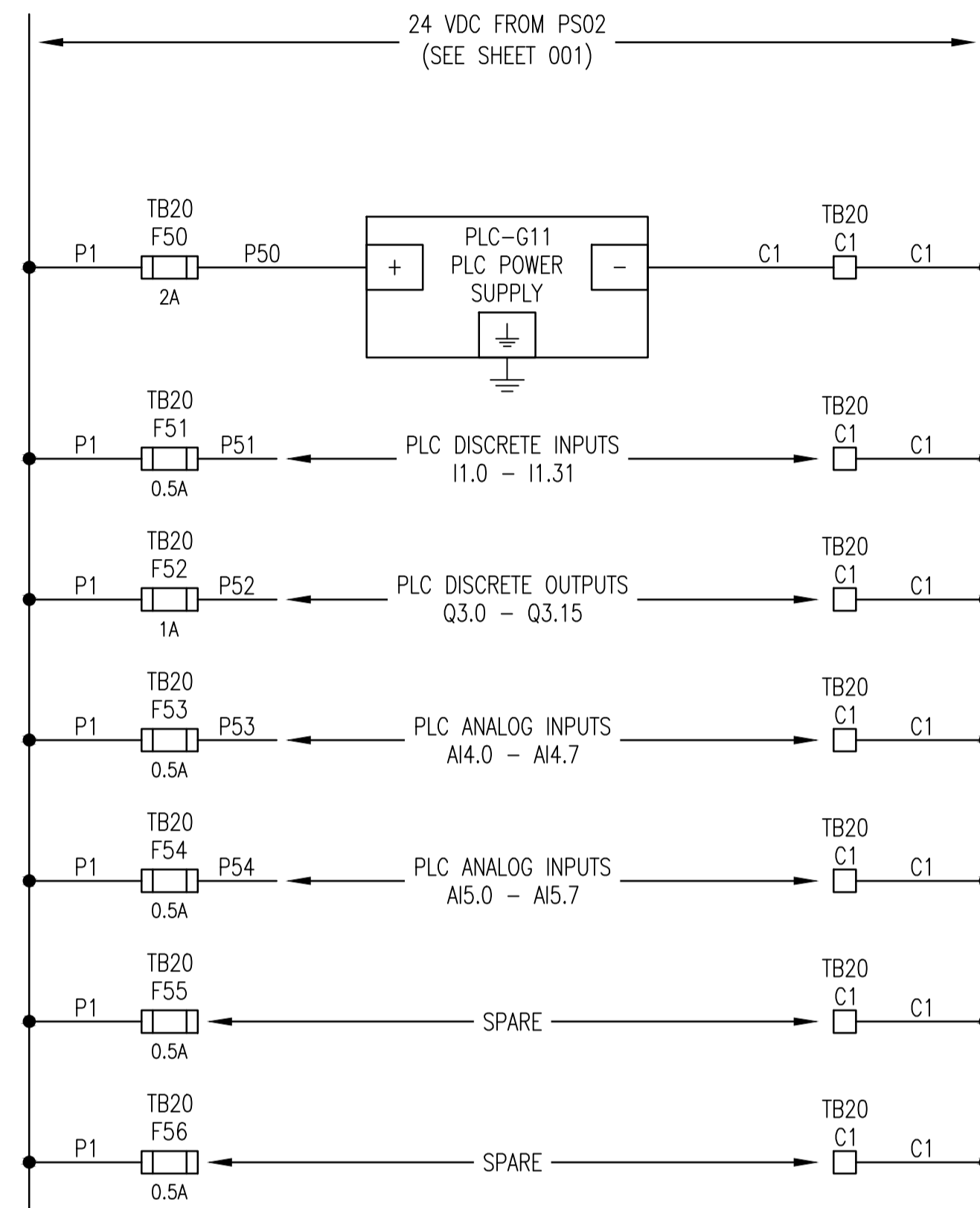


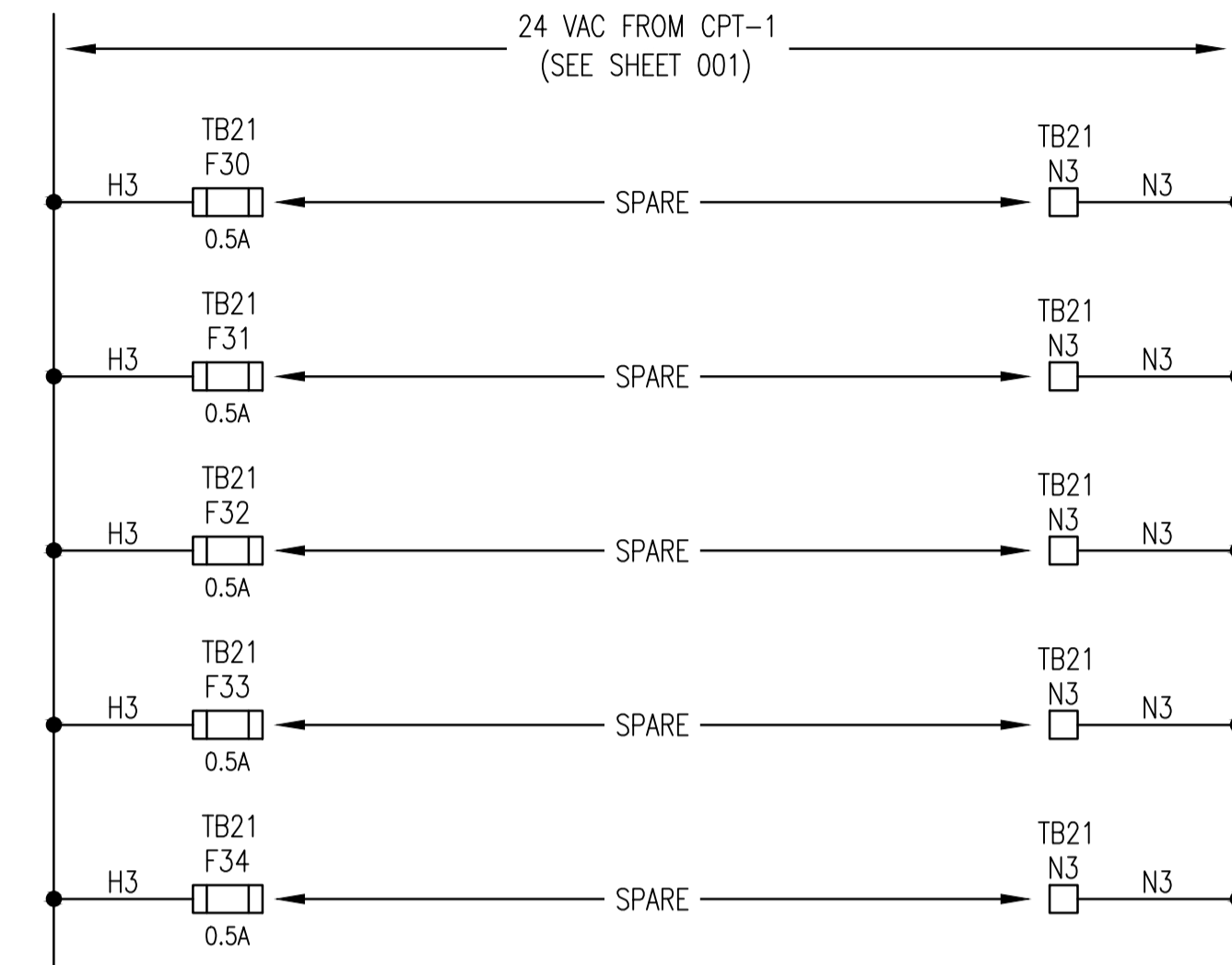
FUSE SCHEDULE			
TB	IDENTIFIER	SIZE	RATED CURRENT
TB20	F50	5x20mm	2A
	F51	5x20mm	0.5A
	F52	5x20mm	1A
	F53	5x20mm	0.5A
	F54	5x20mm	0.5A
	F55	5x20mm	0.5A
TB21	F30	5x20mm	0.5A
	F32	5x20mm	0.5A
TB22	F40	5x20mm	0.5A
	F41	5x20mm	0.5A
	F42	5x20mm	0.5A
	F43	5x20mm	0.5A
	F44	5x20mm	0.5A
	F45	5x20mm	0.5A
F46	5x20mm	0.5A	

POWER CONSUMPTION SCHEDULE AT 24 VDC			
LOAD	QTY.	CURRENT (mA)	SUBTOTAL (mA)
DISCRETE INPUTS	64	3.5	224
DISCRETE OUTPUTS	8	50	400
DISCRETE OUTPUTS	8	9	72
ANALOG INPUTS	8	20	160
PLC-G11	1	1333	1333
NSW-LCP-G2	1	92	92
TOTAL			2281



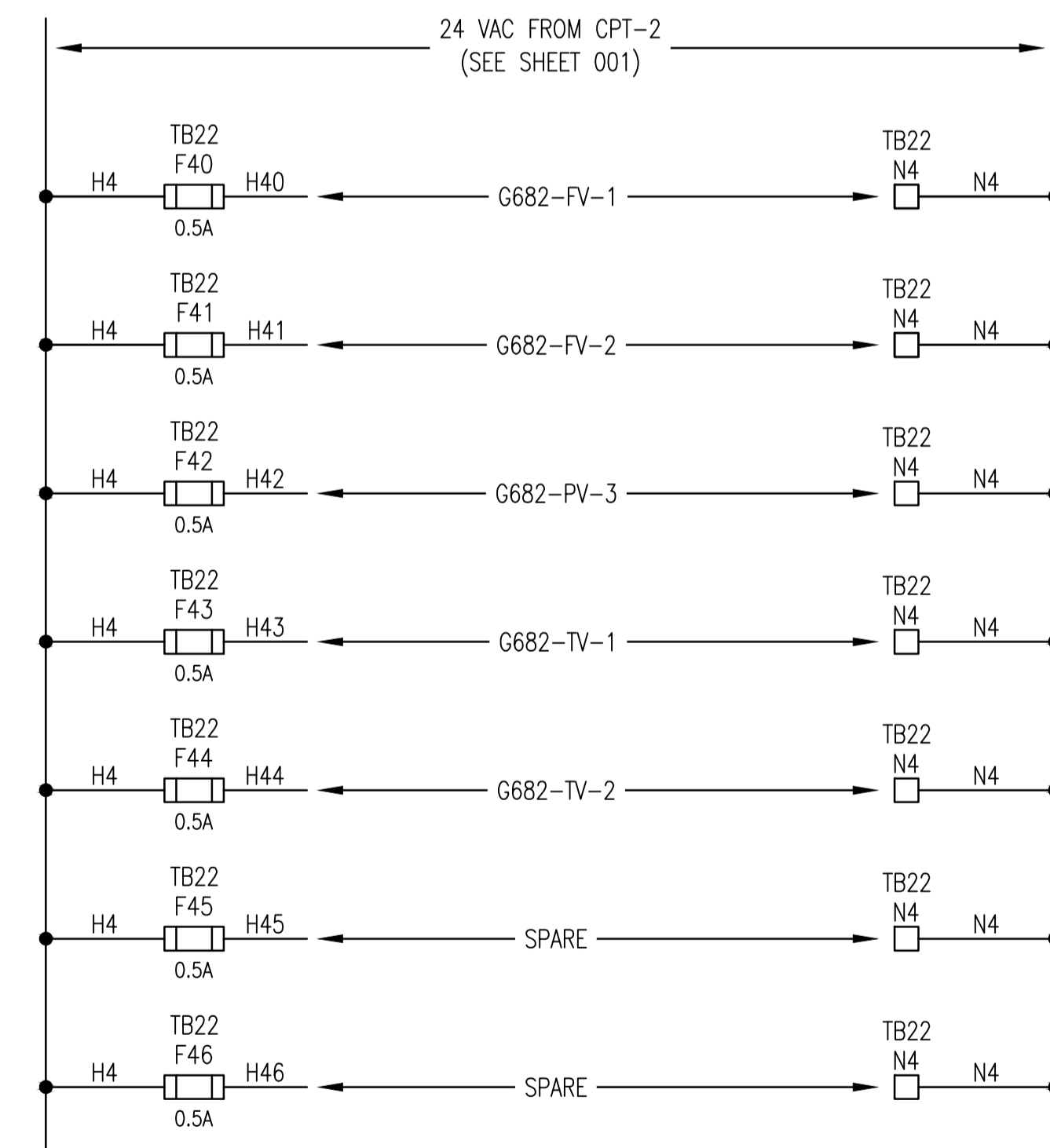
TERMINAL LAYOUT TB20

F50
F51
F52
F53
F54
F55
F56
C1
C1
C1
C1
C1
C1



TERMINAL LAYOUT TB21

F30
F31
F32
F33
F34
N3
N3
N3
N3



TERMINAL LAYOUT TB22

F40
F41
F42
F43
F44
F45
N4
N4
N4
N4
N4



NO.	REVISIONS	DATE	DESIGN	CHECK
00	ISSUED FOR TENDER, BID OPP. 545-2012	2012/08/31	TMC	CJR

SNC-LAVALIN INC.
148 Nature Park Way
Winnipeg, MB, Canada R3P 0X7
204-786-8080

DESIGNED BY: T. CHURCH
DRAWN BY: M.J. PERSSON
SCALE: NTS
DATE: 2012/01/31

CHECKED BY: C. REIMER
APPROVED BY: C. REIMER
RELEASED FOR CONSTRUCTION BY: N. HARRINGTON
DATE: 2012/08/31

CONSULTANT NO.: 112577-0116-48DD-0109

ENGINEER'S SEAL

THE CITY OF WINNIPEG
WATER AND WASTE DEPARTMENT

SOUTH END WATER POLLUTION CONTROL CENTRE
VENTILATION & MISC UPGRADES
POWER DISTRIBUTION SCHEMATIC
LCP-G2

CITY DRAWING NUMBER: 1-0102G-A0108
SHEET: 002
REV: 00
SIZE: A1