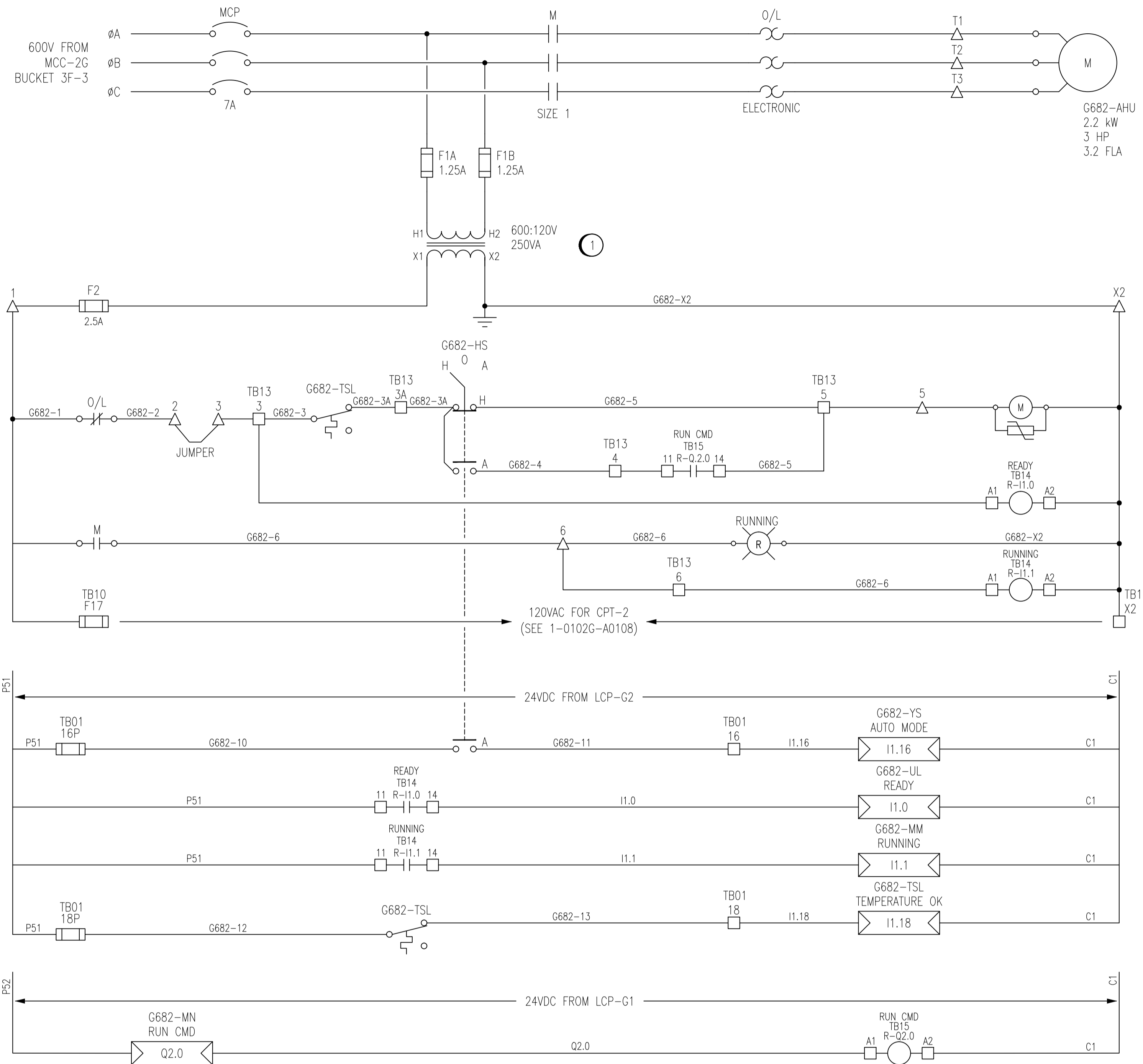
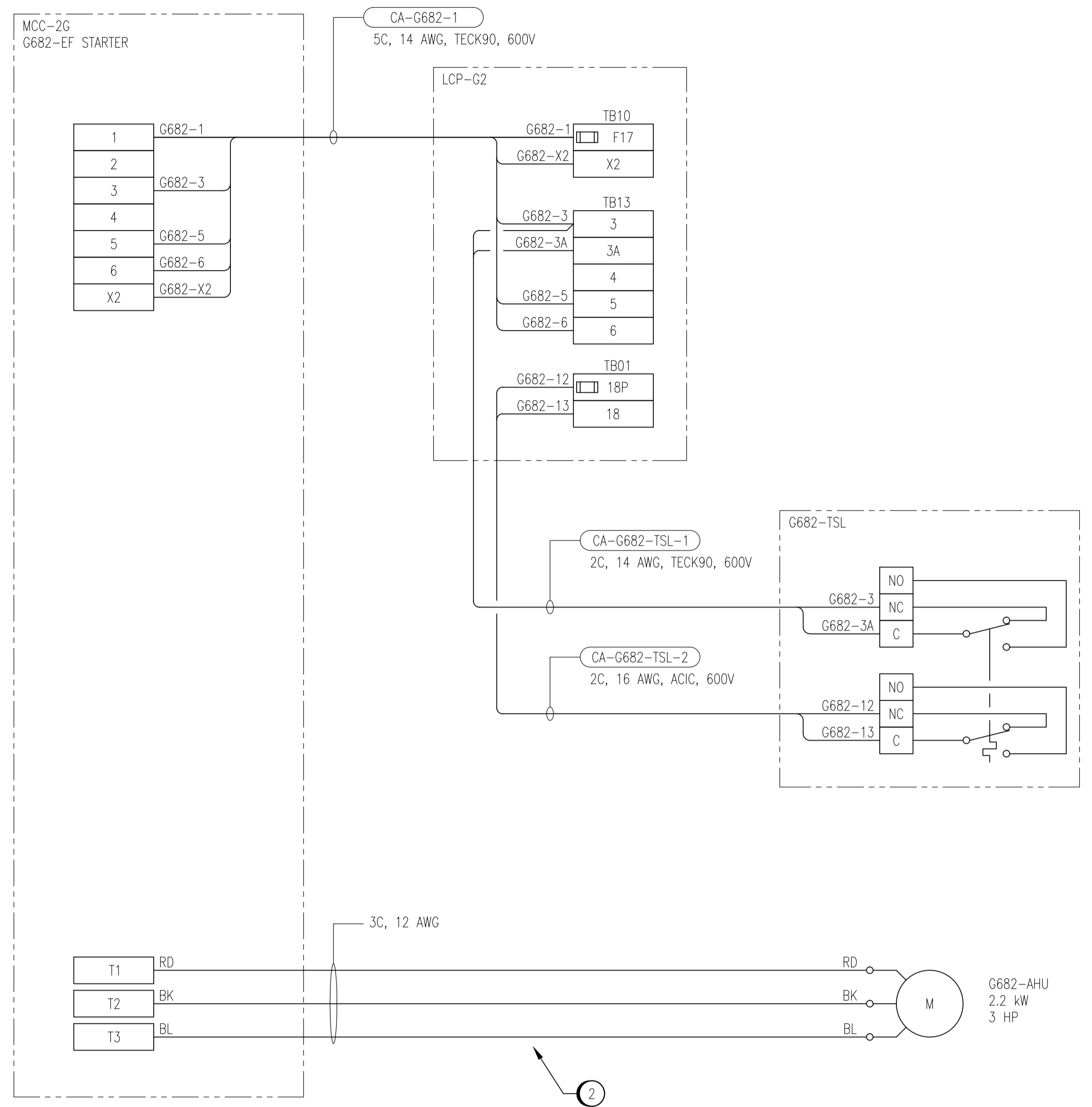


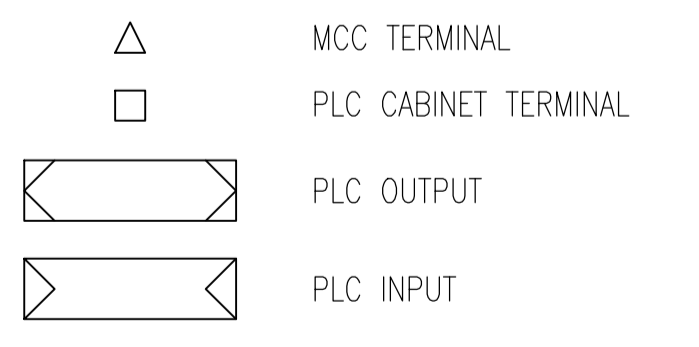
ELEMENTARY DIAGRAM:



FIELD CONNECTION DIAGRAM:



LEGEND:



NOTES:

1. THIS DRAWING SUPERSEDES SEP-2117.

CONSTRUCTION NOTES:

- ① REPLACE MCC BUCKET AS SHOWN.
- ② RE-USE EXISTING CONDUIT AND WIRING.

SEP-830	MCC-2G LAYOUT
1-0102G-A0107	PANEL LAYOUT, LCP-G2
DRAWING NUMBER	REFERENCE DRAWINGS



NO.	REVISIONS	DATE	DESIGN	CHECK
00	ISSUED FOR TENDER, BID OPP. 545-2012	2012/09/10	TMC	CJR

SNC-LAVALIN INC. 148 Nature Park Way Winnipeg, MB, Canada R3P 0X7 204-786-8080	
DESIGNED BY: I. CHURCH	CHECKED BY: C. REIMER
DRAWN BY: S. COATES	APPROVED BY: C. REIMER
SCALE: NTS	RELEASED FOR CONSTRUCTION BY: N. HARRINGTON
DATE: 2010/02/25	DATE: 2012/09/10
CONSULTANT NO.: 112577-0116-47DD-0009	

ENGINEER'S SEAL
-----------------

THE CITY OF WINNIPEG WATER AND WASTE DEPARTMENT			
SOUTH END WATER POLLUTION CONTROL CENTRE VENTILATION & MISC UPGRADES MOTOR SCHEMATIC G682-AHU AIR HANDLING UNIT			
CITY DRAWING NUMBER	SHEET	REV.	SIZE
1-0102G-E0043	001	00	A1