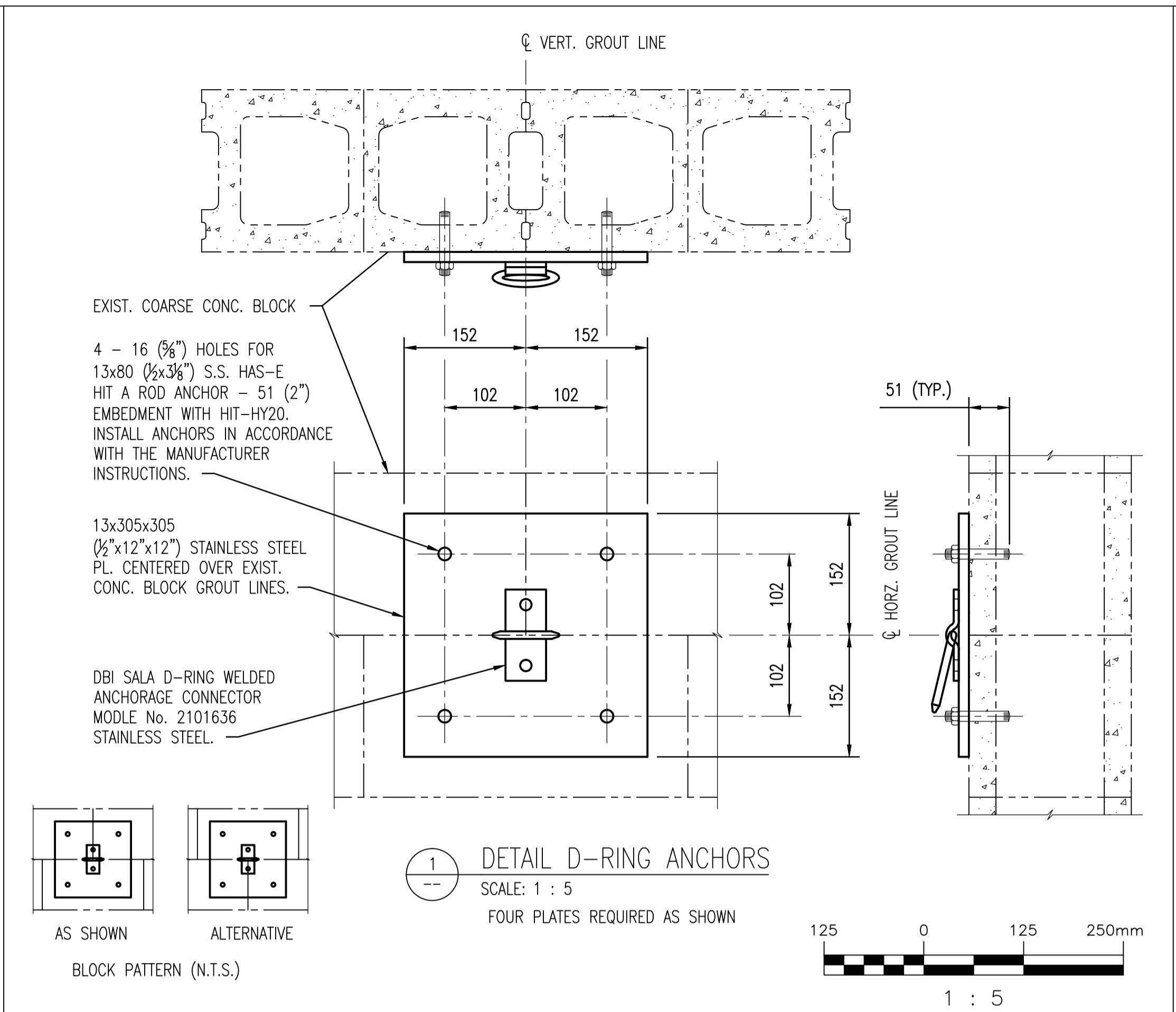
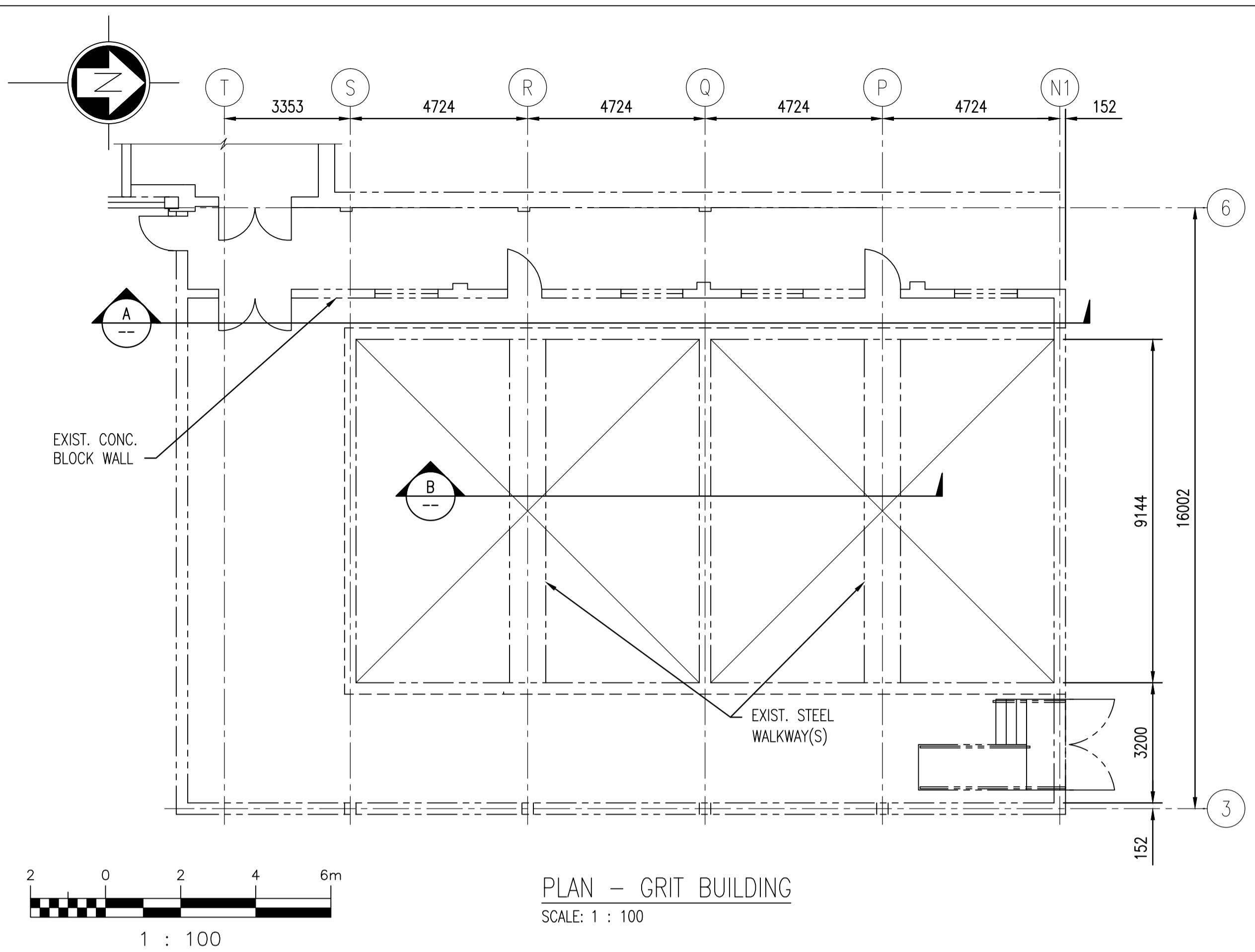
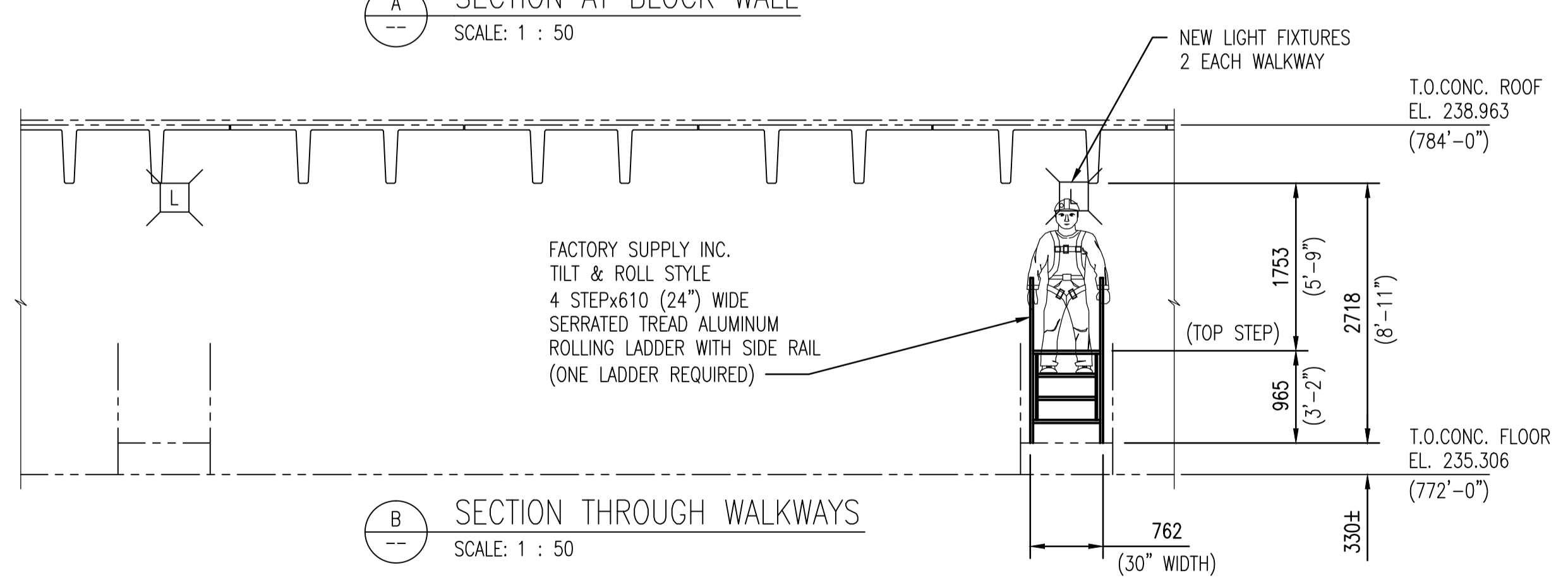
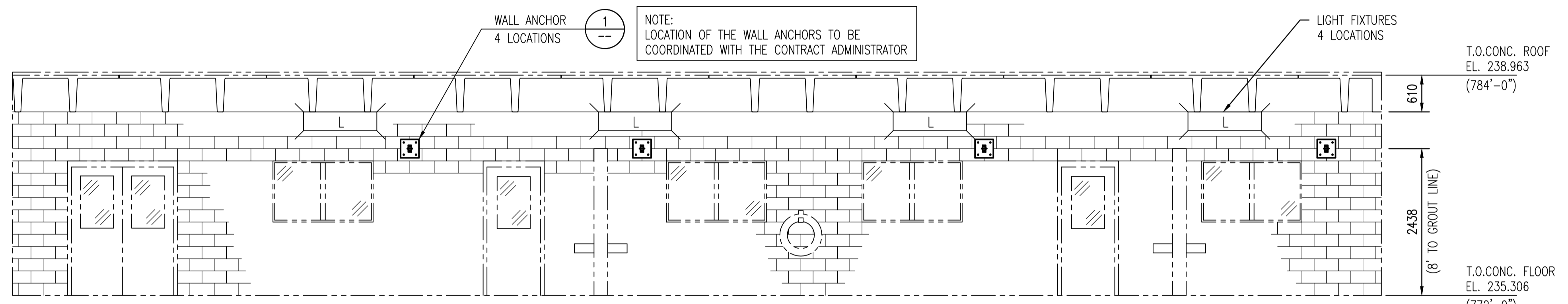


A1 SIZE - 594mm x 841mm



- GENERAL NOTES:**
- THESE NOTES ARE TO BE READ IN CONJUNCTION WITH THE PROJECT SPECIFICATION.
  - THESE NEW INSTALLATIONS HAVE BEEN DESIGNED IN ACCORDANCE WITH THE NATIONAL BUILDING CODE OF CANADA 2005 AND AS REVISED BY THE MANITOBA BUILDINGS AND MOBILE HOMES ACT (C.C.S.M.C. B93) REGULATION 127/2006.
  - REFERENCE OR COMPLIANCE WITH A STANDARD SHALL MEAN REFERENCE TO THE CURRENT EDITION OF THAT STANDARD AS WELL AS SUPPLEMENTS AND ALL DOCUMENTS REFERENCED THEREIN UNLESS REFERENCE TO A SPECIFIC DOCUMENT VERSION IS MADE.
  - THE CONTRACTOR SHALL COMPLY WITH ALL HEALTH AND SAFETY REQUIREMENTS AND REGULATIONS FOR THE PROVINCE OF MANITOBA.
  - THE DRAWINGS SHOW THE COMPLETED STRUCTURAL SYSTEM; THEY DO NOT SHOW WHICH MAY BE NECESSARY FOR SAFETY DURING CONSTRUCTION. THE CONTRACTOR IS RESPONSIBLE FOR SAFETY IN AND AROUND THE JOB SITE.
  - ALL WORK IN THE FIELD TO INCORPORATE PROPER SAFETY PRECAUTIONS TO ENSURE THE SAFETY OF THE WORKERS AND PREVENT DAMAGE TO ALL EXISTING EQUIPMENT AND STRUCTURES.
  - DO NOT SCALE DRAWINGS
  - VERIFY ALL DIMENSIONS, ELEVATIONS AND EXTENT OF WORK WITH DRAWINGS AND REPORT ANY DISCREPANCIES OR CONFLICTS TO THE CONTRACT ADMINISTRATOR PRIOR TO PROCEEDING WITH CONSTRUCTION. DO NOT DIMENSION FROM ELECTRONIC DRAWINGS. REWORK OF ITEMS FABRICATED PRIOR TO IDENTIFICATION OF DISCREPANCIES AND/OR CONFLICTS SHALL BE AT NO ADDITIONAL COST TO THE CITY.
  - LOCATE SERVICES AND PROTECT THEM AT ALL TIMES DURING CONSTRUCTION.
  - STRUCTURAL INTEGRITY OF EXISTING STRUCTURES TO BE MAINTAINED DURING CONSTRUCTION.
  - REPORT ANY UNSOUND CONDITIONS OBSERVED OR CREATED IMMEDIATELY TO THE CONTRACT ADMINISTRATOR.
  - MODIFICATIONS, ALTERATIONS, OR SUBSTITUTIONS MUST BE AUTHORIZED IN WRITING BY THE CONTRACT ADMINISTRATOR PRIOR TO ANY FABRICATION OR ERECTION.
  - ALL CONTRACTOR MEANS AND METHODS, INCLUDING TEMPORARY SCAFFOLDING SHALL BE ERECTED AND REMOVED BY AN APPROPRIATELY EXPERIENCED INSTALLATION CONTRACTOR IN ACCORDANCE WITH MANITOBA REGULATION 217/2006. SCAFFOLDING TO BE DESIGNED AND APPROVED FOR USE IN ACCORDANCE WITH SECTION 28 OF 217/2006.

- STRUCTURAL STEEL:**
- ALL STRUCTURAL 304 S.S. SHAPES AND PLATES TO CONFORM TO AISA 430 & ASTM A276.
  - DETAILING, FABRICATION AND ERECTION TO BE IN ACCORDANCE WITH CAN/CSA-S16-01.
  - ALL WELDING TO CONFORM TO CSA W47.1 & W59.
  - INSTALL ANCHORS IN ACCORDANCE WITH MANUFACTURES INSTRUCTIONS.
  - WELDING SHOPS TO BE CERTIFIED TO DIVISION 1 OR 2 OF CSA W47.1 BY THE CANADIAN WELDING BUREAU. ALL WELDING TO BE PERFORMED BY CWB CERTIFIED WELDERS.



CITY OF WINNIPEG DEVELOPED SAFETY PROCEDURES TO BE FOLLOWED STRICTLY DURING THE DEPLOYMENT OF THE ROLLING LADDER ON THE STEEL WALKWAYS

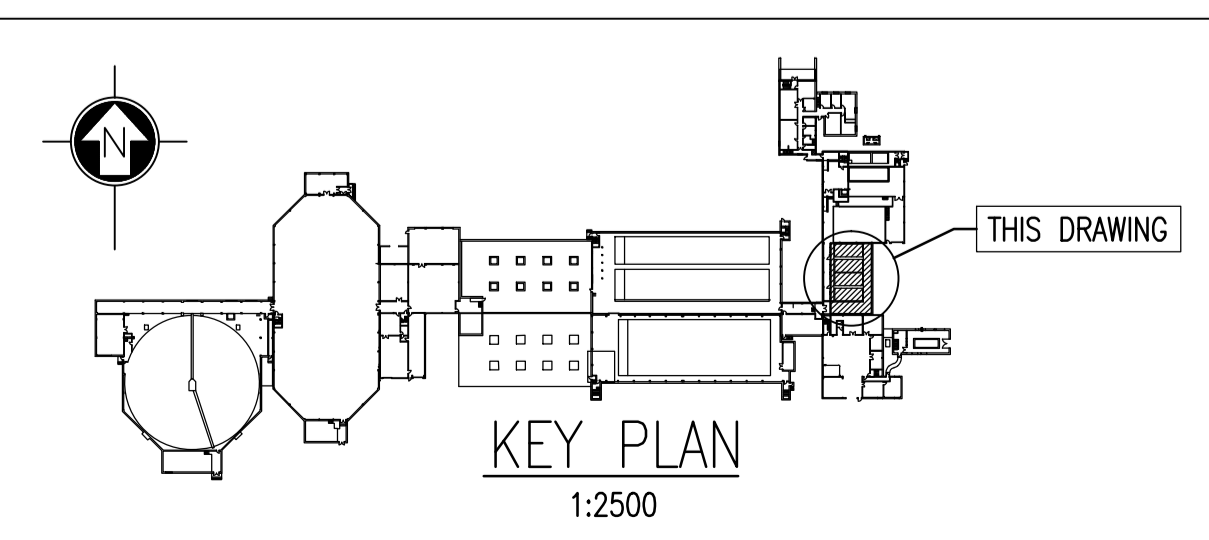
LAST SAVE: 2012/11/01 - 4:04pm  
PATH: M:\112577\0116\4ENG\42STR.DD - General DWG\1-0102G-S0019-001-00.dwg

70012-01-S252	GRIT BUILDING STRUCTURAL SECTIONS & DETAILS
70012-01-S251	GRIT BUILDING STRUCTURAL PILING, ELEV. 751, 763, 772 & ROOF PLAN
DRAWING NUMBER	REFERENCE DRAWINGS

1 0 1 2 3m  
1 : 50

**APEGM**  
Certificate of Authorization

**SNC-Lavalin Inc.**  
No. 4489



00	ISSUED FOR TENDER, BID OPP. 545-2012	2012/11/01	B.D.	D.S.
NO.	REVISIONS	DATE	DESIGN	CHECK

**SNC-LAVALIN INC.**  
148 Nature Park Way  
Winnipeg, MB, Canada R3P 0X7  
204-786-8080

DESIGNED BY: B. DICKSON  
DRAWN BY: B. DICKSON  
SCALE: AS NOTED  
DATE: 2012/09/11

CHECKED BY: D. SIDHU  
APPROVED BY: C. REIMER  
RELEASED FOR CONSTRUCTION BY: NEIL HARRINGTON  
DATE: 2012/10/10

CONSULTANT NO.: 112577-0116-42DD-0007

ENGINEER'S SEAL

ORIGINAL DRAWING SEALED BY:  
D. S. SIDHU  
SNC-LAVALIN  
MEMBER #24837  
2012/11/01  
REV. 00

**THE CITY OF WINNIPEG**  
WATER AND WASTE DEPARTMENT

SOUTH END WATER POLLUTION CONTROL CENTRE  
VENTILATION AND MISCELLANEOUS UPGRADES  
PLAN & DETAILS  
GRIT TANK ROOM FALL RESTRAINTS

CITY DRAWING NUMBER: 1-0102G-S0019  
SHEET: 001  
REV: 00  
SIZE: A1

1-0102G-S0019-001-00.dwg