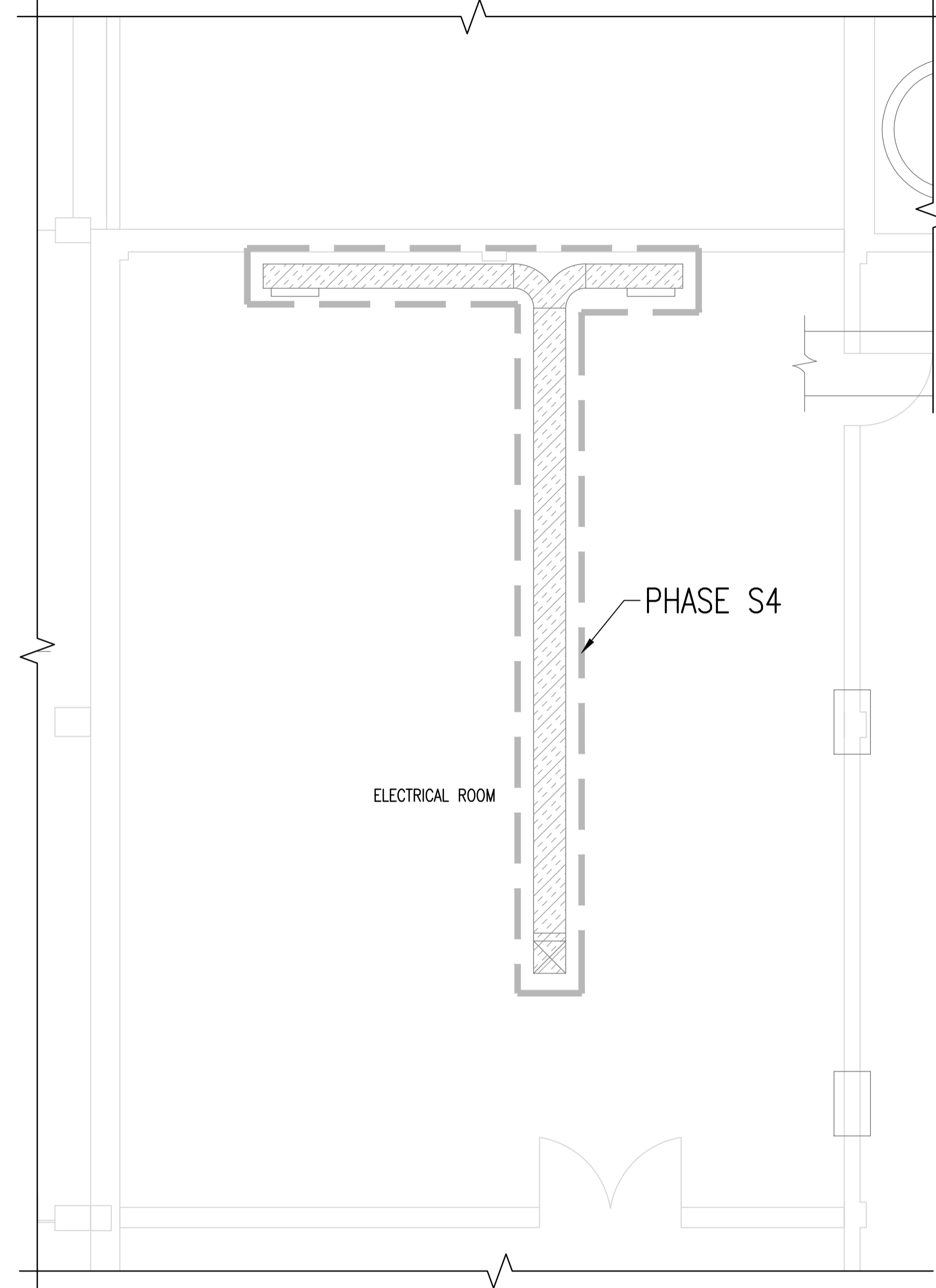
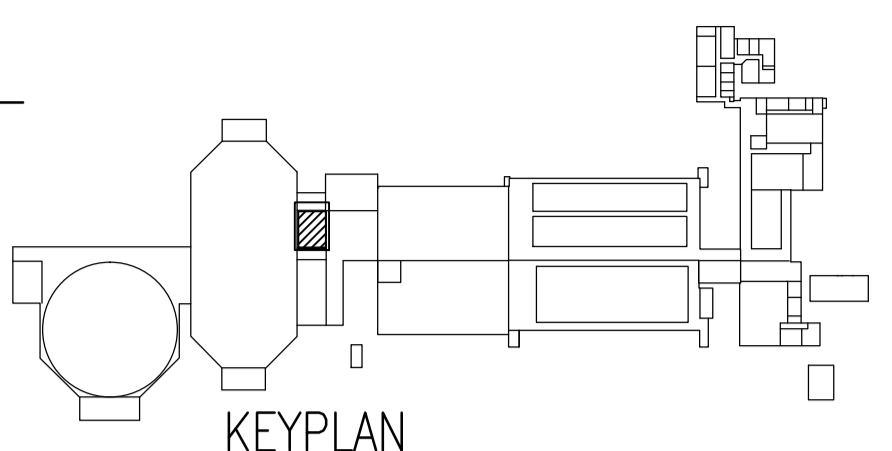



SECONDARY CLARIFIER VENTILATION ROOM AT ELEV 237.59
SCALE: 1 : 50



SECONDARY CLARIFIER ELECTRICAL ROOM AT ELEV 233.48
SCALE: 1 : 50



FIRE DAMPER SCHEDULE

TAG	DUCT SIZE (MM)	ORIENTATION	STATUS
S114-FD-01	460 x 810	VERTICAL	NEW
S114-FD-02	460 x 810	VERTICAL	NEW
S114-FD-03	406 x 406	VERTICAL	NEW
R682-FD-01	810 x 610	VERTICAL	NEW
S683-FD-01	406 x 457	HORIZONTAL	NEW
S684-FD-01	500 x 406	VERTICAL	NEW
S685-FD-01	1370 x 865*	VERTICAL	NEW
S685-FD-02	1830 x 300*	VERTICAL	NEW
S686-FD-01	1422 x 406*	HORIZONTAL	NEW
S689-FD-01	1880 x 406*	VERTICAL	NEW

* MAXIMUM FIRE DAMPER SIZE IS 914x914. MULTIPLE DAMPERS ARE REQUIRED.

NOTES:

- ① REMOVE DUCTING BACK TO WALL AND CAP OFF DUCT.
- ② CONFIRMED AND SUSPECTED ASBESTOS CONTAINING MATERIALS ON DUCTWORK INSULATION ARE TO BE REMOVED. REFER TO ASBESTOS ABATEMENT SPECIFICATIONS FOR ABATEMENT PROCEDURES. RE-INSULATE DUCTWORK.

LEGEND

DUCTWORK WHERE ASBESTOS CONTAINING MATERIALS ARE SUSPECT

GENERAL NOTES:

1. CONTRACTOR SHALL SUPPLY AND INSTALL FIRE DAMPERS IN LOCATIONS SHOWN ON DRAWINGS WHERE DUCTING PENETRATES A FIRE SEPARATION. CONTRACTOR IS TO VERIFY DIMENSIONS PRIOR TO ORDERING FIRE DAMPERS.
2. FIRE DAMPERS SHALL BE INSTALLED IN ACCORDANCE WITH SMACNA STANDARDS, NATIONAL FIRE CODE AND THE NATIONAL BUILDING CODE.
3. REFER TO DRAWING 1-0102G-M0007 FOR FIRE DAMPER INSTALLATION DETAILS.
4. ACCESS DOORS SHALL BE PROVIDED FOR ALL FIRE DAMPERS IN ACCORDANCE WITH SMACNA AND THE NATIONAL FIRE CODE.
5. INSPECT EXISTING FIRE DAMPERS AND NOTIFY THE CONTRACT ADMINISTRATOR OF ANY DAMAGED OR DEFICIENT ITEMS.
6. ASBESTOS CONTAINING MATERIALS ARE SUSPECT ON PIPE ELBOW AND DUCTWORK INSULATION AND ARE TO BE REMOVED. REFER TO ASBESTOS ABATEMENT SPECIFICATIONS FOR ABATEMENT PROCEDURE.



NO.	REVISIONS	DATE	DESIGN	CHECK
00	ISSUED FOR TENDER, BID OPP. 545-2012	2012/09/26	TRS	SN

SNC-LAVALIN INC.
148 Nature Park Way
Winnipeg, MB, Canada R3P 0X7
204-786-8080

DESIGNED BY: S. NORSWORTHY
DRAWN BY: K. MOHAMMED
SCALE: 1 : 50
DATE: 2012/01/20

CHECKED BY: S. NORSWORTHY
APPROVED BY: C. REIMER
RELEASED FOR CONSTRUCTION BY: NEIL HARRINGTON
DATE: 2012/10/10

CONSULTANT NO.: 112577-0116-45DD-0401

ENGINEER'S SEAL

ORIGINAL DRAWING SEALED BY:
S. S. NORSWORTHY
SNC-LAVALIN
MEMBER #20725
2012/10/11
REV. 00

THE CITY OF WINNIPEG
WATER AND WASTE DEPARTMENT

SOUTH END WATER POLLUTION CONTROL CENTRE
VENTILATION & MISC. UPGRADES
PLAN VIEW
FIRE DAMPER UPGRADES
VENTILATION & ELECTRICAL ROOMS

CITY DRAWING NUMBER: 1-0102S-M0001
SHEET: 001
REV.: 00
SIZE: A1