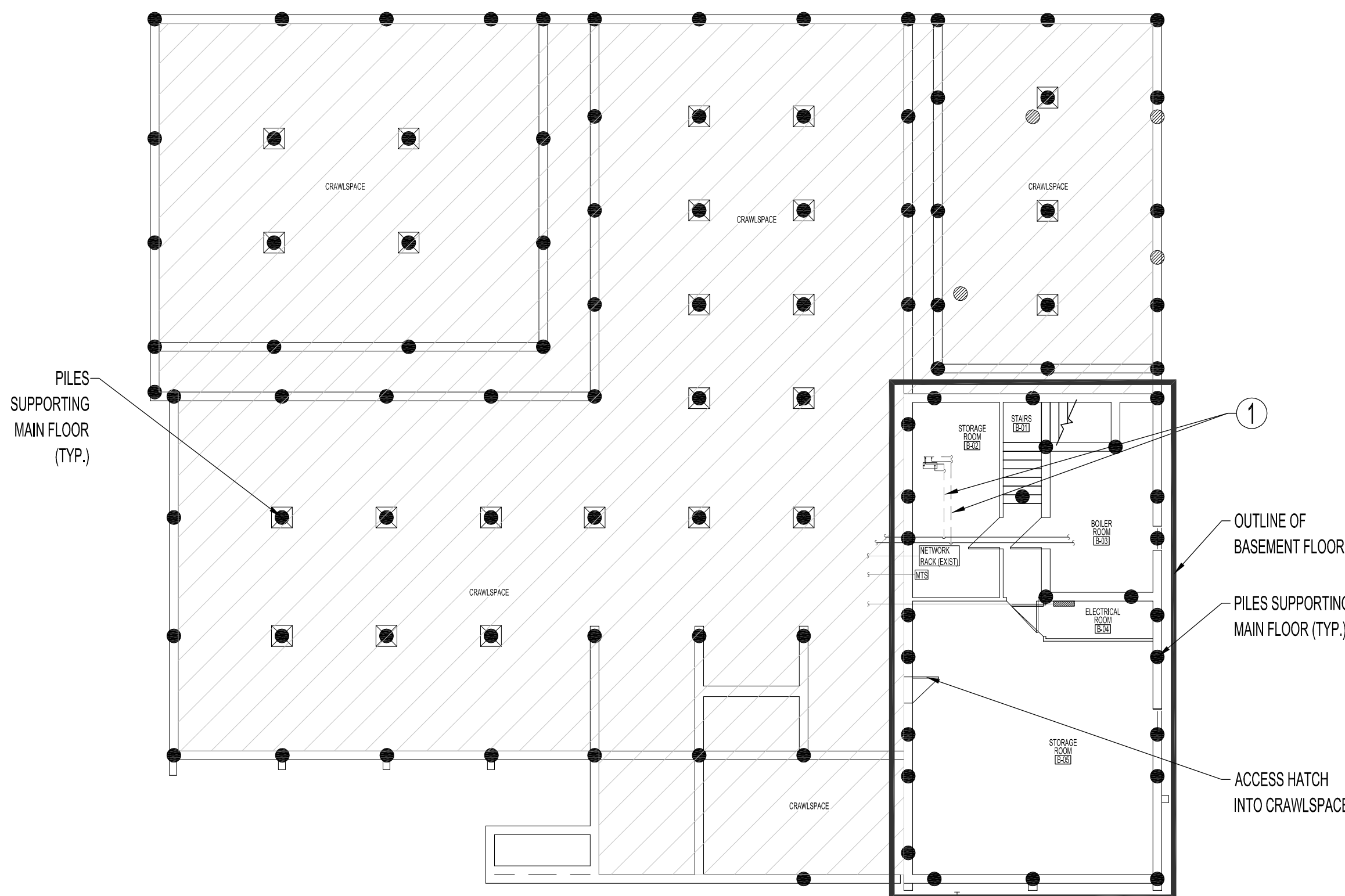


NOTES:  
ALSO SEE ARCHITECTURAL, ROOF & ELECTRICAL DWGS & NOTES.

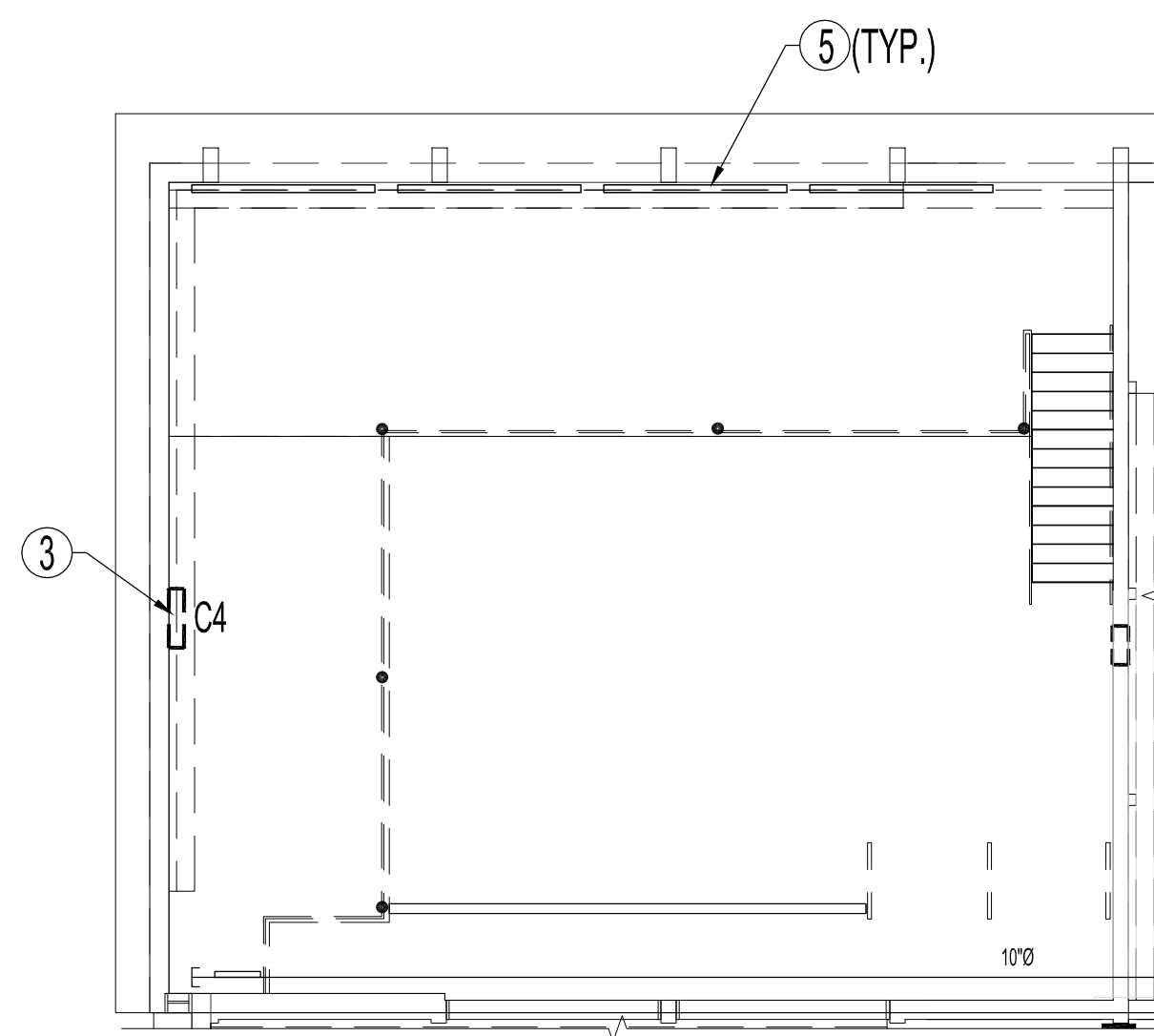
DEMOLITION NOTES - MECHANICAL

- EXISTING
- - - TO BE DEMOLISHED.

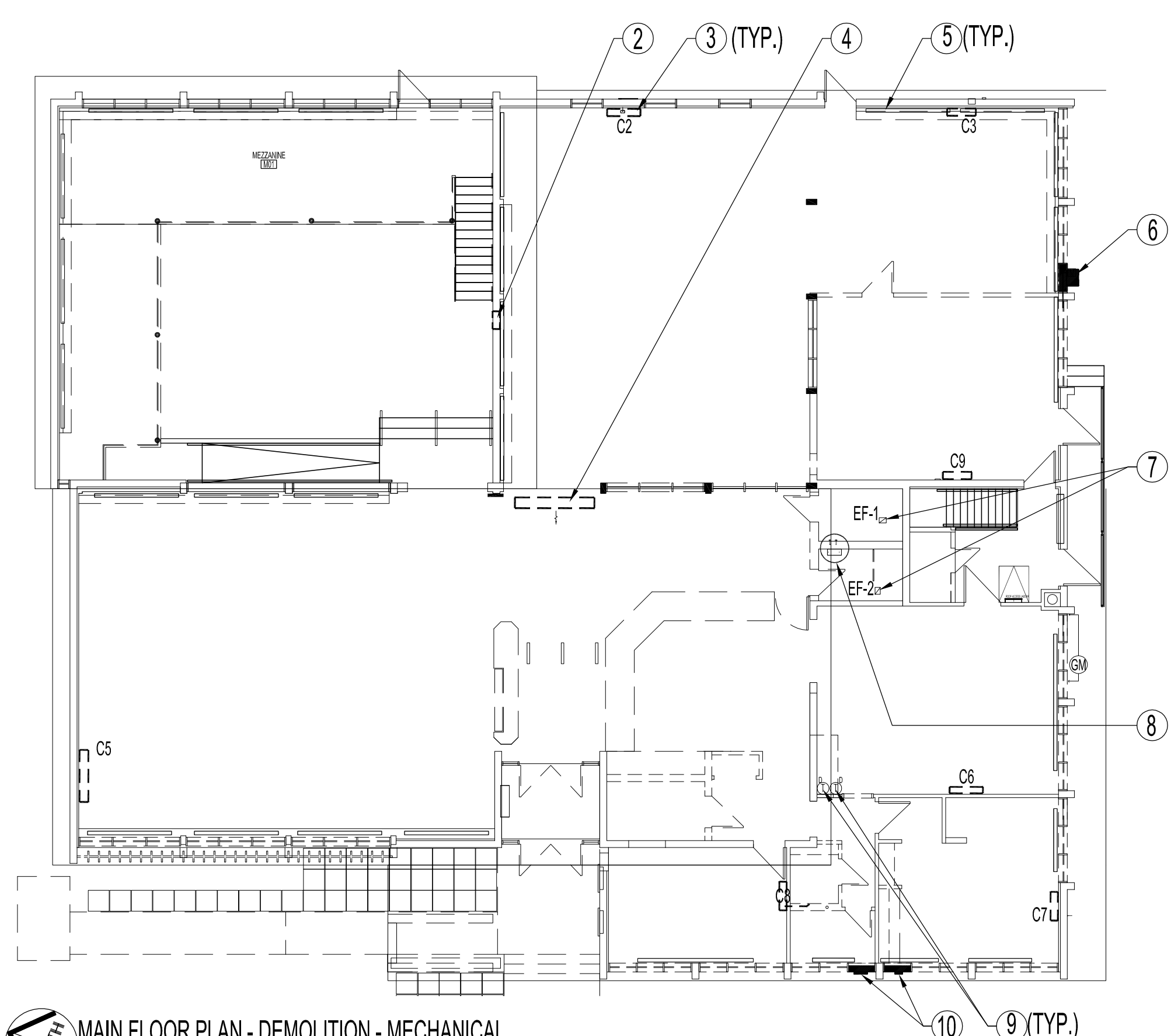
- 1 REMOVE & DISCARD RADIANT HOT WATER SUPPLY & RETURN LATERAL BRANCH PIPING & RISERS FROM BASEMENT TO MAIN FLOOR MEN'S & PREVIOUS WOMEN'S WASHROOM RADIATOR HEAT FIN TUBES. CAP AT BASEMENT MAIN SUPPLY & RETURN LINES.  
**NOTE:** FLUSH CUTTING LINES WITHIN FLOORS & WALLS IS NOT ACCEPTABLE.
- 2 REMOVE & DISCARD IN-WALL DUCTWORK, GRILLE & HOUSING. RE-USE EXISTING WALL OPENING FOR NEW RETURN GRILLE AND DUCTWORK.
- 3 DECOMMISSION, REMOVE, DISCARD & REPLACE (8) WALL MOUNTED EVAPORATORS, REFRIGERATION & CONDENSATE DRAIN LINES. CONTRACTOR TO REMOVE, RETAIN & RE-INSTALL EXISTING EXTERIOR PROTECTIVE EXTERIOR SHROUDS TO ACCESS REFRIGERANT, ELECTRICAL & CONDENSATE DRAIN LINES FROM EXTERIOR SIDE.
- 4 REMOVE, DISCARD & REPLACE (3) INTERIOR SIDE WALL GRILLES & DUCT WORK TO EXISTING ROOF TOP MAKE-UP AIR UNIT.
- 5 EXISTING RADIATOR FIN TUBES. SEE MECHANICAL SYMBOL SCHEDULE.
- 6 DISCONNECT, REMOVE & DISCARD IN-WALL RELIEF AIR DAMPER ASSEMBLY INCLUDING WIRING & SUPPORTS TO ROOF TOP MAKE-UP AIR UNIT.
- 7 REMOVE & DISCARD MEN'S & WOMEN'S WASHROOM CEILING EXHAUST FANS (EF-1 & EF-2) AND ALL ABOVE CEILING CONNECTED DUCTWORK.
- 8 DE-COMMISSION, REMOVE & DISCARD EXISTING RADIANT HEAT FIN-TUBE & ASSOCIATED SUPPLY & RETURN PIPING. ALSO SEE CRAWLSPACE & BASEMENT MECHANICAL DEMOLITION NOTES.
- 9 DISCONNECT, REMOVE & DISCARD (2) AIR CONDITIONING EVAPORATOR DIGITAL THERMOSTATS. REMOVE WIRING BACK TO SOURCES.
- 10 REMOVE & DISCARD STAFF LOUNGE & WASHROOM SIDE WALL EXHAUST FANS (EF-3 & EF-4) AND CONNECTED DUCTWORK.



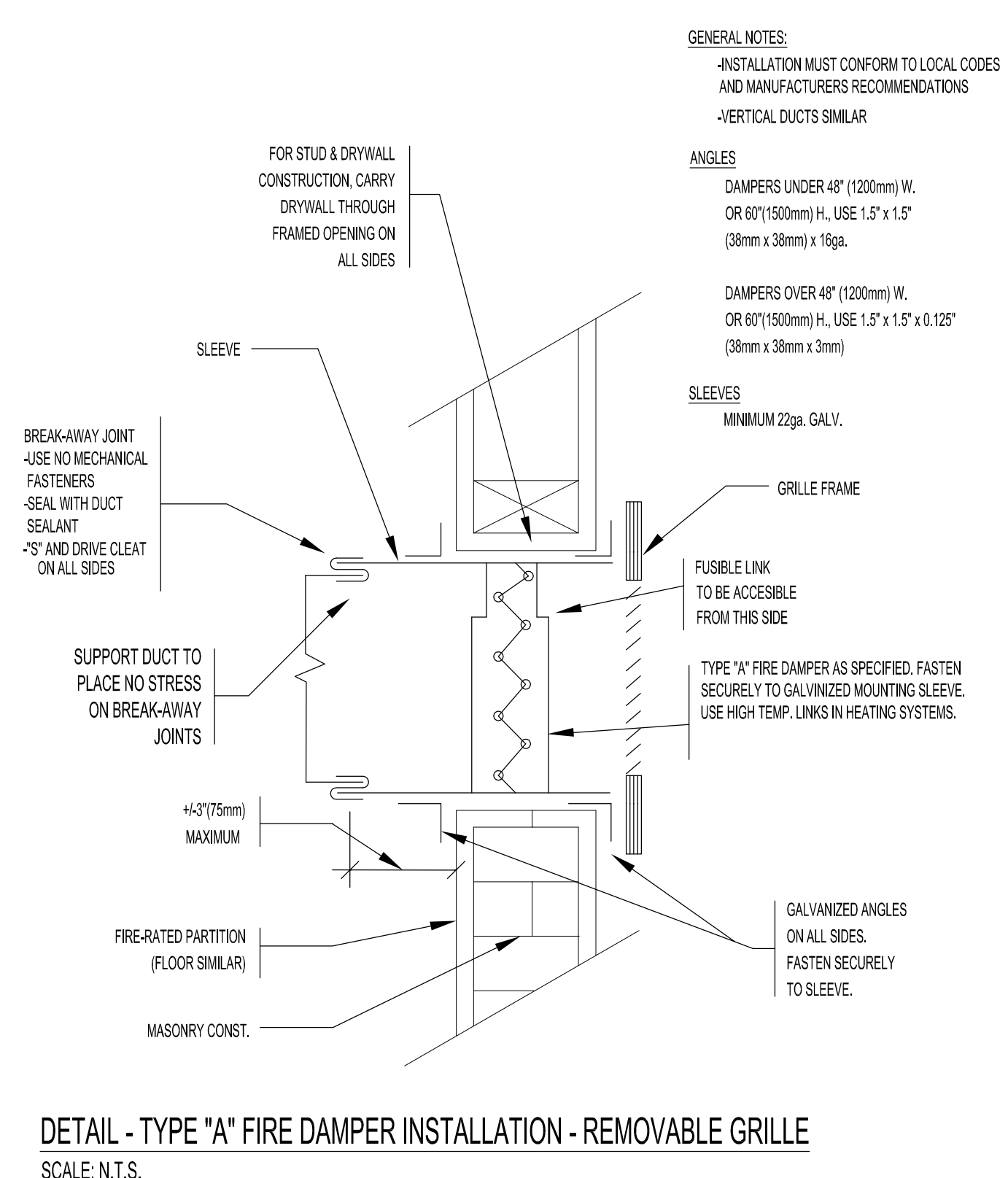
CRAWLSPACE & BASEMENT FLOOR PLAN - DEMOLITION - MECHANICAL  
SCALE: 3/32"=1'-0"



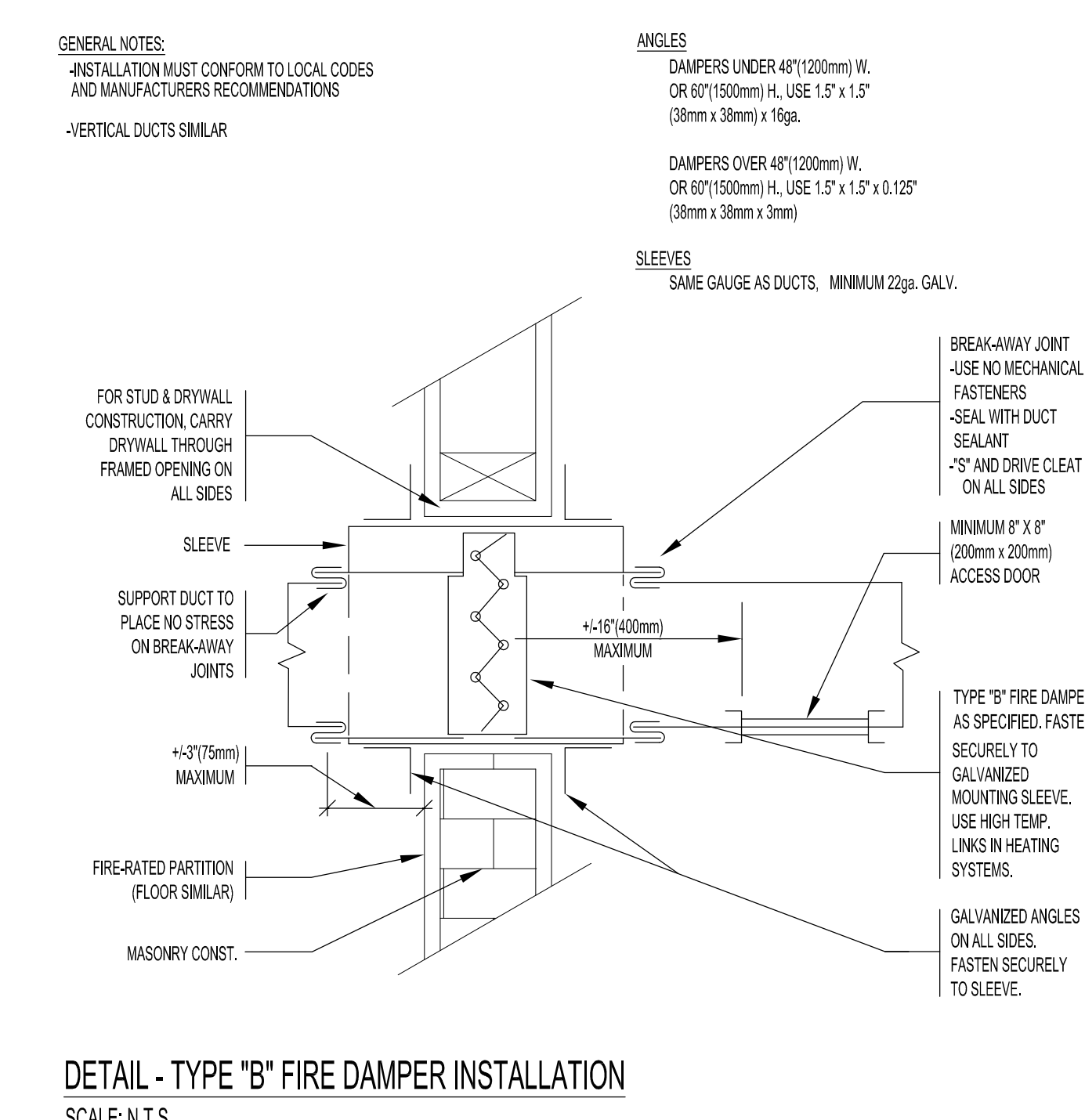
MEZZANINE FLOOR PLAN - DEMOLITION - MECHANICAL  
SCALE: 1/8"=1'-0"



MAIN FLOOR PLAN - DEMOLITION - MECHANICAL  
SCALE: 3/32"=1'-0"



DETAIL - TYPE 'A' FIRE DAMPER INSTALLATION - REMOVABLE GRILLE  
SCALE: N.T.S.



DETAIL - TYPE 'B' FIRE DAMPER INSTALLATION  
SCALE: N.T.S.

1	RE-ISSUED FOR TENDER	AI	2012.09.28
No.	REVISION/DESCRIPTION	BY	DATE



G.D. Stasynec and Associates Ltd.  
Engineering Consultants  
551 Academy Road  
Winnipeg, Manitoba  
R3N 0E4  
Telephone: (204) 488-1332  
Facsimile: (204) 488-1337  
E-mail: stasynec@stasynec.mb.ca

DRAWN	RCP	CHECKED	DTA	DESIGNED	DTA	APPROVED
DATE	2012.08.17	USER APPROVAL				

THE CITY OF WINNIPEG  
PLANNING, PROPERTY AND  
DEVELOPMENT DEPARTMENT  
MUNICIPAL ACCOMMODATIONS DIVISION  
3-65 GARRY STREET, R3C 4K4

PROJECT  
FORT GARRY LIBRARY  
INTERIOR & EXTERIOR REFURBISHING

1360 PEMBINA HWY

SHEET TITLE  
CRAWLSPACE, BASEMENT, MAIN & MEZZANINE FLOOR PLAN  
DEMOLITION  
MECHANICAL

SCALE	PROJECT No:	SHEET No:
AS SHOWN	2011-096	M-3 R-1